



# PRODUCT GUIDE

 **Georgia-Pacific**  
Vinyl Siding & Accessories

 **Ply Gem**<sup>®</sup>

**BlueLinx**   
*America's Building Products Distributor*

[SPEC GUIDE CONTENTS](#) | [NEXT PAGE >](#)

VERSION 22

---

## Dear Valued Customer,

Throughout 2021 and into 2022, raw material constraints and high product demand have necessitated we suspend production of some Georgia-Pacific products and some colors across our product lines. Strategically pausing production of some products and colors allows us to more effectively prioritize and use our raw materials to better service you.

This 2022 Product Spec Guide includes our full offering of products and colors. We have not indicated which products and colors are suspended with the knowledge we will return to our wide breadth of styles and colors as soon as possible. Our employees are working around the clock to maximize our ability to service and create solutions for you.

If you have a specific question related to a product and/or color availability, please contact your territory sales manager. Alternately, we have updated the product pages of our website, [www.gpvinylsiding.com](http://www.gpvinylsiding.com), indicating which products and colors are temporarily unavailable. **Our territory sales managers, and our website, will always have the latest status information.**

From all of us at Ply Gem, thank you for your business and your partnership.

Sincerely,  
The Ply Gem Team

# TABLE OF CONTENTS

<b>Vinyl Siding Accessories Physical Properties</b> .....	5
<b>Caliber™ High Performance Insulated Siding</b>	
Double 6" .....	8
Installation Components .....	8
<b>Compass®</b>	
Standard Lap .....	10
Dutch Lap .....	10
<b>Forest Ridge®</b>	
Standard Lap .....	10
<b>Shadow Ridge®</b>	
Dutch Lap .....	11
<b>Somerset Coastal®</b>	
Single 6 1/2" .....	11
<b>Castle Ridge®</b>	
Single 8" .....	12
<b>Vision Pro®</b>	
Standard Lap .....	13
Dutch Lap .....	13
<b>Parkside®</b>	
Standard Lap .....	14
Dutch Lap .....	14
<b>Board &amp; Batten</b> .....	15
<b>T/4 Soffit</b> .....	15
<b>D/5 Soffit</b> .....	16
<b>T3-1/3 Soffit</b> .....	16
<b>Premium Triple 4 Soffit</b> .....	17
<b>Beaded Soffit</b> .....	18
<b>Economy T4 Soffit</b> .....	18
<b>Economy D5 Soffit</b> .....	19

# TABLE OF CONTENTS

<b>Soffit Installation Components</b> .....	20
---	----

## **Cedar Spectrum™ Accent Panels & Installation Components**

Shingle Siding .....	22
Round Cut Siding .....	22
Hand-Split Siding .....	23
Triple 5" .....	23

<b>Installation Components</b> .....	24-31
--------------------------------------	-------

<b>Ply Gem Mounting Blocks &amp; Vents and Gable Vents</b> .....	32-41
--	-------

<b>Ply Gem Shutters</b> .....	42-48
-------------------------------	-------

<b>Ply Gem Accents</b> .....	49-52
------------------------------	-------

<b>Color Matrix</b> .....	53-64
---------------------------	-------

<b>Parkside® Skirting</b> .....	66
---------------------------------	----

<b>Parkside® Skirting Accessories</b> .....	67
---	----

<b>Application Tools</b> .....	69
--------------------------------	----

---

## **METAL PRODUCTS**

Trim Coil .....	69-82
Aluminum Soffit .....	84-86
Aluminum Fascia .....	87-89
Metal Accessories .....	90-93
Nails & Paint .....	94
Roofing Accessories .....	95-99

---

## **PLY GEM GUTTER PROTECTION SYSTEMS**

Leaf Relief® .....	100-103
Leaf Logic® .....	104

---

<b>PLY GEM STEEL SIDING AND ACCESSORIES</b> .....	105-110
---	---------

---

## **INSERT: TRIM COIL ITEM NUMBER CROSS REFERENCE CHART 2021-2022**



**Georgia-Pacific® Vinyl Siding and Soffit products meet or exceed the following industry standards and/or building code approvals.**

<b>Standards and Codes</b>	<b>Report #</b>
ASTM	C1363
ASTM	C272
ASTM	D2843 (U.B.C. #52-2)
ASTM	D3679
ASTM	D4226
ASTM	D4477
ASTM	D635
ASTM	E84
ASTM	E96
ICC Evaluation Service	NER-638
Metro Dade	08-0429.11
State of Florida	5538-R1
State of Florida	11191
State of Florida	5544
State of Florida	12141
Texas State Board of Insurance Ruling	EC-27

Compound Cell Classification: Polyvinyl Chloride (PVC) compound is defined as 13344-B in conformance to ASTM D 1784 (1/8 inch Izod specimen).

Weathering: Environmental exposure testing conducted in three environments; dry, hot climate (Arizona), hot, humid climate (Florida) and northern temperate climate per ASTM D 3679.

Color Monitoring: Lot-to-lot color monitoring conducted by Spectrophotometer per Standard Test Procedure CQA332Q3.

Lock: Precision formed using post formed technique.

Product specifications are accurate as of the printing date of this specification sheet.

VSI Fire Statement: Rigid vinyl siding is made from organic materials and will melt or burn when exposed to a significant source of flame or heat. Building owners, occupants and outside maintenance personnel should always take normal precautions to keep sources of fire, such as barbecues and combustible materials, such as dry leaves, mulch and trash, away from vinyl siding.

For a complete listing of certified products and information about the fire properties of vinyl siding, contact the Vinyl Siding Institute, 1201 15th St. NW, Suite 220, Washington, D.C., 20005 or visit the VSI website at [www.vinylsiding.org](http://www.vinylsiding.org) for a current listing of certified products and colors.

**Extruded Polyvinyl Chloride (PVC) consisting exclusively of PVC compound with the following typical properties**

<b>Physical Properties</b>	<b>Georgia-Pacific Vinyl Siding &amp; Soffit</b>	<b>ASTM Standard</b>
Izod impact at 32°F, (ft.•lbF/in.)	1.9	0.65 min
Izod impact at 74°F, (ft.•lbF/in.)	3.3	2.4 min
Tensile strength, (psi)	6,326	5,800
Tensile modulus, (psi)	364,500	319,000 min
Heat deflection Temp., (°F) @ 264 psi	167	158 min
Coefficient of linear thermal expansion	3.3x10 <sup>-5</sup>	4.5x10 <sup>-5</sup> max
Shore D hardness	82	n/a
Chemical resistance properties	Excellent	n/a
Flame spread index	20.0	25.0
Smoke density developed	275	n/a

**Premium Color Panels Only**

<b>Physical Properties</b>	<b>Georgia-Pacific Vinyl Siding &amp; Soffit</b>	<b>ASTM Standard</b>
Tensile strength, (psi)	6,090	5,800
Heat deflection Temp., (°F) @ 264 psi	167	158 min
Modules of elasticity (PSI)	363,795	310,000 min
Izod impact at 32°F, (ft.•lbF/in.)	3.7	0.65 min
Izod impact at 74°F, (ft.•lbF/in.)	3.7	2.4 min
Shore D hardness	n/a	
Coefficient of linear thermal expansion	3.34x10	4.5x10 <sup>-5</sup> max
Chemical resistance properties	Excellent	n/a
Flame spread index		25.0
Smoke density developed		n/a

**Compliance**

Georgia-Pacific® Vinyl Siding is listed in the National Evaluation Report-460. N.E.R.-460 and is recognized by SBCCI (Southern Builders Code Congress International), ICBO (International Conference of Building Officials) and BOCA (Building Officials and Code Administrators International).

Georgia-Pacific Vinyl Siding and Soffit is in conformance with ASTM D 3679, "Standard Specification for Rigid Polyvinyl Chloride (PVC) Siding."

## Injection Molded Painted Polypropylene

Physical Properties	Georgia-Pacific Cedar Spectrum Siding	ASTM Standard
Panel color-thru	Yes	
Panel coating	None, Paint (variegated colors)	
Caliper of face	.101	
Caliper of nail hem between slots	.127	
Gloss	10	
Manufacturing physicals	Injection Molded Polypropylene	
Wind load test (-100PSF)	195 m.p.h.	D5206-096
Impact test (ft.-lbs./in.)	1.0	D 250
Tensile strength (PSI)	2,900	D 638
Modules of elasticity (PSI)	340,000	
Deflection Temp. under flexural load (°F)	202	D648
Linear thermal expansion	1/16" per 30°F	D698
Flame spread index	95	E 84-84

## Technical Specifications

Products	Design Pressure	Wind Velocity
Caliber	68.9 PSF	170 MPH
Compass	89.4 PSF	190 MPH
Forest Ridge	55.6 PSF	150 MPH
Shadow Ridge	55.6 PSF	150 MPH
Somerset Coastal	80.2 PSF	180 MPH
Chatham Ridge	55.6 PSF	150 MPH
Castle Ridge	55.6 PSF	150 MPH
Vision Pro	55.6 PSF	150 MPH
Parkside	55.6 PSF	150 MPH
Board & Batten	92.6 PSF	193 MPH
Cedar Spectrum Shingle	73.3 PSF	175 MPH
Cedar Spectrum Hand-Split	82.2 PSF	180 MPH
Cedar Spectrum Round Cut	48.9 PSF	145 MPH
Cedar Spectrum T5 Shingle	73.3 PSF	175 MPH

# CALIBER™ HIGH PERFORMANCE INSULATED SIDING & INSTALLATION COMPONENTS

## DESCRIPTION & PACKAGING

## COLORS

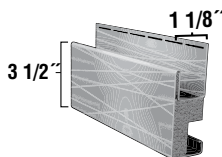


### 108

#### Double 6" Traditional

12' 6" panel  
62 lbs. per carton  
8 pieces per carton / 1 square  
1-1/8" overall thickness  
.044 thickness  
9 squares / crate

**Standard Colors**  
Almond, Cream, Gray, Mist, Tan, White  
**Dark Colors\***  
Clay, Flint, Thistle  
**Premium Colors\***  
Briarwood, Pewter, Sagebrook, Wedgewood

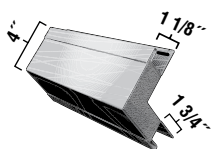


### 300

#### Window & Door Surround

12' 6" length  
39.48 lbs. per carton  
10 pieces per carton

**Standard Colors**  
Almond, Cream, Gray, Mist, Tan, White  
**Dark Colors\***  
Clay, Flint, Thistle

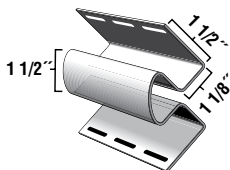


### 352

#### Outside Corner Post

12' 0" length  
55.88 lbs. per carton  
10 pieces per carton

**Standard Colors**  
Almond, Cream, Gray, Mist, Tan, White  
**Dark Colors\***  
Clay, Flint, Thistle  
**Premium Colors\***  
Briarwood, Pewter, Sagebrook, Wedgewood



### 359

#### Inside Corner Post

12' 0" length  
29.54 lbs. per carton  
10 pieces per carton

**Standard Colors**  
Almond, Cream, Gray, Mist, Tan, White  
**Dark Colors\***  
Clay, Flint, Thistle  
**Premium Colors\***  
Briarwood, Pewter, Sagebrook, Wedgewood

[Click here to learn more about our products.](#)

#### [Corner post options](#)



#### [Flashing and installing corner posts](#)



#### [Installing vinyl siding panels](#)



#### [Replacing panels and outside corners](#)

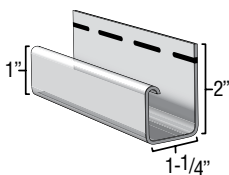


\* Upcharge applies.

# CALIBER™ HIGH PERFORMANCE INSULATED SIDING & INSTALLATION COMPONENTS

## DESCRIPTION & PACKAGING

## COLORS



### 40023

#### 1 1/4" J-Channel

12' 6" length  
63.10 lbs. per carton  
40 pieces per carton

#### Standard Colors

Almond, Cream, Gray,  
Mist, Tan, White

#### Dark Colors\*

Clay, Flint, Thistle

#### Premium Colors\*

Briarwood, Pewter,  
Sagebrook, Wedgewood

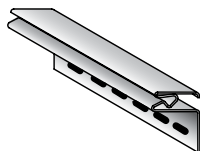


### 505

#### Starter Strip

12' 6" length  
42 lbs. per carton  
24 pieces per carton

N / A



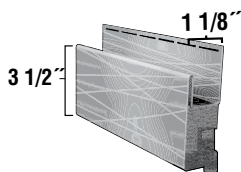
### 409

#### Extended Crown Backplate

12' 6" length  
60.90 lbs. per carton  
24 pieces per carton

#### Standard Color

White



### 369

#### 3 1/2" Transition Mold

12' 6" length  
41.08 lbs. per carton  
10 pieces per carton

#### Standard Colors

Almond, Cream, Gray,  
Mist, Tan, White

#### Dark Colors\*

Clay, Flint, Thistle

### Foam-backed siding options



[Click here to learn more about our products.](#)

\* Upcharge applies.

## DESCRIPTION & PACKAGING

## COLORS



### 284-02

#### Double 4" Standard Lap Low-Gloss Finish

12'6" length / Thickness .044"  
114 lbs. per carton  
24 pieces per carton / 2 squares  
24 squares per crate

#### Standard Colors

Almond, Cream, Gray,  
Pearl, Tan, White

#### Dark Colors\*

Amber, Clay, Flint,  
Hazelnut, Thistle

#### Premium Colors\*

Bayou, Briarwood, Brownstone,  
Brunswick, Cinnabar, Dublin,  
Hampton Red, Iron, Palm,  
Pewter, Sagebrook, Shadow,  
Teak, Wedgewood

#### Cedar Colors\*

Coastal Blue,  
Hearthstone Brown,  
Northern Oak, Redwood



### 285-02

#### Double 4.5" Dutch Lap Low-Gloss Finish

12'1" length / Thickness .044"  
111 lbs. per carton  
22 pieces per carton / 2 squares  
28 squares per crate

#### Standard Colors

Almond, Cream, Gray,  
Pearl, Tan, White

#### Dark Colors\*

Amber, Clay, Flint,  
Hazelnut, Thistle

#### Premium Colors\*

Bayou, Briarwood, Brownstone,  
Brunswick, Cinnabar, Dublin,  
Hampton Red, Iron, Palm,  
Pewter, Sagebrook, Shadow,  
Teak, Wedgewood

#### Cedar Colors\*

Coastal Blue,  
Hearthstone Brown,  
Northern Oak, Redwood

[Click here to learn more  
about our products.](#)

# FOREST RIDGE®

## DESCRIPTION & PACKAGING

## NEW COLOR



### 105-02

#### Double 4" Standard Lap Wood Grain Finish

12'6" length / Thickness .042"  
94.67 lbs. per carton  
24 pieces per carton / 2 squares  
44 squares per crate

#### Standard Colors

Almond, Beige, Blue,  
Cream, Gray, Mist,  
Olive, Pearl, Tan, White

#### Dark Colors\*

Amber, Clay, Cypress, Flint,  
Hazelnut, Thistle

#### Premium Colors\*

Briarwood, Dublin, Pewter,  
Sagebrook, Shadow, Teak,  
Wedgewood



### 116-02

#### Double 5" Standard Lap Wood Grain Finish

12'0" length / Thickness .042"  
89.61 lbs. per carton  
20 pieces per carton / 2 squares  
40 squares per crate

#### Standard Color

Almond, Beige, Blue,  
Cream, Gray, Mist,  
Olive, Pearl, Tan, White

#### Dark Colors\*

Amber, Clay, Cypress, Flint,  
Hazelnut, Thistle

#### Premium Colors\*

Briarwood, Pewter, Sagebrook,  
Wedgewood

\* Upcharge applies.

## DESCRIPTION & PACKAGING

## NEW COLOR



### 109-02

Double 4" Dutch Lap  
Wood Grain Finish

12'6" length / Thickness .042"  
94.96 lbs. per carton  
24 pieces per carton / 2 squares  
38 squares per crate

#### Standard Colors

Almond, Beige, Blue,  
Cream, Gray, Mist, Olive,  
Pearl, Tan, White

#### Dark Colors\*

Amber, Clay, Cypress, Flint,  
Hazelnut, Thistle

#### Premium Colors\*

Briarwood, Dublin, Pewter,  
Sagebrook, Shadow, Teak,  
Wedgewood



### 119-02

Double 5" Dutch Lap  
Wood Grain Finish

12'0" length / Thickness .042"  
89.67 lbs. per carton  
20 pieces per carton / 2 squares  
34 squares per crate

#### Standard Colors

Almond, Beige, Blue,  
Cream, Gray, Mist, Olive,  
Pearl, Tan, White

#### Dark Colors\*

Amber, Clay, Cypress, Flint,  
Hazelnut, Thistle


#### Premium Colors\*

Briarwood, Pewter,  
Sagebrook, Wedgewood

# SOMERSET COASTAL®

## DESCRIPTION & PACKAGING

## COLORS



### 200

6-1/2" Beaded Panel  
Smooth, Brushed Finish  
*Recommended for installation with  
1WAP10 Aluminum Starter Strip.  
See page 78*

12'4" length / Thickness .044"  
60.09 lbs. per carton  
15 pieces per carton / 1 square  
21 squares per crate

#### Standard Color

Almond, Beige, Cream,  
Gray, Mist, Olive, Pearl,  
Tan, White

#### Dark Colors\*

Clay, Flint, Thistle

#### [Vinyl siding profile options](#)



#### [Horizontal siding – last course in eave & gable](#)



#### [Install horizontal beaded siding](#)



\* Upcharge applies.

[Click here to learn more about our products.](#)

## DESCRIPTION & PACKAGING

## COLORS



### 130-02

Single 8"  
Wood Grain Finish

12'6" length / Thickness .044"  
99.76 lbs. per carton  
24 pieces per carton / 2 squares  
34 squares per crate

**Standard Color**  
White



[Foam insulated  
siding options](#)

\* Upcharge applies.

[Click here to learn more about our products.](#)



## DESCRIPTION & PACKAGING

## COLORS



### 125-02

Double 4" Standard Lap  
Wood Grain Finish

12'6" length / Thickness .040"  
86.42 lbs. per carton  
24 pieces per carton / 2 squares  
48 squares per crate

#### Standard Colors

Almond, Beige, Blue,  
Cream, Gray, Mist, Olive,  
Pearl, Tan, White

#### Dark Colors\*

Clay, Cypress, Flint, Thistle



### 135-02

Double 5" Standard Lap  
Wood Grain Finish

12'0" length / Thickness .040"  
81.84 lbs. per carton  
20 pieces per carton / 2 squares  
40 squares per crate

#### Standard Colors

Almond, Beige, Blue,  
Cream, Gray, Mist, Olive,  
Pearl, Tan, White

#### Dark Colors\*

Clay, Cypress, Flint, Thistle



### 129-02

Double 4" Dutch Lap  
Wood Grain Finish

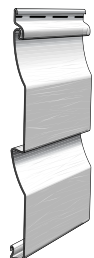
12'6" length / Thickness .040"  
86.68 lbs. per carton  
24 pieces per carton / 2 squares  
38 squares per crate

#### Standard Colors

Almond, Beige, Blue,  
Cream, Gray, Mist, Olive,  
Pearl, Tan, White

#### Dark Colors\*

Clay, Cypress, Flint, Thistle



### 139-02

Double 5" Dutch Lap  
Wood Grain Finish

12'0" length / Thickness .040"  
81.90 lbs. per carton  
20 pieces per carton / 2 squares  
34 squares per crate

#### Standard Colors

Almond, Beige, Blue,  
Cream, Gray, Mist, Olive,  
Pearl, Tan, White

#### Dark Colors\*

Clay, Cypress, Flint, Thistle

\* Upcharge applies.

[Click here to learn more about our products.](#)

## DESCRIPTION & PACKAGING

## COLORS



### 107-12

Double 4" Standard Lap  
Wood Grain Finish

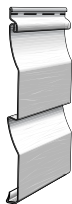
12'6" length / Thickness .038"  
83.08 lbs. per carton  
24 pieces per carton / 2 squares  
30 squares per crate

#### Standard Colors

Almond, Blue, Cream,  
Gray, Mist, Olive, Pearl,  
Tan, White

#### Dark Colors\*

Clay, Flint



### 106-12

Double 4" Dutch Lap  
Wood Grain Finish

12'6" length / Thickness .038"  
83.34 lbs. per carton  
24 pieces per carton / 2 squares  
36 squares per crate

#### Standard Colors

Almond, Blue, Cream,  
Gray, Mist, Olive, Pearl,  
Tan, White

#### Dark Colors\*

Clay, Cypress, Flint



### 115-12

Double 5" Dutch Lap  
Wood Grain Finish

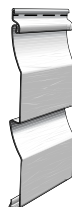
12'0" length / Thickness .038"  
76.30 lbs. per carton  
20 pieces per carton / 2 squares  
34 squares per crate

#### Standard Colors

Almond, Blue, Cream,  
Gray, Mist, Olive, Pearl,  
Tan, White

#### Dark Colors\*

Clay, Cypress, Flint



### 110-12

Double 4.5" Dutch Lap  
Wood Grain Finish

12'1" length / Thickness .038"  
80.45 lbs. per carton  
22 pieces per carton / 2 squares  
40 squares per crate

#### Standard Colors

Almond, Blue, Cream,  
Gray, Mist, Olive, Pearl,  
Tan, White

#### Dark Colors\*

Clay, Cypress, Flint

### [Installing vertical siding](#)



### [Vertical siding options](#)



### [Soffit options](#)



\* Upcharge applies.

[Click here to learn more about our products.](#)

# BOARD & BATTEN

## DESCRIPTION & PACKAGING

## COLORS



**199**

Single Vertical  
7" Board & Batten  
Wood Grain Finish

10'0" length / Thickness .048"  
53.90 lbs. per carton  
17 pieces per carton /  
1 square  
15 squares per crate

### Standard Colors

Almond, Beige, Cream,  
Gray, Mist, Pearl, Tan,  
White

### Dark Colors\*

Amber, Clay, Hazelnut,  
Thistle

### Premium Colors\*

Bayou, Briarwood,  
Brownstone, Brunswick,  
Dublin, Hampton Red,  
Palm, Pewter, Sagebrook,  
Shadow, Teak

# T/4 SOFFIT

## DESCRIPTION & PACKAGING

## COLORS



*Approved for soffit use only.*

**150-02**

Triple 4" Solid Soffit  
Pebble Finish

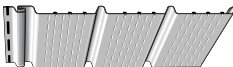
12'0" length / Thickness .035"  
76.93 lbs. per carton  
16 pieces per carton / 1.92 squares  
36 squares per crate

### Standard Colors

Almond, Beige,  
Blue, Cream,  
Gray, Mist, Olive,  
Pearl, Tan, White

### Dark Colors\*

Clay, Flint, Musket  
Brown



*Approved for soffit use only.*

**151-02**

Triple 4" Full-Vent Soffit  
Basketweave Venting  
w/Pebble Finish

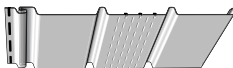
12'0" length / Thickness .035"  
73.93 lbs. per carton  
16 pieces per carton / 1.92 squares  
34 squares per crate  
Net Free Air Space: 14.34 sq. inches / square foot

### Standard Colors

Almond, Beige,  
Blue, Cream,  
Gray, Mist, Olive,  
Pearl, Tan, White

### Dark Colors\*

Clay, Flint, Musket  
Brown



*Approved for soffit use only.*

**152-02**

Triple 4" Center Vent  
Soffit Basketweave  
Venting w/Pebble Finish

12'0" length / Thickness .035"  
73.93 lbs. per carton  
16 pieces per carton / 1.92 squares  
34 squares per crate  
Net Free Air Space: 4.78 sq. inches / square foot

### Standard Colors

Almond, Beige,  
Blue, Cream,  
Gray, Mist, Olive,  
Pearl, Tan, White

### Dark Colors\*

Clay, Flint, Musket  
Brown

Use 1/2" installation accessories

\* Upcharge applies.


[Click here to learn more about our products.](#)

[< PREVIOUS PAGE](#) | [SPEC GUIDE CONTENTS](#) | [NEXT PAGE >](#)

# T 3-1/3 SOFFIT

## DESCRIPTION & PACKAGING

## COLORS



### 133

Triple 3-1/3" Solid  
Vertical/Soffit Pebble Finish

12'0" length / Thickness .044"  
119 lbs. per carton  
20 pieces per carton / 2 squares  
24 squares per crate

\*\*Musket Brown approved for soffit use only.

### Standard Colors


Almond, Beige, Cream, Flint,  
Gray, Mist, Pearl, Tan, White

### Dark Colors\*

Clay, Musket Brown\*\*

### Premium Color\*

Bayou, Briarwood, Hampton  
Red, Palm, Pewter, Sagebrook,  
Shadow, Teak, Wedgewood



### 134

Triple 3-1/3" Vented Soffit  
Pebble Finish

12'0" length / Thickness .044"  
115 lbs. per carton  
20 pieces per carton / 2 squares  
24 squares per crate  
Net Free Air Space: 9.19 sq. inches /  
square foot

Use 5/8" installation accessories

Approved for soffit use only.

### Standard Colors

Almond, Beige, Cream, Flint,  
Gray, Mist, Pearl, Tan, White

### Dark Colors\*

Clay, Musket Brown\*\*

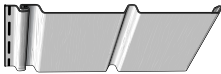
### Premium Color\*

Bayou, Briarwood,  
Hampton Red, Palm,  
Pewter, Sagebrook,  
Shadow, Teak,  
Wedgewood

# D/5 SOFFIT

## DESCRIPTION & PACKAGING

## COLORS



### 140

Premium Double 5" Vertical/  
Soffit Wood Grain Finish

12'0" length / Thickness .044"  
94.50 lbs. per carton  
20 pieces per carton / 2 squares  
34 squares per crate

### Standard Colors

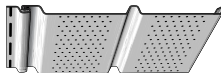
Almond, Beige,  
Cream, Gray, Mist,  
Pearl, Tan, White

### Dark Color\*

Clay

### Premium Color\*

Briarwood



### 141

Premium Double 5" Perforated  
Soffit Wood Grain Finish

12'0" length / Thickness .044"  
89.14 lbs. per carton  
20 pieces per carton / 2 squares  
34 squares per crate

Approved for soffit use only.

### Standard Colors

Almond, Beige,  
Cream, Gray, Mist,  
Pearl, Tan, White

### Dark Color\*

Clay

### Premium Color\*

Briarwood



### 144

Standard Double 5" Soffit  
Wood Grain Finish

12'0" length / Thickness .040"  
86.64 lbs. per carton  
20 pieces per carton / 2 squares  
34 squares per crate

Use 1/2" installation accessories

Approved for soffit use only.

### Standard Colors

Beige, Cream,  
White

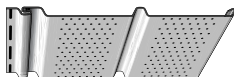
[Click here to learn  
more about our  
products.](#)

\* Upcharge applies.

# D/5 SOFFIT (CON'T)

## DESCRIPTION & PACKAGING

## COLORS



### 145

#### Double 5" Perforated Soffit Wood Grain Finish

12'0" length / Thickness .040"  
81.78 lbs. per carton  
20 pieces per carton / 2 squares  
34 squares per crate  
Net Free Air Space: 6.20 sq. inches/ square foot

#### Standard Colors

Beige, Cream,  
White

Use 1/2" installation accessories

Approved for soffit use only.

[Click here to learn more  
about our products.](#)

[Installing  
vinyl  
soffits](#)



# PREMIUM TRIPLE 4 SOFFIT

## DESCRIPTION & PACKAGING

## COLORS



### 230

#### Premium Triple 4" Solid Soffit Pebble Finish

12'0" length / Thickness .038"  
80.62 lbs. per carton  
16 pieces per carton / 1.92 squares  
36 squares per crate

#### Standard Colors

Almond, Beige,  
Blue, Cream, Gray,  
Mist, Olive, Pearl,  
Tan, White

#### Dark Colors\*

Clay, Flint, Musket Brown

Approved for soffit use only.

### 231

#### Premium Triple 4" Center Vent Soffit Pebble Finish

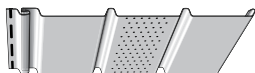
12'0" length / Thickness .038"  
79.90 lbs. per carton  
16 pieces per carton / 1.92 squares  
36 squares per crate  
Net Free Air Space: 1.956 sq. inches / square foot

#### Standard Colors

Almond, Tan, White

#### Dark Colors\*

Clay, Musket Brown



Approved for soffit use only.

### 232

#### Premium Triple 4" Full Vent Soffit Pebble Finish

12'0" length / Thickness .038"  
78.48 lbs. per carton  
16 pieces per carton / 1.92 squares  
36 squares per crate  
Net Free Air Space: 5.867sq. inches / square foot

#### Standard Colors

Almond, Beige, Blue,  
Cream, Gray, Mist,  
Olive, Pearl, Tan, White

#### Dark Colors\*

Clay, Flint, Musket Brown



Approved for soffit use only.

Use 1/2" installation accessories

\* Upcharge applies.

# BEADED SOFFIT

## DESCRIPTION & PACKAGING

## COLORS

### 157

Beaded, 7" exposure  
Solid Soffit w/Pebble Finish



12'0" length / Thickness .040"  
114.61 lbs. per carton  
28 pieces per carton / 2 squares  
34 squares per crate

**Standard Colors**  
Almond, Tan, White  
**Dark Color\***  
Clay

### 158

Beaded, 7" exposure  
Hidden-Vent Soffit w/  
Pebble Finish



12'0" length / Thickness .040"  
113.56 lbs. per carton  
28 pieces per carton / 2 squares  
34 squares per crate  
Net Free Air Space: 2.66 sq. inches / square foot

**Standard Colors**  
Almond, Tan, White  
**Dark Color\***  
Clay

[Click here to learn more about our products.](#)

Use 3/8" installation accessories Approved for soffit use only.

# ECONOMY TRIPLE 4 SOFFIT

## DESCRIPTION & PACKAGING

## COLORS

### 2309216

Economy Triple 4"  
Solid Soffit



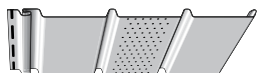
12'0" length / Thickness .038"  
80.62 lbs. per carton  
16 pieces per carton / 1.92 squares  
36 squares per crate

**Standard Colors**  
White

Approved for soffit use only.

### 2319216

Economy Triple 4"  
Center Vent Soffit



12'0" length / Thickness .038"  
79.90 lbs. per carton  
16 pieces per carton / 1.92 squares  
36 squares per crate  
Net Free Air Space: 1.956 sq. inches / square foot

**Standard Colors**  
White

Approved for soffit use only.

### 2329216

Economy Triple 4"  
Full Vent Soffit



12'0" length / Thickness .038"  
78.48 lbs. per carton  
16 pieces per carton / 1.92 squares  
36 squares per crate  
Net Free Air Space: 5.867sq. inches / square foot

**Standard Colors**  
White

Approved for soffit use only.

# ECONOMY DOUBLE 5 SOFFIT

## DESCRIPTION & PACKAGING

## COLORS



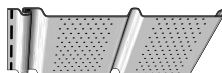
*Approved for soffit use only.*

**1449216**

Economy Double 5"  
Solid Soffit

12'0" length / Thickness .038"  
94.50 lbs. per carton  
20 pieces per carton / 2 squares  
34 squares per crate

**Standard Colors**  
White



*Approved for soffit use only.*

**1459216**

Economy Double  
5" Full Vent Soffit

12'0" length / Thickness .038"  
89.14 lbs. per carton  
20 pieces per carton / 2 squares  
34 squares per crate  
Net Free Air Space: 6.20 sq. inches / square foot

**Standard Colors**  
White

[Installing porch  
ceilings/beaded  
soffit](#)



\* Upcharge applies.

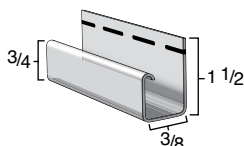
[Click here to learn more about our products.](#)

[< PREVIOUS PAGE](#) | [SPEC GUIDE CONTENTS](#) | [NEXT PAGE >](#)

# BEADED SOFFIT INSTALLATION COMPONENTS

## DESCRIPTION & PACKAGING

## COLORS



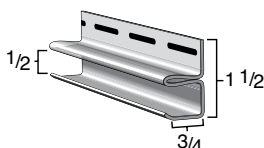
**304**  
 3/8" J-Channel  
 Pebble Finish  
 12'6" length  
 40.78 lbs. per carton  
 40 pieces per carton  
 44 cartons per crate

**Standard Colors**  
 Almond, Tan, White  
**Dark Color**  
 Clay

# SOFFIT INSTALLATION COMPONENTS

## DESCRIPTION & PACKAGING

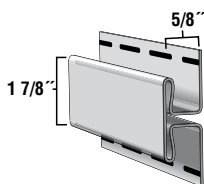
## COLORS



**339**  
 1/2" F-Trim  
 Pebble Finish  
 12'6" length  
 44.33 lbs. per carton  
 40 pieces per carton / 500 feet  
 48 cartons per crate

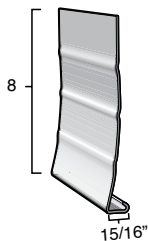
**Standard Colors**  
 Almond, Beige, Blue,  
 Cream, Gray, Mist, Olive,  
 Pearl, Tan, White

**Dark Colors**  
 Clay, Flint, Musket Brown\*,  
 Thistle



**330**  
 5/8" H-Mold  
 Pebble Finish  
 12'6" length  
 55.83 lbs. per carton  
 24 pieces per carton / 300 feet  
 20 cartons per crate

**Standard Colors**  
 Almond, Tan, White  
**Dark Color**  
 Clay



**383-02**  
 8" Fascia  
 Wood Grain Finish  
 12'6" length  
 95.74 lbs. per carton  
 24 pieces per carton / 300 feet  
 27 cartons per crate

**Standard Colors**  
 Almond, Cream,  
 Gray, Mist, Olive, Pearl,  
 Tan, White  
**Dark Color**  
 Clay

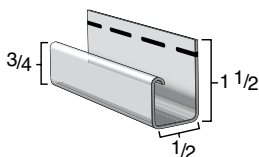
\* Upcharge applies.



# SOFFIT INSTALLATION COMPONENTS (CON'T)

## DESCRIPTION & PACKAGING

## COLORS



### 336

#### 1/2" J-Channel Pebble Finish

12'6" length  
41.18 lbs. per carton  
40 pieces per carton / 500 feet  
42 cartons per crate

*NOTE: Replacing #305*

#### Standard Colors


Almond, Beige, Blue,  
Cream, Gray, Mist, Olive,  
Pearl, Tan, White

#### Dark Colors

Clay, Flint, Musket Brown\*,  
Thistle

#### Premium Color\*

Briarwood



### 408

#### 5/8" F-Trim

12'6" length  
27.10 lbs. per carton  
24 pieces per carton / 500 feet  
56 cartons per crate

#### Standard Colors

Almond, Mist, Tan, White

#### Dark Colors

Clay, Musket Brown,

#### Premium Color\*

Briarwood

\* Upcharge applies.

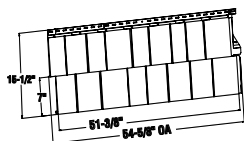
[Click here to learn more about our products.](#)

< PREVIOUS PAGE | SPEC GUIDE CONTENTS | NEXT PAGE >

# CEDAR SPECTRUM

## DESCRIPTION & PACKAGING

## COLORS



### 556-02 Cedar Spectrum Shingle Siding†

54 5/8" length  
Thickness .100" Nominal  
43 lbs. per carton  
10 pieces per carton / 1/2 square  
7 squares per pallet

† Requires 7/8" pocket accessories.

#### Standard Colors

Almond, Amber, Bayou,  
Briarwood, Brownstone,  
Brunswick, Cinnabar, Cream,  
Clay, Dublin, Flint, Gray,  
Hampton Red, Hazelnut, Iron,  
Olive, Palm, Pearl, Pewter,  
Sagebrook, Shadow, Tan, Teak,  
Thistle, Wedgewood, White

#### Shaded Colors\*

Shaded Cedar, Shaded Gray



### 557 Shingle Cedar Spectrum Outside Corner Post

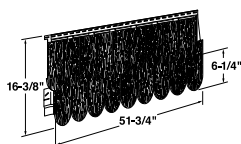
3 1/2" width  
Thickness .100" Nominal  
15.7 lbs. per carton  
10 pieces per carton  
23.3 ft. exposure per carton  
18 cartons per pallet

#### Standard Colors

Almond, Amber, Bayou,  
Briarwood, Brownstone,  
Brunswick, Cinnabar, Cream,  
Clay, Dublin, Flint, Gray,  
Hampton Red, Hazelnut, Iron,  
Olive, Palm, Pearl, Pewter,  
Sagebrook, Shadow, Tan, Teak,  
Thistle, Wedgewood, White

#### Shaded Colors\*

Shaded Cedar, Shaded Gray



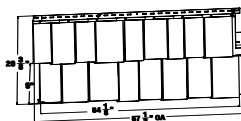
### 559-02 Cedar Spectrum Round Cut Siding†

51 3/4" length  
Thickness .080" Nominal  
39 lbs. per carton  
12 per carton / 1/2 square  
8 squares per pallet

† Requires 7/8" pocket accessories.

#### Standard Colors

Almond, Cream,  
Clay, Flint, Gray,  
Pearl, Tan, White



### 560-02 Cedar Spectrum Hand-Split Siding†

58 1/8" length  
Thickness .100" Nominal  
41 lbs. per carton  
7 pieces per carton / 1/2 square  
8 squares per pallet

† Requires 7/8" pocket accessories.

#### Standard Colors

Almond, Bayou, Cream,  
Clay, Flint, Gray, Pearl, Tan,  
Thistle, Hampton Red, Pewter,  
Sagebrook, Shadow, Teak,  
Wedgewood, White

#### Shaded Colors\*

Shaded Cedar,  
Shaded Gray



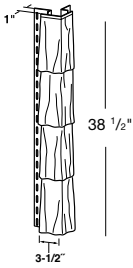
[Cedar panels – last  
panel in eave & gable](#)

\* Upcharge applies.

[Click here to learn more about our products.](#)

## DESCRIPTION & PACKAGING

## COLORS



### 558 Cedar Spectrum Hand-Split Outside Corner Post

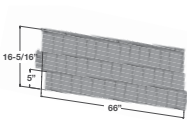
3 1/2" width  
Thickness .100" Nominal  
20 lbs. per carton  
10 pieces per carton  
30 ft. exposure per carton  
18 cartons per pallet

#### Standard Colors

Almond, Bayou, Cream, Clay, Flint, Gray, Pearl, Tan, Thistle, Hampton Red, Pewter, Sagebrook, Shadow, Teak, Wedgewood, White

#### Shaded Colors\*

Shaded Cedar,  
Shaded Gray



### 570-02 Cedar Spectrum Perfection Shingle Triple 5"

69 1/2" length  
Thickness .090" Nominal  
35 lbs. per carton  
18 cartons @ 7 pieces per carton  
.46 squares per carton

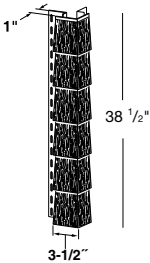
#### Standard Colors

Almond, Amber, Bayou, Briarwood, Clay, Cream, Flint, Gray, Hampton Red, Hazelnut, Olive, Palm, Pearl, Pewter, Sagebrook, Shadow, Tan, Teak, Thistle, Wedgewood, White

#### Premium Colors\*

Shaded Cedar,  
Shaded Gray

Note: 3/4" minimum vinyl siding accessories are required for installation.



### 571 Cedar Spectrum Perfection Corner Post Triple 5"

31" length  
Thickness .090" Nominal  
19.50 lbs. per carton  
10 pieces per carton  
31" l x 1" projection  
x 3-1/2" w

#### Standard Colors

Almond, Amber, Bayou, Briarwood, Clay, Cream, Flint, Gray, Hampton Red, Hazelnut, Olive, Palm, Pearl, Pewter, Sagebrook, Shadow, Tan, Teak, Thistle, Wedgewood, White

#### Premium Colors\*

Shaded Cedar,  
Shaded Gray



[Install cedar panels](#)

[How to replace a cedar panel](#)



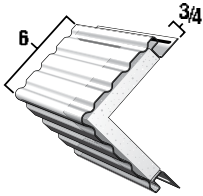
\* Upcharge applies.

[Click here to learn more about our products.](#)

# INSTALLATION COMPONENTS

## DESCRIPTION & PACKAGING

## COLORS



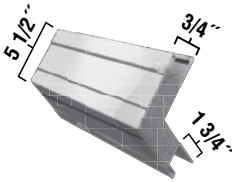
**377**

6" x 3/4" Fluted  
Outside Corner Post  
Pebble Finish

*(A special order requirement will apply)*

20'0" length  
41.58 lbs. per carton  
4 pieces per carton / 80 feet  
8 cartons per crate

**Standard Color**  
White



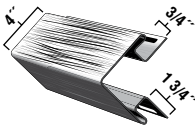
**407**

Traditional 5 1/2"  
Outside Corner Post  
Pebble Finish

*(A special order requirement will apply)*

20'0" length  
67 lbs. per carton  
4 pieces per carton/80 feet  
13 cartons per crate

**Standard Color**  
White



**40020**

4" x 3/4" Outside  
Corner Post  
New Wood Grain Finish

10'0" length  
50 lbs. per carton  
10 pieces per carton / 100 feet  
10 cartons per crate

### Standard Colors

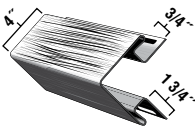
Almond, Beige, Blue,  
Cream, Gray, Mist, Olive,  
Pearl, Tan, White

### Dark Colors

Amber, Clay, Cypress,  
Flint, Hazelnut, Thistle

### Premium Colors\*

Bayou, Briarwood,  
Brownstone, Brunswick,  
Cinnabar, Dublin, Hampton  
Red, Iron, Palm, Pewter,  
Sagebrook, Shadow, Teak,  
Wedgewood



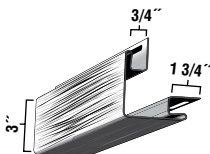
**40041**

4" x 3/4" Outside  
Corner Post  
New Wood Grain Finish

10'0" length  
25 lbs. per carton  
5 pieces per carton / 50 feet  
17 cartons per crate

### Cedar Colors\*

Coastal Blue,  
Hearthstone Brown,  
Northern Oak, Redwood



**40022**

3" x 3/4" Outside  
Corner Post  
New Wood Grain Finish

10'0" length  
37 lbs. per carton  
10 pieces per carton / 100 feet  
15 cartons per crate

### Standard Colors

Almond, Beige, Blue,  
Cream, Gray, Mist, Olive,  
Pearl, Tan, White

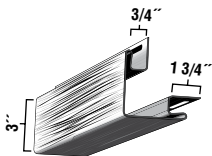
### Dark Colors

Amber, Clay, Cypress,  
Flint, Hazelnut, Thistle

\* Upcharge applies.

## DESCRIPTION & PACKAGING

## COLORS



designed for IMH

### 40034

3" x 3/4" Outside  
Corner Post  
New Wood Grain Finish

#### 10'6" length

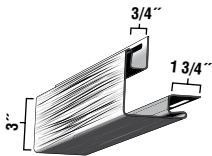
39.44 lbs. per carton  
10 pieces per carton / 105 feet  
15 cartons per crate

#### Standard Colors

Almond, Beige, Cream, Gray, Mist, Olive, Pearl, Tan, White

#### Dark Colors

Clay, Flint



designed for IMH

### 40033

3" x 3/4" Outside  
Corner Post  
New Wood Grain Finish

#### 8'6" length

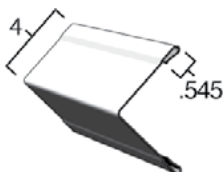
34 lbs. per carton  
10 pieces per carton / 85 feet  
15 cartons per crate

#### Standard Colors

Almond, Beige, Cream, Gray, Mist, Olive, Pearl, Tan, White

#### Dark Colors

Clay, Flint



designed for IMH

### 40032

Snap-On Corner Post  
New Wood Grain Finish  
(Use with J-Channel)

#### 10'0" length

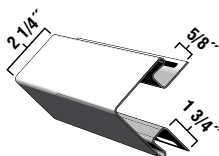
69.77 lbs. per carton  
24 pieces per carton / 240 feet  
12 cartons per crate

#### Standard Colors

Almond, Beige, Blue, Cream, Flint, Gray, Mist, Olive, Pearl, Tan, White

#### Dark Colors

Clay, Flint



designed for IMH

### 376

2 1/4" x 5/8" Outside  
Corner Post Pebble Finish  
(Use with J-Channel)

#### 8'6" length

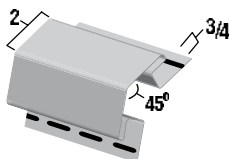
40 lbs. per carton  
16 pieces per carton / 136 feet  
12 cartons per crate

#### Standard Colors

Almond, Beige, Blue, Cream, Flint, Gray, Mist, Olive, Pearl, Tan, White

#### Dark Colors

Clay, Flint



### 362

Bay Window Corner  
Pebble Finish

#### 10'0" length

34.72 lbs. per carton  
10 pieces per carton / 100 feet  
12 cartons per crate

#### Standard Color

White



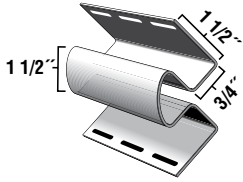
[How to clean, finish & paint PVC trim](#)

\* Upcharge applies.

# INSTALLATION COMPONENTS

## DESCRIPTION & PACKAGING

## COLORS



### 364

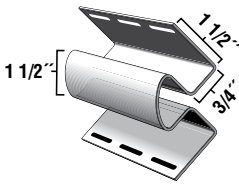
#### 3/4" Inside Corner Post Pebble Finish

10'0" length  
24.43 lbs. per carton  
10 pieces per carton / 100 feet  
30 cartons per crate

**Standard Colors**  
Almond, Beige, Blue,  
Cream, Gray, Mist, Olive,  
Pearl, Tan, White

**Dark Colors**  
Amber, Clay, Cypress,  
Flint, Hazelnut, Thistle

**Premium Colors\***  
Bayou, Briarwood,  
Brownstone, Brunswick,  
Cinnabar, Dublin, Hampton  
Red, Iron, Palm, Pewter,  
Sagebrook, Shadow, Teak,  
Wedgwood

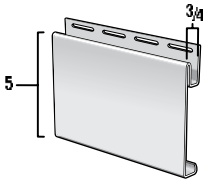


### 40042

#### 3/4" Inside Corner Post Pebble Finish

10'0" length  
14.66 lbs. per carton  
6 pieces per carton / 60 feet  
44 cartons per crate

**Cedar Colors\***  
Coastal Blue, Hearthstone  
Brown, Northern Oak,  
Redwood



### 391

#### 5" Window and Door Surround Pebble Finish

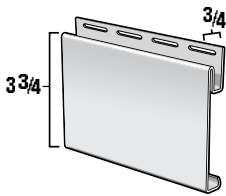
*Use with 393 Starter Strips  
(A special order requirement will apply)*  
20'0" length  
64.73 lbs. per carton  
10 pieces per carton / 200 feet  
23 cartons per crate

**Standard Colors**  
Pearl, Tan, White

**Dark Color**  
Clay



[Lineals around windows](#)



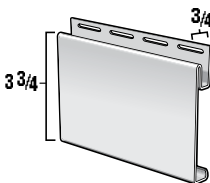
### 390

#### 3 3/4" Window and Door Surround Pebble Finish

*Use with 393 Starter Strips  
(A special order requirement will apply)*  
20'0" length  
57.28 lbs. per carton  
10 pieces per carton / 200 feet  
32 cartons per crate

**Standard Colors**  
Pearl, Tan, White

**Dark Color**  
Clay



### 395

#### 3 3/4" Window and Door Surround Pebble Finish

*Use with 393 Starter Strips*  
12'6" length  
37.11 lbs. per carton  
10 pieces per carton / 125 feet  
32 cartons per crate

**Standard Color**  
White

[Install  
lineals as  
band boards  
and gables](#)



\* Upcharge applies.

# INSTALLATION COMPONENTS - STARTER STRIP

## DESCRIPTION & PACKAGING


## COLORS

### 393

#### New Construction Starter Strip

For use with with 390, 391 and 395

N / A



10'0" length  
49.22 lbs. per carton  
40 pieces per carton / 400 feet  
27 cartons per crate

### 40029

#### Wide Flange J-Channel Pebble Finish

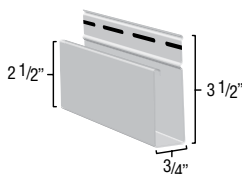
12'6" length  
55 lbs. per carton  
20 pieces per carton / 250 feet  
24 cartons per crate

#### Standard Colors

Almond, Beige, Blue, Cream, Gray, Mist, Olive, Pearl, Tan, White

#### Dark Colors

Clay, Flint, Thistle




### 381

#### 1 3/8" Drip Cap Pebble Finish

12'6" length  
22.62 lbs. per carton  
24 pieces per carton / 300 feet  
130 cartons per crate

#### Standard Color

White



### 40024

#### 7/8" J-Channel Pebble Finish

12'6" length  
44.18 lbs. per carton  
40 pieces per carton / 500 feet  
30 cartons per crate

#### Standard Colors

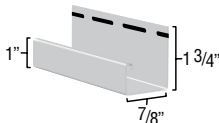
Almond, Beige, Blue, Cream, Gray, Mist, Olive, Pearl, Tan, White

#### Dark Colors

Amber, Clay, Hazelnut, Flint, Thistle

#### Premium Colors\*

Briarwood, Brownstone, Brunswick, Cinnabar, Dublin, Hampton Red, Iron, Bayou, Palm, Pewter, Sagebrook, Shadow, Teak, Wedgewood



### 40026

#### 5/8" Extended Face J-Channel Pebble Finish

12'6" length  
46 lbs. per carton  
40 pieces per carton / 500 feet  
35 cartons per crate

#### Standard Colors

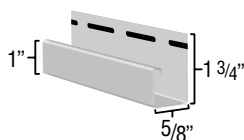
Almond, Beige, Blue, Cream, Gray, Mist, Olive, Pearl, Tan, White

#### Dark Colors

Amber, Clay, Cypress, Flint, Hazelnut, Thistle

#### Premium Colors\*

Bayou, Briarwood, Brownstone, Brunswick, Cinnabar, Dublin, Hampton Red, Iron, Palm, Pewter, Sagebrook, Shadow, Teak, Wedgewood



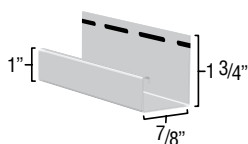
[Corner post options](#)

\* Upcharge applies.

# INSTALLATION COMPONENTS

## DESCRIPTION & PACKAGING

## COLORS

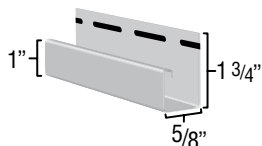


### 40045

#### 7/8" J-Channel Pebble Finish

12'6" length  
26 lbs. per carton  
20 pieces per carton / 250 feet  
31 cartons per crate

**Cedar Colors\***  
Coastal Blue, Hearthstone  
Brown, Northern Oak,  
Redwood

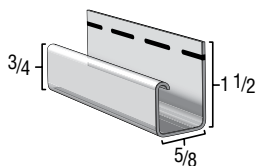


### 40043

#### 5/8" Extended Face J-Channel Pebble Finish

12'6" length  
23 lbs. per carton  
20 pieces per carton / 250 feet  
70 cartons per crate

**Cedar Colors\***  
Coastal Blue, Hearthstone  
Brown, Northern Oak,  
Redwood



### 36585

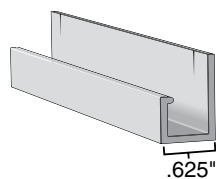
#### 5/8" J-Channel Pebble Finish

12'6" length  
44.29 lbs. per carton  
40 pieces per carton / 500 feet  
44 cartons per crate

**Standard Colors**  
Almond, Beige, Blue,  
Cream, Gray, Mist, Olive,  
Pearl, Tan, White

**Dark Colors**  
Amber, Clay, Flint,  
Hazelnut, Thistle,  
Musket Brown\*

**Premium Colors\***  
Briarwood, Hampton Red,  
Pewter, Sagebrook,  
Wedgewood

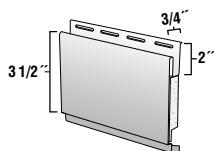


### 506

#### 3/4" Flexible J-Channel Matte Finish

12'6" length  
66 lbs. per carton  
20 pieces per carton / 250 feet  
30 cartons per crate

**Standard Colors**  
White  
**Dark Color**  
Clay

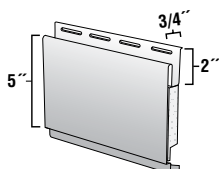


### 40046

#### 3-1/2" Interlocking Foam Back Lineal

12'6" length  
65 lbs. per carton  
20 pieces per carton / 250 feet  
*Note: Interlocks into vinyl windows  
with integrated siding receiver*

**Standard Colors**  
Tan, White  
**Dark Color**  
Clay



### 40047

#### 5" Interlocking Foam Back Lineal

12'6" length  
58 lbs. per carton  
15 pieces per carton / 187.5 feet  
*Note: Interlocks into vinyl windows  
with integrated siding receiver*

**Standard Colors**  
Tan, White  
**Dark Color**  
Clay

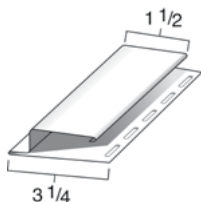
\* Upcharge applies.



# INSTALLATION COMPONENTS

## DESCRIPTION & PACKAGING

## COLORS



designed for IMH

### 40030

#### Window/Door Trim Pebble Finish

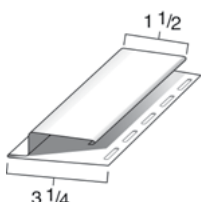
12'6" length  
82.88 lbs. per carton  
40 pieces per carton / 500 feet  
20 cartons per crate

#### Standard Colors

Almond, Beige, Blue,  
Cream, Gray, Mist, Olive,  
Pearl, Tan, White

#### Dark Colors

Clay, Flint



designed for IMH

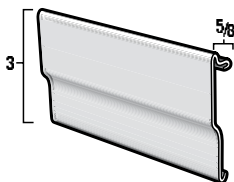
### 40031

#### Window/Door Trim Pebble Finish

8'0" length  
57.21 lbs. per carton  
40 pieces per carton / 320 feet  
17 cartons per crate

#### Standard Color

White



### 365

#### Wide Crown Mold Pebble Finish

12'6" length  
33.71 lbs. per carton  
24 pieces per carton / 300 feet  
40 cartons per crate

#### Standard Colors

Almond, Beige, Blue,  
Gray, Mist, Olive, Pearl,  
Tan, White

#### Dark Colors

Clay, Flint




### 366

#### Universal Back Plate Pebble Finish

12'6" length  
34.79 lbs. per carton  
24 pieces per carton / 300 feet  
70 cartons per crate

#### Standard Color

White



### 367

#### Frieze Back Plate Pebble Finish

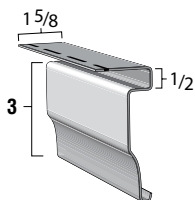
12'6" length  
44.51 lbs. per carton  
24 pieces per carton / 300 feet  
44 cartons per crate

#### Standard Color

White

## DESCRIPTION & PACKAGING

## COLORS



**328**

One Piece Wide  
Crown Mold  
Pebble Finish

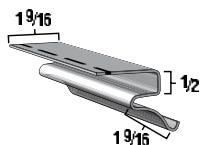
12'6" length  
46.46 lbs. per carton  
24 pieces per carton / 300 feet  
20 cartons per crate

### Standard Colors

Almond, Beige, Blue,  
Cream, Gray, Mist, Olive,  
Pearl, Tan, White

### Dark Colors

Clay, Flint



**327**

Narrow Cove Mold  
Pebble Finish

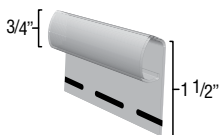
12'6" length  
35.55 lbs. per carton  
24 pieces per carton / 300 feet  
24 cartons per crate

### Standard Colors

Almond, Beige, Blue,  
Cream, Gray, Mist, Olive,  
Pearl, Tan, White

### Dark Colors

Clay, Flint



**40028**

Finish Trim  
Pebble Finish

12'6" length  
46 lbs. per carton  
40 pieces per carton / 500 feet  
70 cartons per crate

### Standard Colors

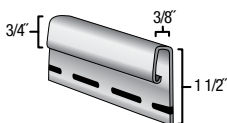
Almond, Beige, Blue,  
Cream, Gray, Mist,  
Olive, Pearl, Tan, White

### Dark Colors

Amber, Clay, Cypress,  
Flint, Hazelnut, Thistle

### Premium Colors\*

Bayou, Briarwood,  
Brownstone, Brunswick,  
Cinnabar, Dublin,  
Hampton Red, Iron,  
Palm, Pewter, Sagebrook,  
Shadow, Teak,  
Wedgewood



**563**

Cedar Spectrum  
Finish Trim  
Pebble Finish

12'6" length  
25 lbs. per carton  
24 pieces per carton  
64 cartons per crate

### Standard Colors


Almond, Cream,  
Gray, Pearl, Tan,  
White

### Dark Colors

Clay, Flint, Thistle

### Premium Colors\*

Briarwood, Hampton Red,  
Pewter, Sagebrook,  
Wedgewood



**396**

Dual Finish Trim  
Pebble Finish

12'6" length  
41.16 lbs. per carton  
24 pieces per carton / 300 feet  
41 cartons per crate

### Standard Colors

Almond, Beige, Blue,  
Gray, Mist, Pearl,  
Tan, White

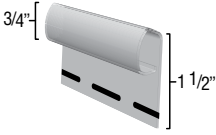
### Dark Colors

Clay, Flint

# INSTALLATION COMPONENTS

## DESCRIPTION & PACKAGING

## COLORS



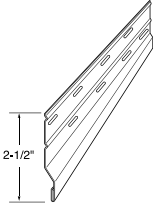
### 40044

Finish Trim  
Pebble Finish

12'6" length  
23 lbs. per carton  
20 pieces per carton / 250 feet  
110 cartons per crate

#### Cedar Colors\*

Coastal Blue, Hearthstone  
Brown, Northern Oak,  
Redwood

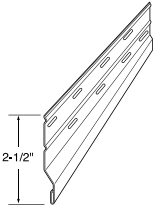


### CDSS 00

Universal Aluminum  
Cedar Starter

10.0" length  
32 lbs. per carton  
50 pieces per carton  
Thickness .019 Nominal

Mill Finish

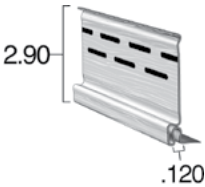


### CPSSHD 00

Universal Galvanized  
Steel Cedar Starter

10.0" length  
49 lbs. per carton  
25 pieces per carton

Mill Finish




### 302

3" Horizontal Starter Strip  
*Not recommended for  
200 Somerset Coastal*

12'6" length  
60.49 lbs. per carton  
40 pieces per carton / 500 feet  
27 cartons per crate

N / A

[Designer accents](#)



### 303

Sturdy Vinyl Starter Strip

10'0" length  
48.50 lbs. per carton  
50 pieces per carton / 500 feet  
45 cartons per crate

N / A

[Starter strip](#)

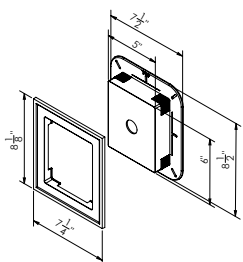


[J-Channel options](#)

\* Upcharge applies.

**DESCRIPTION  
& PACKAGING**

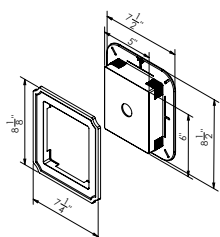
**COLORS**



**UNIBLOCK**  
Universal J-Block<sup>®</sup>  
Mounting Block

See color matrix  
pg 53

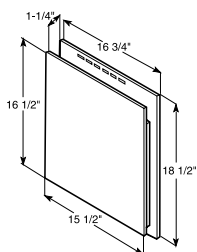
5" x 6" surface dimensions  
7-3/16" x 8-3/16" flange dimensions  
1/2" adjusts to 1-1/4" J-Channel I.D.  
Scored Knockouts:  
Round: 4" diameter  
Rectangle: 2-3/8" x 3-3/4"  
6 lbs. per carton  
10 pieces per carton



**UNIBLOCKSC**  
Universal J-Block<sup>®</sup> Mounting  
Block Scroll 4" Knockout  
*Uses: Light Fixtures, Electrical  
receptacles and water faucets.*

See color matrix  
pg 53

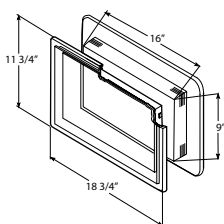
5" x 6" surface dimensions  
7-3/16" x 8-3/16" flange dimensions  
1/2" adjusts to 1-1/4" J-Channel I.D.  
Scored Knockouts:  
Round: 4" diameter  
Rectangle: 2-3/8" x 3-3/4"  
6 lbs. per carton  
10 pieces per carton



**METER**  
Meter Base J-Block<sup>®</sup>  
*Uses: Hose Racks, Electrical  
Meter Bases.*

See color matrix  
pg 53

16-1/2" x 15-1/2" surface dimensions  
18-1/2" x 16-3/4" flange dimensions  
1-1/4" J-Channel I.D.  
10 lbs. per carton  
5 pieces per carton



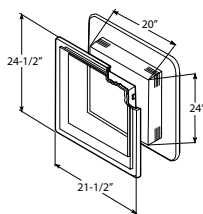
**UNIBLOCKXL**  
Large J-Block<sup>®</sup>  
Mounting Block

See color matrix  
pg 53

9" x 16" surface dimensions  
11-3/4" x 18-3/4" flange dimensions  
1-1/4" J-Channel I.D.  
1/2" adjusts to 1-1/4" J-Channel I.D.  
Scored Knockouts:  
Round: 4" diameter  
Rectangle: 2-3/8" x 3-3/4"  
5 lbs. per carton  
4 pieces per carton

## DESCRIPTION & PACKAGING

## COLORS



### METERLG

#### Large Meter Base J-Block<sup>®</sup>

*Uses: Hose Racks,  
Electrical Meter Bases*

20" x 24" surface dimensions  
21-1/2" x 24-1/2" flange dimensions  
1/2" adjusts to 1-1/4" J-Channel I.D.  
4 lbs. per carton  
1 pieces per carton

See color matrix  
pg 53

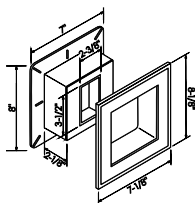
### EBLOCK

#### UL<sup>®</sup> Electrical Block

*Includes electrical box and  
mounting block. Can be used with  
insulated siding.*

5" x 6" surface dimensions  
7-3/16" x 8-3/16" base dimensions  
1-1/4" flange  
2-1/8" projection  
Siding Receiver: 3/4"– 1-1/4" in 1/8" increments  
Scored Knockouts:  
2-3/8" x 3-1/2" rectangle  
1 lb. per carton  
1 piece per carton

See color matrix  
pg 53



### JMBLOCK

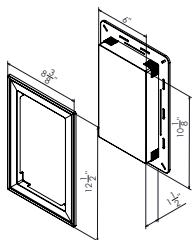
#### Large J-Block<sup>®</sup>

#### Mounting Block

*Uses: Light Fixtures, Mailboxes,  
House Numbers.*

*Does not include electrical box*  
8-3/8" x 12-1/2" surface dimensions  
1-1/2" flange  
6" x 10-1/8" base dimensions  
1/2" adjusts to 1-1/4" J-Channel I.D.  
Can be used with insulated siding  
4 lbs. per carton  
5 pieces per carton

See color matrix  
pg 53

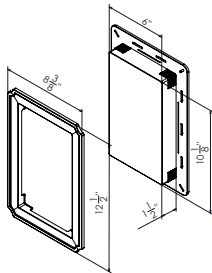


[Install mounting  
blocks and  
fixture vents](#)



**DESCRIPTION  
& PACKAGING**

**COLORS**



**JMBLOCKSC**

Large J-Block<sup>®</sup> Mounting Block with Scroll Cut Square\*

*Uses: Light Fixtures, Mailboxes, House Numbers.*

- 8-3/8" x 12-1/2" surface dimensions
- 1-1/2" flange
- 6" x 10-1/8" base dimensions
- 1/2" adjusts to 1-1/4" J-Channel I.D.
- Can be used with insulated siding
- 4 lbs. per carton
- 5 pieces per carton

See color matrix  
pg 53

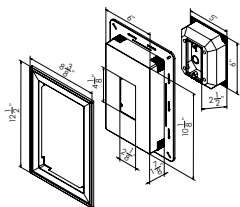
**JMEBLOCK**

Large J-Block<sup>®</sup> Mounting Block with UL Electrical Box\*

*\*Includes UL approved black electrical box*

- 8-3/8" x 12-1/2" surface dimensions
- 1-7/8" flange
- 6" x 10-1/8" base dimensions
- 1/2" adjusts to 1-1/4" J-Channel I.D.
- Can be used with insulated siding
- 4.5 lbs. per carton
- 5 pieces per carton

See color matrix  
pg 53



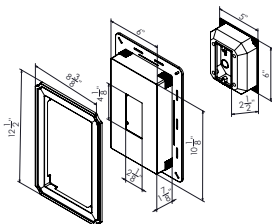
**JMEBLOCKSC**

Large J-Block<sup>®</sup> Mounting Block with UL Electrical Box Scroll Cut Square\*

*\*Includes UL approved black electrical box*

- 8-3/8" x 12-1/2" surface dimensions
- 1-7/8" flange
- 6" x 10-1/8" base dimensions
- 1/2" adjusts to 1-1/4" J-Channel I.D.
- Can be used with insulated siding
- 4.5 lbs. per carton
- 4 pieces per carton

See color matrix  
pg 53



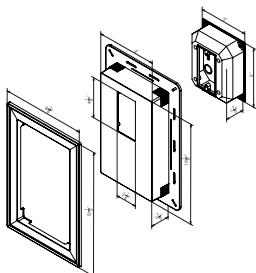
**JMEOBLOCK**

Large J-Block<sup>®</sup> Mounting Block with UL Electrical Box\*

*\*Includes UL approved black electrical box*

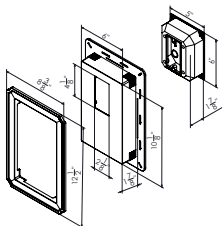
- 8-3/8" x 12-1/2" surface dimensions
- 1-7/8" flange
- 6" x 10-1/8" base dimensions
- 1/2" adjusts to 1-1/4" J-Channel I.D.
- Can be used with insulated siding
- 4.5 lbs. per carton
- 4 pieces per carton

See color matrix  
pg 53



**DESCRIPTION  
& PACKAGING**

**COLORS**



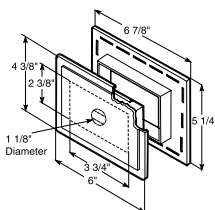
**JMEOBLOCKSC**

Large J-Block<sup>®</sup> Mounting Block with UL Electrical Box Offset Scroll\*

See color matrix pg 53

\*Includes UL approved black electrical box

8-3/8" x 12-1/2" surface dimensions  
1-7/8" flange  
6" x 10-1/8" base dimensions  
1/2" adjusts to 1-1/4" J-Channel I.D.  
Can be used with insulated siding  
4.5 lbs. per carton  
4 pieces per carton

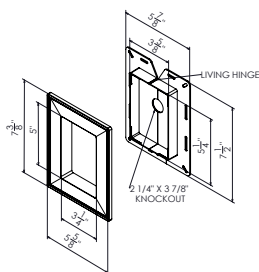


**MBLOCK**  
Mini J-Block<sup>®</sup>  
Mounting Block

See color matrix pg 53

*Uses: Doorbells, Electrical Outlets.*

6" x 4-3/8" surface dimensions  
3/4" adjusts to 1-1/4" J-Channel I.D.  
6-7/8" x 5-1/4" flange  
Scored Knockouts:  
1-1/8" diameter round  
2-3/8" x 3-3/4" rectangle  
3 lbs. per carton  
10 pieces per carton



**MBLOCKR**  
Split Recessed J-Block<sup>®</sup>  
Mounting Block

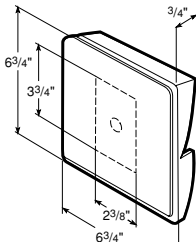
See color matrix pg 53

*Uses: Faucets, Electrical Outlets.  
Hinged to fit around existing fixtures.*

5-5/8" x 7-3/8" surface dimensions  
6" x 7-1/2" flange  
3/4" adjusts to 1-1/4" J-Channel I.D.  
Scored Knockout:  
2-1/4" x 3-7/8" rectangle  
3.4 lbs. per carton  
10 pieces per carton

**DESCRIPTION  
& PACKAGING**

**COLORS**



**EZBLK040**

Square Surface Mount  
(Double 4" or Double 5")

*Uses: Light Fixtures, Electrical  
Outlet Receptacles, Water Faucets.*

6-3/4" x 6-3/4" surface dimensions

3/4" projection

Scored Knockouts:

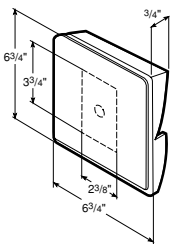
1" diameter round

2-3/8" x 3-3/4" rectangle

4 lbs. per carton

10 pieces per carton

See color matrix  
pg 53



**EZBLK070**

Square Surface Mount  
(Dutch Lap)

*Uses: Light Fixtures, Electrical Outlet  
Receptacles, Water Faucets.*

6-3/4" x 6-3/4" surface dimensions

3/4" projection

Scored Knockouts:

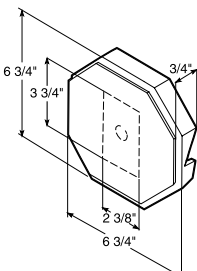
1" Diameter round

2-3/8" x 3-3/4" rectangle

4 lbs. per carton

10 pieces per carton

See color matrix  
pg 53



**EZBLK080**

Octagon Surface Mount  
(Double 4" or Double 5")

*Uses: Light Fixtures, Electrical  
Outlet Receptacles, Water Faucets.*

6-3/4" x 6-3/4" surface dimensions

3/4" projection

Scored Knockouts:

1" diameter round

2-3/8" x 3-3/4" rectangle

4 lbs. per carton

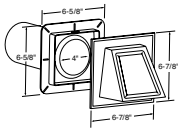
10 pieces per carton

See color matrix  
pg 53



**DESCRIPTION  
& PACKAGING**

**COLORS**

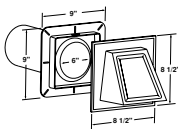


**DRYERHOOD**

Hooded Exhaust Vent System

See color matrix  
pg 53

- 3/4" siding receiver;
- 3/4" adjusts to 1 1/4"
- 4" diameter tube
- 1 system per carton
- 1 lb. per carton

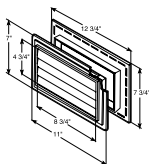


**DRYERHOOD6**

6" Dryer Hood

See color matrix  
pg 53

- 1/2" adjusts to 1 1/4"
- 6" diameter tube
- 1 system per carton
- 1 lb. per carton

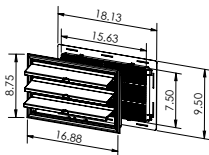


**AIRVENT**

Air Vent

See color matrix  
pg 53

- 18 Sq. In. net free area
- 7" x 11" surface dimensions
- 7-3/4" x 12-3/4" flange dimensions
- 3/4" adjusts to 1-1/4" J-Channel I.D.
- 4 lbs. per carton
- 5 systems per carton



**FVENT**

Foundation Vent

See color matrix  
pg 53

- 8 3/4" x 17" surface dimensions
- 9-1/2" x 18-1/4" flange dimensions
- 3/4" adjusts to 1-1/4" J-Channel I.D.
- 48 Square In. net free area
- 11 lbs. per carton
- 10 pieces per carton

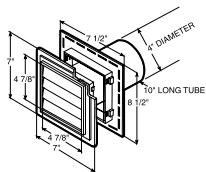
## DESCRIPTION & PACKAGING

## COLORS

### EXVENT

#### Louvered Exhaust VentBlock

See color matrix  
pg 53

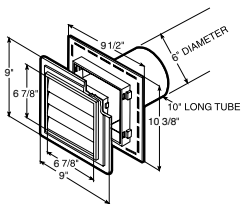


7" x 7" surface dimensions  
8-1/2" x 7-1/2" flange dimensions  
3/4" adjusts to 1-1/4" J-Channel I.D.  
10" tube length  
4" tube diameter:  
1 lb. per carton  
1 system per carton

### EXVENT6

#### 6" Louvered Exhaust Vent

See color matrix  
pg 53



9" x 9" surface dimensions  
9.5" x 10.365" flange dimensions  
3/4" adjusts to 1-1/4" J-Channel I.D.  
17.6 sq. in. free area  
10" tube length  
6" tube diameter:  
1.2 lb. per carton  
1 system per carton

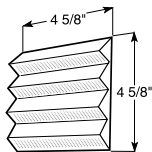
### INTAKE

#### Intake Louver

See color matrix  
pg 53

*Note: For use with EXVENT*

4-5/8" H x 4-5/8" W x 1-3/8" D Size  
1 lb. per carton  
5 pieces per carton



### INTVENT

#### Soffit Intake/Exhaust Vent

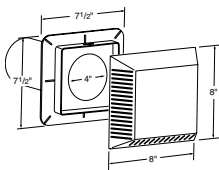
See color matrix  
pg 53

*Fire Hazard: NEVER use exhaust vent w/screen for dryer ventilation. Flammable buildup on screen can cause fire.*

*Always use a vent that is specifically designed for dryer appliances.*

*Uses: Soffit Applications, Kitchen Exhaust, Bathroom Exhaust.*

5/8" - 1-1/4" in 1/8" increments siding receiver  
12.3 Sq. In. net free area  
1 lb. per carton  
1 piece per carton



### INTVENT6

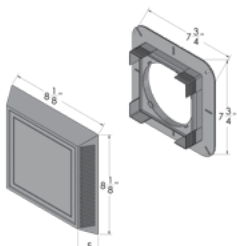
#### 6" Intake/Exhaust Vent

See color matrix  
pg 53

Siding Receiver:  
5/8" - 1-1/4" in 1/8" increments  
1 piece per carton  
14.75 Sq. In. Net Free Area  
1.2 lb. per carton

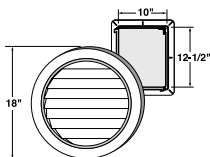
#### FIRE HAZARD

NEVER use exhaust vent with screen for dryer ventilation. Flammable lint build-up on screen can cause a fire. Always use a vent that is specifically designed for dryer applications.



**DESCRIPTION  
& PACKAGING**

**COLORS**

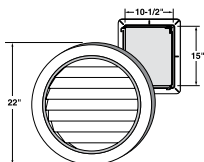


**RDGV18**

**18" Round Gable Vent**

See color matrix  
pg 53

3/4" – 1-1/4" in 1/8" increments siding receiver  
1-1/2" thickness  
48.36 Sq. In. net free area  
3 lbs. per carton  
1 system per carton

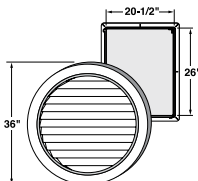


**RDGV**

**22" Round Gable Vent**

See color matrix  
pg 53

3/4" – 1-1/4" in 1/8" increments siding receiver  
1-1/2" thickness  
48.37 Sq. In. net free area  
5 lbs. per carton  
1 system per carton

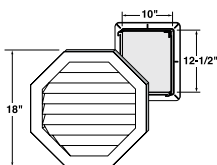


**RDGV36**

**36" Round Gable Vent**

See color matrix  
pg 53

3/4" – 1-1/4" in 1/8" increments siding receiver  
1-1/2" thickness  
277.1 Sq. In. net free area  
9 lbs. per carton  
1 system per carton

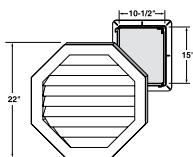


**OCTGV18**

**18" Octagon Gable Vent**

See color matrix  
pg 53

3/4" – 1-1/4" in 1/8" increments siding receiver  
1-1/2" thickness  
49.72 Sq. In. net free area  
3 lbs. per carton  
1 system per carton



**OCTGV**

**22" Octagonal Gable Vent**

See color matrix  
pg 53

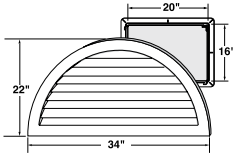
3/4" – 1-1/4" in 1/8" increments siding receiver  
1-1/2" thickness  
49.5 Sq. In. net free area  
5 lbs. per carton  
1 system per carton

[Install  
gable  
vents](#)



**DESCRIPTION  
& PACKAGING**

**COLORS**

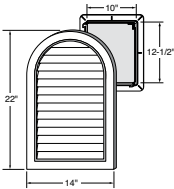


**HRDGV**

34" x 22" Half-Round  
Gable Vent

3/4" – 1-1/4" in 1/8" increments siding  
receiver  
1-1/2" thickness  
80.46 Sq. In. net free area  
8 lbs. per carton  
1 system per carton

See color matrix  
pg 53

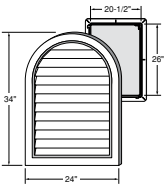


**RDTOPGV14**

14" x 22" Round Top  
Gable Vent

3/4" – 1-1/4" in 1/8" increments siding  
receiver  
1-1/2" thickness  
53.17 Sq. In. net free area  
5 lbs. per carton  
1 system per carton

See color matrix  
pg 53



**RDTOPGV24**

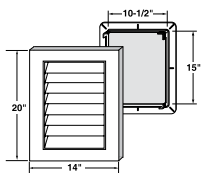
24" x 34" Round Top  
Gable Vent

3/4" – 1-1/4" in 1/8" increments siding  
receiver  
1-1/2" thickness  
191 Sq. In. net free area  
6 lbs. per carton  
1 system per carton

See color matrix  
pg 53

## DESCRIPTION & PACKAGING

## COLORS



### RECTGV

14" x 20" Rectangular

Gable Vent

3/4" – 1-1/4" in 1/8" increments siding receiver

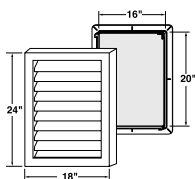
1-1/2" thickness

23.29 Sq. In. net free area

4 lbs. per carton

1 system per carton

See color matrix  
pg 53



### RECTGV1824

18" x 24" Rectangular

Gable Vent

3/4" – 1-1/4" in 1/8" increments siding receiver

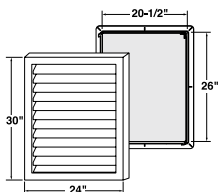
1-1/2" thickness

92.88 Sq. In. net free area

6 lbs. per carton

1 system per carton

See color matrix  
pg 53



### RECTGV2430

24" x 30" Rectangular

Gable Vent

3/4" – 1-1/4" in 1/8" increments siding receiver

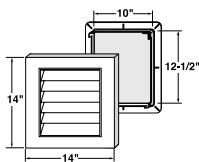
1-1/2" thickness

181.2 Sq. In. net free area

9 lbs. per carton

1 system per carton

See color matrix  
pg 53



### SQGV1414

14" Square Gable Vent

3/4" – 1-1/4" in 1/8" increments siding receiver

1-1/2" thickness

33.59 Sq. In. net free area

3 lbs. per carton

1 system per carton

See color matrix  
pg 53

# PLY GEM SHUTTERS

## DESCRIPTION & PACKAGING

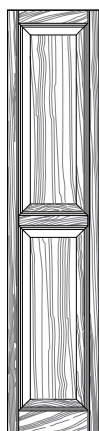
## COLORS

### Standard Raised Panel Shutters

*Note: All shutter cartons include 3" painted steel mounting screws & shutter plugs. Shutter touch-up paint available.*

Nominal 12" wide  
High-density copolymer  
Baked-on acrylic finish  
1 pair per carton

(33) Black, (99) Blackwatch Green, (41) Blue, (59) Brown, (BLU) Coastal Blue, (IJ) Dark Berry, (95) Dark Navy, (56) Dark Spruce, (16) Gray, (55) Green, (52) Pebblestone Clay, (PE) Peppercorn, (38) Red, (CRM) Sand Dollar, (93) Spanish Moss, (SL) Terra Brown, (SK) Vineyard Red, (11) White, (58) Winestone



Regular Style

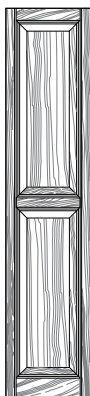
Product Code	Length	Lbs./Ctn.
VINRP1227	Length 27"	6 Lbs./Ctn.
VINRP1231	Length 31"	7 Lbs./Ctn.
VINRP1235	Length 35"	8 Lbs./Ctn.
VINRP1239	Length 39"	8 Lbs./Ctn.
VINRP1243	Length 43"	9 Lbs./Ctn.
VINRP1247	Length 47"	10 Lbs./Ctn.
VINRP1251	Length 51"	11 Lbs./Ctn.
VINRP1255	Length 55"	12 Lbs./Ctn.
VINRP1259	Length 59"	12 Lbs./Ctn.
VINRP1263	Length 63"	13 Lbs./Ctn.
VINRP1267	Length 67"	13 Lbs./Ctn.
VINRP1271	Length 71"	15 Lbs./Ctn.

### Standard Raised Panel Shutters

*Note: All shutter cartons include 3" painted steel mounting screws & shutter plugs. Shutter touch-up paint available.*

Nominal 15" wide  
High-density copolymer  
Baked-on acrylic finish  
1 pair per carton

(33) Black, (99) Blackwatch Green, (41) Blue, (59) Brown, (BLU) Coastal Blue, (IJ) Dark Berry, (95) Dark Navy, (56) Dark Spruce, (16) Gray, (55) Green, (52) Pebblestone Clay, (PE) Peppercorn, (38) Red, (CRM) Sand Dollar, (93) Spanish Moss, (SL) Terra Brown, (SK) Vineyard Red, (11) White, (58) Winestone



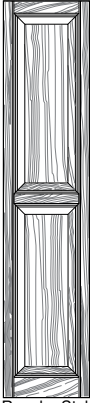
Regular Style  
\* Cottage Style  
(not shown)

Product Code	Length	Lbs./Ctn.
VINRP1531	Length 31"	6 Lbs./Ctn.
VINRP1535	Length 35"	7 Lbs./Ctn.
VINRP1539	Length 39"	8 Lbs./Ctn.
VINRP1543	Length 43"	8 Lbs./Ctn.
VINRP1547	Length 47"	9 Lbs./Ctn.
VINRP1551	Length 51"	10 Lbs./Ctn.
VINRP1555	Length 55"	10 Lbs./Ctn.
VINRP1559	Length 59"	11 Lbs./Ctn.
VINRP1563	Length 63"	12 Lbs./Ctn.
VINRP1567	Length 67"	13 Lbs./Ctn.
VINRP1567C	Length 67"	13 Lbs./Ctn.
VINRP1571	Length 71"	13 Lbs./Ctn.
VINRP1575	Length 75"	14 Lbs./Ctn.
VINRP1581	Length 81"	15 Lbs./Ctn.

## DESCRIPTION & PACKAGING

## COLORS

### CRP\*



Regular Style

### Custom Raised Panel Shutters

*Note: All shutter cartons include 3" painted steel mounting screws & shutter plugs. Shutter touch-up paint available.*

• **CUSTOM SHUTTERS ARE BUILT TO ORDER AND WILL SHIP IN THREE (3) WORKING DAYS. FREIGHT IS PRE-PAID ON 1 CARTON OF CUSTOM SHUTTERS.**

Nominal 12" or 15" wide  
High-density copolymer  
Baked-on acrylic finish  
1 per carton  
Available in lengths from 18" to 96" in 1" increments

(33) Black, (99) Blackwatch Green, (41) Blue, (59) Brown, (BLU) Coastal Blue, (IJ) Dark Berry, (95) Dark Navy, (56) Dark Spruce, (16) Gray, (55) Green, (52) Pebblestone Clay, (PE) Peppercorn, (38) Red, (CRM) Sand Dollar, (93) Spanish Moss, (SL) Terra Brown, (SK) Vineyard Red, (11) White, (58) Winestone

\*

Product Code Example: CRP1530

CRP1530 = CRP + Width + Length


Custom Raised Panel = CRP, Width = 15, Length = 30

### Board & Batten Shutters 3-Board Open

*Note: All shutter cartons include steel mounting screws. Shutter touch-up paint available. See page 50.*

Nominal 12" wide  
High-density copolymer  
Baked-on acrylic finish  
1 pair per carton

(33) Black, (99) Blackwatch Green, (41) Blue, (59) Brown, (BLU) Coastal Blue, (IJ) Dark Berry, (95) Dark Navy, (56) Dark Spruce, (16) Gray, (55) Green, (52) Pebblestone Clay, (PE) Peppercorn, (38) Red, (CRM) Sand Dollar, (93) Spanish Moss, (SL) Terra Brown, (SK) Vineyard Red, (11) White, (58) Winestone




Product Code	Length	Lbs./Ctn.
VIN301231	Length 31"	4.5 Lbs./Ctn.
VIN301235	Length 35"	5 Lbs./Ctn.
VIN301239	Length 39"	5 Lbs./Ctn.
VIN301243	Length 43"	6 Lbs./Ctn.
VIN301247	Length 47"	6 Lbs./Ctn.
VIN301251	Length 51"	6.5 Lbs./Ctn.
VIN301255	Length 55"	7.5 Lbs./Ctn.
VIN301259	Length 59"	8 Lbs./Ctn.
VIN301263	Length 63"	8 Lbs./Ctn.
VIN301267	Length 67"	8.5 Lbs./Ctn.
VIN301271	Length 71"	9 Lbs./Ctn.
VIN301275	Length 75"	9.5 Lbs./Ctn.
VIN301281	Length 81"	10 Lbs./Ctn.

\* Lengths 55" and longer have 3 cross boards

# PLY GEM SHUTTERS

## DESCRIPTION & PACKAGING

## COLORS



### Board & Batten Shutters 3-Board Closed


*Note: All shutter cartons include steel mounting screws. Shutter touch-up paint available. See page 50.*

Nominal 11" wide  
High-density copolymer  
Baked-on acrylic finish  
1 pair per carton

(33) Black, (99) Blackwatch Green, (41) Blue, (59) Brown, (BLU) Coastal Blue, (IJ) Dark Berry, (95) Dark Navy, (56) Dark Spruce, (16) Gray, (55) Green, (52) Pebblestone Clay, (PE) Peppercorn, (38) Red, (CRM) Sand Dollar, (93) Spanish Moss, (SL) Terra Brown, (SK) Vineyard Red, (11) White, (58) Winestone

Product Code	Length	Lbs./Ctn.
VIN3C1131	Length 31"	4.5 Lbs./Ctn.
VIN3C1135	Length 35"	5 Lbs./Ctn.
VIN3C1139	Length 39"	5 Lbs./Ctn.
VIN3C1143	Length 43"	5.5 Lbs./Ctn.
VIN3C1147	Length 47"	6 Lbs./Ctn.
VIN3C1151	Length 51"	6 Lbs./Ctn.
VIN3C1155	Length 55"	7 Lbs./Ctn.
VIN3C1159	Length 59"	7.5 Lbs./Ctn.
VIN3C1163	Length 63"	8 Lbs./Ctn.
VIN3C1167	Length 67"	8.5 Lbs./Ctn.
VIN3C1171	Length 71"	9 Lbs./Ctn.
VIN3C1175	Length 75"	9 Lbs./Ctn.
VIN3C1181	Length 81"	10 Lbs./Ctn.

\* Lengths 55" and longer have 3 cross boards



### Board & Batten Shutters 4-Board Open

*Note: All shutter cartons include steel mounting screws. Shutter touch-up paint available. See page 50.*

Nominal 16" wide  
High-density copolymer  
Baked-on acrylic finish  
1 pair per carton

(33) Black, (99) Blackwatch Green, (41) Blue, (59) Brown, (BLU) Coastal Blue, (IJ) Dark Berry, (95) Dark Navy, (56) Dark Spruce, (16) Gray, (55) Green, (52) Pebblestone Clay, (PE) Peppercorn, (38) Red, (CRM) Sand Dollar, (93) Spanish Moss, (SL) Terra Brown, (SK) Vineyard Red, (11) White, (58) Winestone


Product Code	Length	Lbs./Ctn.
VIN401631	Length 31"	6 Lbs./Ctn.
VIN401635	Length 35"	6.5 Lbs./Ctn.
VIN401639	Length 39"	7 Lbs./Ctn.
VIN401643	Length 43"	7.5 Lbs./Ctn.
VIN401647	Length 47"	8 Lbs./Ctn.
VIN401651	Length 51"	8.5 Lbs./Ctn.
VIN401655	Length 55"	10 Lbs./Ctn.
VIN401659	Length 59"	10.5 Lbs./Ctn.
VIN401663	Length 63"	11 Lbs./Ctn.
VIN401667	Length 67"	11.5 Lbs./Ctn.
VIN401671	Length 71"	12 Lbs./Ctn.
VIN401675	Length 75"	12.5 Lbs./Ctn.
VIN401681	Length 81"	13 Lbs./Ctn.

\* Lengths 55" and longer have 3 cross boards



## DESCRIPTION & PACKAGING

## COLORS



### Board & Batten Shutters 4-Board Closed


*Note: All shutter cartons include steel mounting screws .  
Shutter touch-up paint available.  
See page 50.*

Nominal 15" wide  
High-density copolymer  
Baked-on acrylic finish  
1 pair per carton

(33) Black, (99) Blackwatch Green, (41) Blue, (59) Brown, (BLU) Coastal Blue, (IJ) Dark Berry, (95) Dark Navy, (56) Dark Spruce, (16) Gray, (55) Green, (52) Pebblestone Clay, (PE) Peppercorn, (38) Red, (CRM) Sand Dollar, (93) Spanish Moss, (SL) Terra Brown, (SK) Vineyard Red, (11) White, (58) Winestone

Product Code	Length	Lbs./Ctn.
VIN4C1531	Length 31"	6 Lbs./Ctn.
VIN4C1535	Length 35"	6.5 Lbs./Ctn.
VIN4C1539	Length 39"	7 Lbs./Ctn.
VIN4C1543	Length 43"	7.5 Lbs./Ctn.
VIN4C1547	Length 47"	8 Lbs./Ctn.
VIN4C1551	Length 51"	8.5 Lbs./Ctn.
VIN4C1555	Length 55"	10 Lbs./Ctn.
VIN4C1559	Length 59"	10 Lbs./Ctn.
VIN4C1563	Length 63"	10.5 Lbs./Ctn.
VIN4C1567	Length 67"	11 Lbs./Ctn.
VIN4C1571	Length 71"	11.5 Lbs./Ctn.
VIN4C1575	Length 75"	12 Lbs./Ctn.
VIN4C1581	Length 81"	13 Lbs./Ctn.

\* Lengths 55" and longer have 3 cross boards



### Elliptical Board & Batten Shutter

Nominal 15" wide  
High-density copolymer  
Baked-on acrylic finish  
1 pair per carton  
9.4 lbs. per carton

(33) Black, (99) Blackwatch Green, (41) Blue, (59) Brown, (BLU) Coastal Blue, (IJ) Dark Berry, (95) Dark Navy, (56) Dark Spruce, (16) Gray, (55) Green, (52) Pebblestone Clay, (PE) Peppercorn, (38) Red, (CRM) Sand Dollar, (93) Spanish Moss, (SL) Terra Brown, (SK) Vineyard Red, (11) White, (58) Winestone

Product Code	Length	Lbs./Ctn.
BBARCH41	Length 41"	7 Lbs./Ctn.
BBARCH43	Length 43"	7.5 Lbs./Ctn.
BBARCH47	Length 47"	8 Lbs./Ctn.
BBARCH57	Length 61"	10 Lbs./Ctn.
BBARCH61	Length 65"	10.5 Lbs./Ctn.
BBARCH65	Length 71"	11.5 Lbs./Ctn.
BBARCH71	Length 73"	12 Lbs./Ctn.
BBARCH73	Length 77"	12.5 Lbs./Ctn.
BBARCH77	Length 85"	13 Lbs./Ctn.
BBARCH85		

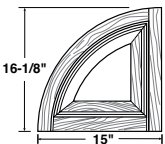
The length measurement listed is the long side, and the length of the short board is always 7" less

## ARCH15RP

### Raised Panel Arch Top *Note: Applies to 15" width shutters only.*

Nominal 15" wide  
High-density copolymer  
Baked-on acrylic finish  
1 pair carton  
3 lbs. per carton

(33) Black, (99) Blackwatch Green, (41) Blue, (59) Brown, (BLU) Coastal Blue, (IJ) Dark Berry, (95) Dark Navy, (56) Dark Spruce, (16) Gray, (55) Green, (52) Pebblestone Clay, (PE) Peppercorn, (38) Red, (CRM) Sand Dollar, (93) Spanish Moss, (SL) Terra Brown, (SK) Vineyard Red, (11) White, (58) Winestone



## DESCRIPTION & PACKAGING

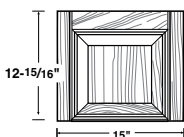
## COLORS

### TRANRP15

Raised Panel Transom Top  
*Note: Applies to 15" width shutters only.*

Nominal 15" wide  
 High-density copolymer  
 Baked-on acrylic finish  
 1 pair carton  
 3 lbs. per carton

(33) Black, (99) Blackwatch Green, (41) Blue, (59) Brown, (BLU) Coastal Blue, (IJ) Dark Berry, (95) Dark Navy, (56) Dark Spruce, (16) Gray, (55) Green, (52) Pebblestone Clay, (PE) Peppercorn, (38) Red, (CRM) Sand Dollar, (93) Spanish Moss, (SL) Terra Brown, (SK) Vineyard Red, (11) White, (58) Winestone

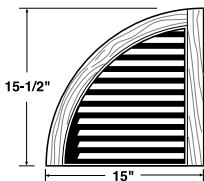


### ARCH15LV

Open Louvered Arch Top  
*Note: Applies to 15" width shutters only.*

Nominal 15" wide  
 High-density copolymer  
 Baked-on acrylic finish  
 1 pair carton  
 3 lbs. per carton

(33) Black, (99) Blackwatch Green, (41) Blue, (59) Brown, (BLU) Coastal Blue, (IJ) Dark Berry, (95) Dark Navy, (56) Dark Spruce, (16) Gray, (55) Green, (52) Pebblestone Clay, (PE) Peppercorn, (38) Red, (CRM) Sand Dollar, (93) Spanish Moss, (SL) Terra Brown, (SK) Vineyard Red, (11) White, (58) Winestone



### CLV\*

Custom Open Louvered Shutters

*Note: All shutter cartons include 3" painted steel mounting screws & shutter plugs. Shutter touch-up paint available.*

**CUSTOM SHUTTERS ARE BUILT TO ORDER AND WILL SHIP IN THREE (3) WORKING DAYS. FREIGHT IS PRE-PAID ON 1 CARTON OF CUSTOM SHUTTERS.**

Nominal 9", 12", or 15"  
 Wide high-density copolymer  
 Baked-on acrylic finish  
 1 per carton  
 available in lengths from 18" to 96" in 1" increments

(33) Black, (99) Blackwatch Green, (41) Blue, (59) Brown, (BLU) Coastal Blue, (IJ) Dark Berry, (95) Dark Navy, (56) Dark Spruce, (16) Gray, (55) Green, (52) Pebblestone Clay, (PE) Peppercorn, (38) Red, (CRM) Sand Dollar, (93) Spanish Moss, (SL) Terra Brown, (SK) Vineyard Red, (11) White, (58) Winestone



Regular Style

[Installing shutters](#)



\*

Product Code Example: CLV 1530

CLV 1530 = CLV + Width + Length  
 Custom Open Louvered = CLV, Width = 15, Length = 30

## DESCRIPTION & PACKAGING

## COLORS



Regular Style


### Standard Open Louvered Shutters

*Note: All shutter cartons include 3" painted steel mounting screws & shutter plugs. Shutter touch-up paint available.*

Nominal 12" wide  
High-density copolymer  
Baked-on acrylic finish  
1 pair per carton

(33) Black, (99) Blackwatch Green, (41) Blue, (59) Brown, (BLU) Coastal Blue, (IJ) Dark Berry, (95) Dark Navy, (56) Dark Spruce, (16) Gray, (55) Green, (52) Pebblestone Clay, (PE) Peppercorn, (38) Red, (CRM) Sand Dollar, (93) Spanish Moss, (SL) Terra Brown, (SK) Vineyard Red, (11) White, (58) Winestone

Product Code	Length	Lbs./Ctn.
VINLV1255	Length 55"	12 Lbs./Ctn.
VINLV1259	Length 59"	12 Lbs./Ctn.



Regular Style  
\* Cottage Style  
(not shown)

### Standard Open Louvered Shutters

*Note: All shutter cartons include 3" painted steel mounting screws & shutter plugs. Shutter touch-up paint available.*

Nominal 15" wide  
High-density copolymer  
Baked-on acrylic finish  
1 pair per carton

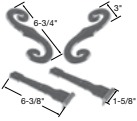
(33) Black, (99) Blackwatch Green, (41) Blue, (59) Brown, (IJ) Dark Berry, (95) Dark Navy, (BLU) Coastal Blue, (56) Dark Spruce, (16) Gray, (55) Green, (52) Pebblestone Clay, (PE) Peppercorn, (38) Red, (CRM) Sand Dollar, (93) Spanish Moss, (SL) Terra Brown, (SK) Vineyard Red, (11) White, (58) Winestone

Product Code	Length	Lbs./Ctn.
VINLV1525	Length 25"	5 Lbs./Ctn.
VINLV1531	Length 31"	6 Lbs./Ctn.
VINLV1535	Length 35"	7 Lbs./Ctn.
VINLV1539	Length 39"	7 Lbs./Ctn.
VINLV1543	Length 43"	8 Lbs./Ctn.
VINLV1547	Length 47"	8 Lbs./Ctn.
VINLV1551	Length 51"	9 Lbs./Ctn.
VINLV1555	Length 55"	11 Lbs./Ctn.
VINLV1559	Length 59"	11 Lbs./Ctn.
VINLV1563	Length 63"	11 Lbs./Ctn.
VINLV1567	Length 67"	12 Lbs./Ctn.
VINLV1567C	Length 67"	12 Lbs./Ctn.
VINLV1571	Length 71"	12 Lbs./Ctn.
VINLV1575	Length 75"	14 Lbs./Ctn.
VINLV1581	Length 81"	14 Lbs./Ctn.

# PLY GEM SHUTTERS

## DESCRIPTION & PACKAGING

## COLORS



### SHOOK

#### S-Hook w Hinges

4 hinges  
2 S-hooks (left and right)  
10 screws  
Decorative non-functional

(33) Black

### SHUTTRPLUG

#### Fastener

1/4" x 2-5/8"  
12 pieces per package



(33) Black, (99) Blackwatch Green, (41) Blue, (59) Brown, (BLU) Coastal Blue, (IJ) Dark Berry, (95) Dark Navy, (56) Dark Spruce, (16) Gray, (55) Green, (52) Pebblestone Clay, (PE) Peppercorn, (38) Red, (CRM) Sand Dollar, (93) Spanish Moss, (SL) Terra Brown, (SK) Vineyard Red, (11) White, (58) Winestone

### VINITT

#### Painted Steel Replacement Screws

3/16" x 3"  
4 pieces per package  
.10 lbs. per package



(33) Black, (99) Blackwatch Green, (41) Blue, (59) Brown, (BLU) Coastal Blue, (IJ) Dark Berry, (95) Dark Navy, (56) Dark Spruce, (16) Gray, (55) Green, (52) Pebblestone Clay, (PE) Peppercorn, (38) Red, (CRM) Sand Dollar, (93) Spanish Moss, (SL) Terra Brown, (SK) Vineyard Red, (11) White, (58) Winestone

### SHTCLP12

#### Shutter Clips & Anchors

3/16" x 3"  
12 pieces per package  
.10 lbs. per package



Mill Finish Only

### SHUTPAINT

#### Touch-Up Paint Shutters (Bottled with brush)

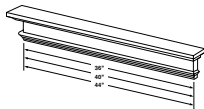
1 oz./plastic bottle  
1 per carton



(33) Black, (99) Blackwatch Green, (41) Blue, (59) Brown, (BLU) Coastal Blue, (IJ) Dark Berry, (95) Dark Navy, (56) Dark Spruce, (16) Gray, (55) Green, (52) Pebblestone Clay, (PE) Peppercorn, (38) Red, (CRM) Sand Dollar, (93) Spanish Moss, (SL) Terra Brown, (SK) Vineyard Red, (11) White, (58) Winestone

## DESCRIPTION & PACKAGING

## COLORS

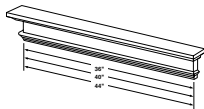


### PLWINMTL36

#### Window Mantel

7-1/4" height  
36" length  
6 lbs. per carton  
1 piece per carton  
Can be cut in centers

White (Paintable)

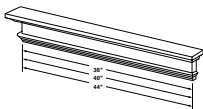


### PLWINMTL40

#### Window Mantel

7-1/4" height  
40" length  
7 lbs. per carton  
1 piece per carton  
Add keystone to lengthen

White (Paintable)

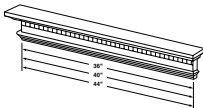


### PLWINMTL44

#### Window Mantel

7-1/4" height  
44" length  
7 lbs. per carton  
1 piece per carton

White (Paintable)

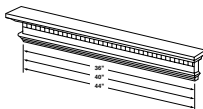


### DTWINMTL36

#### Window Mantel with Dentil Trim

7-1/4" height  
36" length  
6 lbs. per carton  
1 piece per carton

White (Paintable)

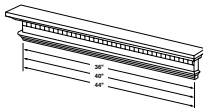


### DTWINMTL40

#### Window Mantel with Dentil Trim

7-1/4" height  
40" length  
7 lbs. per carton  
1 piece per carton

White (Paintable)



### DTWINMTL44

#### Window Mantel with Dentil Trim

7-1/4" height  
44" length  
7 lbs. per carton  
1 piece per carton

White (Paintable)



### KEYSTONE

#### Keystone

*For use with window mantel*

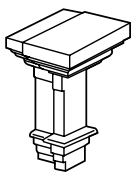
8-3/4" height  
7-3/4" length  
1 lb. per carton  
1 piece per carton

White (Paintable)

# PLY GEM ACCENTS

## DESCRIPTION & PACKAGING

## COLORS



### ENCAP

Endcap  
*For use with window mantel*

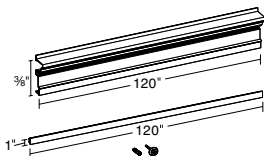
White (Paintable)

1 lbs. per carton  
1 piece per carton  
(includes styrene adhesive)

### MANTEL120

Long Length Mantel  
System

White (Paintable)



7-3/8" face height  
120" length  
Plain Cover Strip:  
1" height  
.139" thickness  
120" length  
1 mantel system carton  
15 lbs. per carton

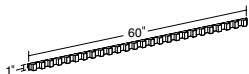
Mantel System includes:  
1 – mantel (120")  
1 – plain cover strip  
(120")  
16 – (8) anchors and  
(8) screws/washers

### DENTILSTP

Dentil Strip

White (Paintable)

*For use with window mantel and  
long length mantel system.*



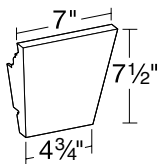
1" height  
60" length  
2 lbs. per carton  
2 pieces per carton

### KEYSTN

Keystone

White (Paintable)

*For use with long length mantel  
system window mantel 120*



7 - 1/2" height  
7" top width  
4-3/4" bottom width  
1 lb. per carton  
1 pieces per carton  
(includes mounting hardware)



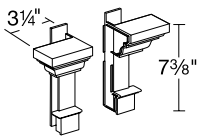
[Installing  
10 foot mantel](#)

[Installing door  
surrounds](#)



## DESCRIPTION & PACKAGING

## COLORS



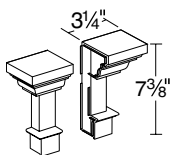
### SDGENDCAP

Siding Endcaps

White (Paintable)

*For use with window mantel 120*

7-3/8" height  
3-1/4" width  
3 lbs. per carton  
2 pieces per carton  
(includes styrene adhesive)



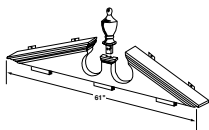
### BRKENDCAP

Brick Endcaps

White (Paintable)

*For use with window mantel 120*

7-3/8" height  
3-1/4" width  
3 lbs. per carton  
2 pieces per carton  
(includes styrene adhesive)

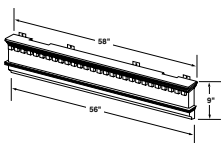


### PEDIMENTST

Pediment Set

White (Paintable)

12-3/4" pediment height  
18-1/2" overall height:  
8 lbs. per carton  
1 piece per carton

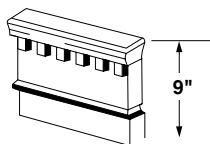


### MANTEL

Door Surround Mantel

White (Paintable)

58" length  
8 lb. per carton  
1 pieces per carton



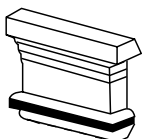
### MANTELOVLY

Door Mantel Overlay

White (Paintable)

*For use with door surround mantel*

10-1/2" length  
6 lbs. per carton  
6 pieces per carton

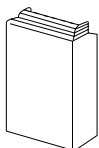


### TOPCAP

Pilaster Cap

White (Paintable)

1 lb. per carton  
1 piece per carton



### BASECAP


Pilaster Base

White (Paintable)

1 lb. per carton  
1 piece per carton

## DESCRIPTION & PACKAGING

## COLORS




### PILASTER96

Pilaster Set  
(2 Pilasters, 6 Mounting  
Clips, 2 Pilaster Caps, 2  
Pilaster Bases)

7-1/2" width  
1 pair per carton  
96" height  
15 lbs. per carton

White (Paintable)



### PILASTER144

Pilaster Set  
(2 Pilasters, 6 Mounting  
Clips, 2 Pilaster Caps, 2  
Pilaster Bases)

7-1/2" width  
1 pair per carton  
144" height  
20 lbs. per carton

White (Paintable)



Manufacturer	Code	Color
GEORGIA-PACIFIC	53	Almond
GEORGIA-PACIFIC	254	Amber
GEORGIA-PACIFIC	145	Bayou
GEORGIA-PACIFIC	EX	Beige
GEORGIA-PACIFIC	BK	Blue
GEORGIA-PACIFIC	100	Briarwood
GEORGIA-PACIFIC	PC	Clay
GEORGIA-PACIFIC	090	Coastal Blue*
GEORGIA-PACIFIC	30	Cream
GEORGIA-PACIFIC	ED	Flint
GEORGIA-PACIFIC	No Close Match	Gray
GEORGIA-PACIFIC	290	Hampton Red
GEORGIA-PACIFIC	260	Hazelnut
GEORGIA-PACIFIC	BQ	Hearthstone Brown*
GEORGIA-PACIFIC	BI	Mist
GEORGIA-PACIFIC	N5	Musket Brown
GEORGIA-PACIFIC	PC	Northern Oak*
GEORGIA-PACIFIC	511	Olive
GEORGIA-PACIFIC	IC	Palm
GEORGIA-PACIFIC	PP	Pearl
GEORGIA-PACIFIC	090	Pewter
GEORGIA-PACIFIC	ID	Redwood*
GEORGIA-PACIFIC	170	Sagebrook
GEORGIA-PACIFIC	100	Shaded Cedar*
GEORGIA-PACIFIC	ED	Shaded Gray*
GEORGIA-PACIFIC	144	Shadow
GEORGIA-PACIFIC	A7	Tan
GEORGIA-PACIFIC	IF	Teak
GEORGIA-PACIFIC	510	Thistle
GEORGIA-PACIFIC	390	Wedgewood
GEORGIA-PACIFIC	PW	White
ABTCO	ET	Almond
ABTCO	FL	Antique Ivory
ABTCO	GJ	Brick
ABTCO	090	Charcoal
ABTCO	S7	Cherry*
ABTCO	44	Classic Linen
ABTCO	EY	Clay
ABTCO	T8	Cobalt
ABTCO	FP	Cobblestone
ABTCO	DD	Cypress*
ABTCO	GM	Evergreen
ABTCO	FM	Gray
ABTCO	02	Heritage Gray
ABTCO	52	Khaki
ABTCO	EX	Natural Oak*
ABTCO	100	Pecan
ABTCO	30	Prairie Wheat
ABTCO	GI	River Rock*
ABTCO	JE	Sage
ABTCO	EX	Sand
ABTCO	22	Sandstone

\* Recommended solid match for variegated color.

# PLY GEM SHUTTERS | ACCENTS

## COLOR MATRIX

Manufacturer	Code	Color
ABTCO	FN	Slate
ABTCO	46	Slate Blue
ABTCO	39	Tan
ABTCO	148	Umber
ABTCO	No Close Match	Vermont Maple*
ABTCO	EJ	Weathered Wood*
ABTCO	04	White
ALSIDE	30	Adobe Cream
ALSIDE	80	Ageless Slate
ALSIDE	PP	Antique Parchment
ALSIDE	IF	Canyon Drift / Hawthorne*
ALSIDE	EJ	Cape Cod Gray
ALSIDE	144	Charcoal Smoke
ALSIDE	510	Coastal Sage
ALSIDE	813	Deep Moss
ALSIDE	No Close Match	Fired Brick
ALSIDE	No Close Match	Flagship Brown
ALSIDE	PW	Glacier White
ALSIDE	No Close Match	Harbor Blue
ALSIDE	JE	Juniper Ridge
ALSIDE	JD	Maple
ALSIDE	RD	Midnight Blue
ALSIDE	22	Monterey Sand
ALSIDE	QL	Mountain Fern
ALSIDE	ND	Mystic Blue
ALSIDE	44	Natural Linen
ALSIDE	EH	Platinum Gray
ALSIDE	090	Sterling Gray
ALSIDE	EA	Storm
ALSIDE	52	Tuscan Clay
ALSIDE	A7	Vintage Wicker
CERTAINEED	BH	Arbor Blend*
CERTAINEED	090	Artic Blend*
CERTAINEED	802	Autumn Red
CERTAINEED	10	Autumn Yellow
CERTAINEED	No Close Match	Bermuda Blue
CERTAINEED	148	Brownstone
CERTAINEED	254	Buckskin
CERTAINEED	FP	Canyon Blend
CERTAINEED	EA	Castle Stone
CERTAINEED	E6	Charcoal Gray
CERTAINEED	PW	Colonial White
CERTAINEED	JE	Cypress
CERTAINEED	53	Desert Tan
CERTAINEED	803	Espresso
CERTAINEED	BU	Flagstone
CERTAINEED	GM	Forest
CERTAINEED	E3	Frontier Blend*
CERTAINEED	36	Glacier Blend*
CERTAINEED	35	Granite Gray
CERTAINEED	No Close Match	Green Tea
CERTAINEED	DDM	Hearthstone
CERTAINEED	30	Heritage Cream
CERTAINEED	C3	Herringbone

Manufacturer	Code	Color
CERTAINEED	ET	Light Maple
CERTAINEED	BM	Meadow Blend*
CERTAINEED	GJ	Melrose
CERTAINEED	146	Midnight Blue
CERTAINEED	SP	Mountain Cedar
CERTAINEED	PC	Natural Clay
CERTAINEED	EC	Oxford Blue
CERTAINEED	T8	Pacific Blue
CERTAINEED	BQ	Sable Brown
CERTAINEED	EM	Sandstone Beige
CERTAINEED	A7	Savannah Wicker
CERTAINEED	510	Seagrass
CERTAINEED	BM	Silver Ash
CERTAINEED	355	Slate
CERTAINEED	SS	Spruce
CERTAINEED	A4	Sterling Gray
CERTAINEED	SQ	Suede
CERTAINEED	ID	Terra Cotta
CERTAINEED	100	Timber Blend*
CERTAINEED	JH	Weathered Blend*
EXTERIOR PORTFOLIO	04	Aspen White
EXTERIOR PORTFOLIO	BI	Bone
EXTERIOR PORTFOLIO	IF	Canyon
EXTERIOR PORTFOLIO	QV	Carbon
EXTERIOR PORTFOLIO	52	Clay
EXTERIOR PORTFOLIO	FJ	Country Beige
EXTERIOR PORTFOLIO	GP	Cypress
EXTERIOR PORTFOLIO	A4	Driftwood
EXTERIOR PORTFOLIO	BQ	Espresso
EXTERIOR PORTFOLIO	RE	Graphite
EXTERIOR PORTFOLIO	EW	Greystone
EXTERIOR PORTFOLIO	254	Honey Oak
EXTERIOR PORTFOLIO	353	Indigo
EXTERIOR PORTFOLIO	290	Lighthouse Red
EXTERIOR PORTFOLIO	090	Metropolitan Gray
EXTERIOR PORTFOLIO	22	Mocha
EXTERIOR PORTFOLIO	GI	Nantucket
EXTERIOR PORTFOLIO	BU	Oceanside
EXTERIOR PORTFOLIO	IC	Olive
EXTERIOR PORTFOLIO	31	Pearl
EXTERIOR PORTFOLIO	355	Peppercorn
EXTERIOR PORTFOLIO	ND	Polaris
EXTERIOR PORTFOLIO	146	Regatta
EXTERIOR PORTFOLIO	EY	Rye
EXTERIOR PORTFOLIO	39	Saddle
EXTERIOR PORTFOLIO	156	Slate
EXTERIOR PORTFOLIO	63	Wheat
FOUNDRY	BF	Aged Chestnut*
FOUNDRY	EV	Almond
FOUNDRY	EN	Antique Cream*
FOUNDRY	39	Biscuit
FOUNDRY	No Close Match	Blueberry
FOUNDRY	PD	Butter Pecan*
FOUNDRY	EN	Classic Sand*

# PLY GEM SHUTTERS | ACCENTS

## COLOR MATRIX

Manufacturer	Code	Color
FOUNDRY	E7	Cocoa
FOUNDRY	EM	Coconut
FOUNDRY	EN	Cottonwood*
FOUNDRY	E0	Driftwood
FOUNDRY	31	Eggshell
FOUNDRY	PC	Harvest Wheat*
FOUNDRY	JA	Honey Brown*
FOUNDRY	JF	Juniper
FOUNDRY	RG	Keylime
FOUNDRY	LW	Lemonade
FOUNDRY	02	Moonlight
FOUNDRY	510	Moss
FOUNDRY	FP	Oatmeal
FOUNDRY	No Close Match	Oceanside
FOUNDRY	RP	Papaya
FOUNDRY	53	Putty
FOUNDRY	GJ	Russet
FOUNDRY	E9	Rustic Brown
FOUNDRY	22	Sahara
FOUNDRY	PC	Sandalwood*
FOUNDRY	C3	Seashell
FOUNDRY	EI	Seaside Grey*
FOUNDRY	52	Shadow
FOUNDRY	BL	Shale
FOUNDRY	36	Slate
FOUNDRY	PW	Snow
FOUNDRY	EN	Toasted Almond*
FOUNDRY	PC	Toffee
FOUNDRY	EN	Vanilla Bean*
FOUNDRY	BN	Vintage Green*
FOUNDRY	E4	Vintage Taupe*
GENTEK/REVERE	53	Almond
GENTEK/REVERE	39	Antique Ivory
GENTEK/REVERE	JA	Brownstone
GENTEK/REVERE	EY	Canyon Clay
GENTEK/REVERE	JH	Classic Brown
GENTEK/REVERE	100	Dark Drift
GENTEK/REVERE	X4	Dover Gray
GENTEK/REVERE	GB	Harvest Wheat
GENTEK/REVERE	44	Linen
GENTEK/REVERE	30	Maize
GENTEK/REVERE	156	Midnight Surf
GENTEK/REVERE	46	Mist Blue
GENTEK/REVERE	GM	Moonlit Moss
GENTEK/REVERE	52	Norwood
GENTEK/REVERE	02	Pearl
GENTEK/REVERE	PC	Pebble
GENTEK/REVERE	RF	Saddle Brown
GENTEK/REVERE	BZ	Sage
GENTEK/REVERE	EX	Sandalwood
GENTEK/REVERE	31	Sandstone
GENTEK/REVERE	EM	Sandstone
GENTEK/REVERE	PW	Snow White
GENTEK/REVERE	290	Venetian Red

Manufacturer	Code	Color
GENTEK/REVERE	A7	Wicker
GENTEK/REVERE	144	Windswept Smoke
JAMES HARDIE	BH	Aged Pewter
JAMES HARDIE	04	Arctic White
JAMES HARDIE	EN	Autumn Tan
JAMES HARDIE	390	Boothbay Blue
JAMES HARDIE	RF	Chestnut Brown
JAMES HARDIE	C3	Cobble Stone
JAMES HARDIE	GJ	Countrylane Red
JAMES HARDIE	LA	Deep Ocean
JAMES HARDIE	156 or RD	Evening Blue
JAMES HARDIE	GI	Gray Slate
JAMES HARDIE	QU	Harris Cream
JAMES HARDIE	JE	Heathered Moss
JAMES HARDIE	QV	Iron Gray
JAMES HARDIE	JL	Khaki Brown
JAMES HARDIE	X4	Light Mist
JAMES HARDIE	BE	Monterey Taupe
JAMES HARDIE	SS	Mountain Sage
JAMES HARDIE	53	Navajo Beige
JAMES HARDIE	BU	Night Gray
JAMES HARDIE	QW	Parkside Pine
JAMES HARDIE	36	Pearl Gray
JAMES HARDIE	144	Rich Espresso
JAMES HARDIE	EV	Sail Cloth
JAMES HARDIE	BF	Sandstone Beige
JAMES HARDIE	18	Soft Green
JAMES HARDIE	E4	Timber Bark
JAMES HARDIE	IA	Tuscan Gold
JAMES HARDIE	10	Woodland Cream
JAMES HARDIE	DD	Woodstock Brown
KAYCAN	BK	Azure Blue
KAYCAN	22	Bisque
KAYCAN	EY	Clay
KAYCAN	FN	Flagstone
KAYCAN	30	Ivory
KAYCAN	JA	Khaki
KAYCAN	C3	Linen White
KAYCAN	EX	Mocha
KAYCAN	22	Pebblestone
KAYCAN	E0	Prestige Beige
KAYCAN	BM	Quartz
KAYCAN	510	Sage
KAYCAN	53	Sandalwood
KAYCAN	36	Slate Gray
KAYCAN	BT	Terra Verde
KAYCAN	04	White
KP BUILDING PRODUCTS	ET	Almond
KP BUILDING PRODUCTS	30	Antique Ivory
KP BUILDING PRODUCTS	GJ	Barn Red
KP BUILDING PRODUCTS	EP	Blue Mist
KP BUILDING PRODUCTS	GK	Camel
KP BUILDING PRODUCTS	A7	Canvas
KP BUILDING PRODUCTS	S7	Cherry

# PLY GEM SHUTTERS | ACCENTS

## COLOR MATRIX

Manufacturer	Code	Color
KP BUILDING PRODUCTS	44	Classic Linen
KP BUILDING PRODUCTS	EY	Clay
KP BUILDING PRODUCTS	FP	Cobblestone
KP BUILDING PRODUCTS	31	Cream
KP BUILDING PRODUCTS	52	Cypress
KP BUILDING PRODUCTS	J9	Dusk
KP BUILDING PRODUCTS	GM	Forest
KP BUILDING PRODUCTS	30	French Vanilla
KP BUILDING PRODUCTS	EW	Graphite
KP BUILDING PRODUCTS	FM	Gray
KP BUILDING PRODUCTS	02	Heritage Gray
KP BUILDING PRODUCTS	JA	Khaki
KP BUILDING PRODUCTS	148	Mahogany
KP BUILDING PRODUCTS	GO	Meadow
KP BUILDING PRODUCTS	BM	Natural Oak
KP BUILDING PRODUCTS	T8	Ocean
KP BUILDING PRODUCTS	22	Pine
KP BUILDING PRODUCTS	30	Prairie Wheat*
KP BUILDING PRODUCTS	53	Putty
KP BUILDING PRODUCTS	17	River Rock
KP BUILDING PRODUCTS	GP	Sage
KP BUILDING PRODUCTS	EX	Sand
KP BUILDING PRODUCTS	22	Sandstone
KP BUILDING PRODUCTS	FN	Slate
KP BUILDING PRODUCTS	510	Smoke
KP BUILDING PRODUCTS	GQ	Spice
KP BUILDING PRODUCTS	100	Suede
KP BUILDING PRODUCTS	39	Tan
KP BUILDING PRODUCTS	39	Vermont Maple
KP BUILDING PRODUCTS	BM	Weathered Wood*
MASTIC	04	White
MASTIC	53	Almond
MASTIC	350	Alpine Forest
MASTIC	E9	American Walnut*/Walnut*
MASTIC	EX	Aspen Grey*
MASTIC	251	Autumn Harvest
MASTIC	147	Brandy Wood
MASTIC	31	Cameo
MASTIC	36	Cape Cod Grey*/Cape Grey*
MASTIC	80	Charcoal Grey
MASTIC	30	Classic Cream
MASTIC	10	Colonial Yellow
MASTIC	210	Corn Silk
MASTIC	JS	Dark Bronze
MASTIC	352	Deep Cavern
MASTIC	090	Deep Granite
MASTIC	22	Desert Sand
MASTIC	390	English Wedgewood
MASTIC	17	Everest
MASTIC	E6	Glacier Blue*
MASTIC	35	Harbor Gray
MASTIC	IC	Lakeshore Fern
MASTIC	44	Linen
MASTIC	148	Mahogany

Manufacturer	Code	Color
MASTIC	144	Misty Shadow
MASTIC	IF	Montana Suede
MASTIC	N5	Musket Brown
MASTIC	100	Natural Cedar*/Cedar*
MASTIC	156	Natural Slate
MASTIC	146	Newport Bay
MASTIC	52	Pebblestone Clay
MASTIC	IB	Portsmouth Blue
MASTIC	170	Quiet Willow
MASTIC	149	Red Brick
MASTIC	ID	Red Cedar*
MASTIC	353	Rock Harbor
MASTIC	100	Rugged Canyon
MASTIC	290	Russet Red
MASTIC	18	Sage
MASTIC	39	Sandtone
MASTIC	510	Scottish Thistle
MASTIC	02	Silver Grey
MASTIC	ID	Terra Cotta
MASTIC	E7	Timberstone*/Timber*
MASTIC	511	Tuscan Olive
MASTIC	36	Victorian Grey
MASTIC	252	Vineyard Grove
MASTIC	354	Whispering Timber
MASTIC	04	White
MASTIC	A7	Wicker
MASTIC	E4	Woodland Green*
MASTIC	355	Woodland Retreat
MITTEN	No Close Match	Annapolis Blue
MITTEN	No Close Match	Artic Grey
MITTEN	E8	Ash
MITTEN	QL	Aviator Green
MITTEN	PP	Bone
MITTEN	PC	Brownstone
MITTEN	QM	Burnt Orange
MITTEN	No Close Match	Burnt Sienna
MITTEN	RF	Caribou Brown
MITTEN	148	Chestnut Brown
MITTEN	511	Clay
MITTEN	803	Coffee Bean
MITTEN	JE	Cypress
MITTEN	QI	Danish Gold
MITTEN	N5	Eggplant
MITTEN	E7	Farmhouse
MITTEN	36	Flagstone
MITTEN	04M	Frost
MITTEN	QP	Grenadier Green
MITTEN	QY	Gunmetal Grey
MITTEN	FP	Hearthstone
MITTEN	BH	Hemlock
MITTEN	390	Indigo
MITTEN	EZ	Ivory
MITTEN	DDM	Khaki Brown
MITTEN	290	Lighthouse Red

# PLY GEM SHUTTERS | ACCENTS

## COLOR MATRIX

Manufacturer	Code	Color
MITTEN	JD	Lite Maple
MITTEN	ICM	Muskoka Green
MITTEN	NKL	Nickel
MITTEN	QX	Regatta Blue
MITTEN	GJ	Richmond Red
MITTEN	144	Rockaway Grey
MITTEN	QR	Saffron
MITTEN	EI	Sage
MITTEN	JP	Sandalwood
MITTEN	22	Sandcastle
MITTEN	156	Sapphire Blue
MITTEN	FM	Satin Grey
MITTEN	QT	Spring Moss
MITTEN	EA	Stratus
MITTEN	E4M	Timber Bark
NAPCO	260	American Hazelnut
NAPCO	145	Blue Bayou
NAPCO	EX	Canyon Beige
NAPCO	FK	Cape Blue
NAPCO	39	Catalina Sandtone
NAPCO	511	Cordoba Olive
NAPCO	EZ	Country Cream
NAPCO	510	Desert Cactus
NAPCO	144	Evening Shadow
NAPCO	ED	Fieldstone Flint
NAPCO	HL	Heritage Linen
NAPCO	66	Herringbone Mist
NAPCO	IC	Island Palm
NAPCO	02	Lakeshore Gray
NAPCO	PW	Liberty White
NAPCO	53	Monterey Almond
NAPCO	100	Mountain Briarwood
NAPCO	N5	Musket Brown
NAPCO	090	Nantucket Pewter
NAPCO	390	Olde Town Wedgewood
NAPCO	IF	Plantation Teak
NAPCO	22	Rich Mocha
NAPCO	290	Sedona Red
NAPCO	100	Shaded Cedar*
NAPCO	ED	Shaded Gray*
NAPCO	170	Southwest Sagebrook
NAPCO	PC	Stone Clay
NAPCO	254	Sunset Amber
NAPCO	A7	Wheatfield Tan
NORANDEX	EE or 53	Almond
NORANDEX	31	Beige
NORANDEX	BZ	Cactus
NORANDEX	QV	Carbon
NORANDEX	BI	Champagne
NORANDEX	36	Colonial Grey
NORANDEX	30	Cream
NORANDEX	RD	Deep Water
NORANDEX	FN	Dove Gray
NORANDEX	JF	Evergreen



Manufacturer	Code	Color
NORANDEX	BZ	Fern
NORANDEX	290	Firebrick
NORANDEX	390	Geneva Blue
NORANDEX	GI	Granite
NORANDEX	144	Graphite
NORANDEX	J6	Ivy
NORANDEX	QT	Khaki
NORANDEX	HL	Linen
NORANDEX	BQ	Maverick Brown
NORANDEX	52	Mocha
NORANDEX	QN	Musket Brown
NORANDEX	813	Myrtle
NORANDEX	GP	Olive
NORANDEX	C0C	Royal Brown
NORANDEX	100	Russet
NORANDEX	FP	Sand / Tumbleweed
NORANDEX	BF	Sandstone
NORANDEX	BU	Seaport
NORANDEX	52	Sierra
NORANDEX	02	Silver
NORANDEX	EA	Smoke
NORANDEX	T8	Steel Blue
NORANDEX	53	Tan
NORANDEX	63	Tumbleweed
NORANDEX	ND	Wedgewood
NORANDEX	EN	Wheat
NORANDEX	PW	White
NORANDEX	10	Yellow
PLY GEM PERFORMANCE COLLECTION	53	Almond
PLY GEM PERFORMANCE COLLECTION	IG	Alpine Green
PLY GEM PERFORMANCE COLLECTION	39	Autumn Tan
PLY GEM PERFORMANCE COLLECTION	30	Beige
PLY GEM PERFORMANCE COLLECTION	803	Brownstone
PLY GEM PERFORMANCE COLLECTION	812	Brunswick
PLY GEM PERFORMANCE COLLECTION	100	Canyon
PLY GEM PERFORMANCE COLLECTION	E9	Chestnut*
PLY GEM PERFORMANCE COLLECTION	802	Cinnabar
PLY GEM PERFORMANCE COLLECTION	813	Dublin
PLY GEM PERFORMANCE COLLECTION	210	French Silk
PLY GEM PERFORMANCE COLLECTION	090	Granite
PLY GEM PERFORMANCE COLLECTION	E7	Hickory*
PLY GEM PERFORMANCE COLLECTION	814	Iron
PLY GEM PERFORMANCE COLLECTION	31	Ivory
PLY GEM PERFORMANCE COLLECTION	E4	Juniper*
PLY GEM PERFORMANCE COLLECTION	52	Khaki
PLY GEM PERFORMANCE COLLECTION	18	Mist
PLY GEM PERFORMANCE COLLECTION	N5	Musket Brown
PLY GEM PERFORMANCE COLLECTION	35	Nantucket Gray
PLY GEM PERFORMANCE COLLECTION	511	Olive
PLY GEM PERFORMANCE COLLECTION	IB	Patriot Blue
PLY GEM PERFORMANCE COLLECTION	36	Pewter
PLY GEM PERFORMANCE COLLECTION	290	Russet Red
PLY GEM PERFORMANCE COLLECTION	22	Sand
PLY GEM PERFORMANCE COLLECTION	144	Shadow

# PLY GEM SHUTTERS | ACCENTS

## COLOR MATRIX

Manufacturer	Code	Color
PLY GEM PERFORMANCE COLLECTION	17	Slate Blue
PLY GEM PERFORMANCE COLLECTION	E6	Spruce Blue*
PLY GEM PERFORMANCE COLLECTION	02	Stone Gray
PLY GEM PERFORMANCE COLLECTION	IF	Suede
PLY GEM PERFORMANCE COLLECTION	10	Sunrise Yellow
PLY GEM PERFORMANCE COLLECTION	510	Thistle
PLY GEM PERFORMANCE COLLECTION	52	Weathered Ash*
PLY GEM PERFORMANCE COLLECTION	390	Wedgewood
PLY GEM PERFORMANCE COLLECTION	04	White
PLY GEM PERFORMANCE COLLECTION	A7	Wicker
PLY GEM PERFORMANCE COLLECTION	170	Willow
PROVIA	C3	Antique White
PROVIA	170	Aspen
PROVIA	31	Birchwood
PROVIA	254	Camel
PROVIA	100	Canyon
PROVIA	EN	Chateau
PROVIA	PC	Clay
PROVIA	EV	Cream
PROVIA	N5	Deep Brown
PROVIA	FN	Everest
PROVIA	090	Granite
PROVIA	A4	Gray
PROVIA	QU	Harvest Wheat
PROVIA	FK	Hero Blue
PROVIA	HL	Linen
PROVIA	E3	Mocha
PROVIA	No Close Match	Mountain Berry
PROVIA	LY	Nautica
PROVIA	ED	Pewter
PROVIA	511	Prairie
PROVIA	GV	Premium Blue
PROVIA	JE	Sage
PROVIA	22	Sand
PROVIA	JP	Sandalwood
PROVIA	BF	Sandpiper
PROVIA	RD	Sea Slate
PROVIA	S1 or 18	Sienna
PROVIA	JK	Stone
PROVIA	144	Timberline
PROVIA	PW	White
PROVIA	QP	Willow
ROYAL	No Close Match	Blue Spruce*
ROYAL	49	Champagne
ROYAL	BU	Charcoal Gray
ROYAL	GG	Chesapeake Green
ROYAL	EY	Clay
ROYAL	COC	Cocoa
ROYAL	D2	Country Green
ROYAL	JE	Cypress
ROYAL	C3	Driftwood
ROYAL	144	Espresso
ROYAL	510	Flagstone
ROYAL	X4	Gray

Manufacturer	Code	Color
ROYAL	144	Granite
ROYAL	RG	Green
ROYAL	390	Hampton Blue
ROYAL	EA	Harvard Slate
ROYAL	E0	Heather
ROYAL	E9	Highland Cedar*
ROYAL	IA	Honey Oak
ROYAL	IST	Ironstone
ROYAL	HL	Linen
ROYAL	BH	Meadow Green*
ROYAL	T8	Midnight Surf
ROYAL	BK	Mountain Blue
ROYAL	RF	Natural Cedar
ROYAL	52	Pebble Clay
ROYAL	GJ	Red Cedar*
ROYAL	290	Redwood
ROYAL	290	Rustic Red
ROYAL	510	Sage
ROYAL	22	Sand
ROYAL	GM	Shamrock
ROYAL	ET	Soft Maple
ROYAL	BI	Sterling
ROYAL	M0	Sunflower
ROYAL	36	Victorian Gray
ROYAL	EV	Vintage Cream
ROYAL	100	Walnut
ROYAL	WGD	Wedgewood
ROYAL	PW	White
ROYAL	A7	Wicker
ROYAL	10	Yellow
VARIFORM	FQ	Adirondack Oak*
VARIFORM	254	Amber
VARIFORM	BQ	Appalachian Chestnut*
VARIFORM	EX	Autumn Beige
VARIFORM	145	Bayou
VARIFORM	100	Briarwood
VARIFORM	100	Cabin Cedar*
VARIFORM	100	Catskill Maple*
VARIFORM	30	Classic Cream
VARIFORM	090	Coastal Blue
VARIFORM	ED	Cottage Gray*
VARIFORM	63	Delray Sand
VARIFORM	PW	Dover White
VARIFORM	ED	Flint
VARIFORM	No Close Match	Georgian Gray
VARIFORM	260	Hazelnut
VARIFORM	BQ	Hearthstone Brown
VARIFORM	510	Irish Thistle
VARIFORM	090	Ironwood*
VARIFORM	PP	Island Pearl
VARIFORM	IC	Mediterranean Palm
VARIFORM	S7	Mesabi Cherry*
VARIFORM	N5	Musket Brown
VARIFORM	53	Natural Almond

# PLY GEM SHUTTERS | ACCENTS

## COLOR MATRIX

Manufacturer	Code	Color
VARIFORM	PC	Northern Oak
VARIFORM	090	Pewter
VARIFORM	ID	Redwood
VARIFORM	170	Sagebrook
VARIFORM	39	Sandtone
VARIFORM	A7	Sandy Tan
VARIFORM	BK	Savannah Blue
VARIFORM	290	Sedona Red
VARIFORM	170	Sierra Mesquite*
VARIFORM	BI	Silver Mist
VARIFORM	511	Spanish Olive
VARIFORM	PC	Stone Mountain Clay
VARIFORM	090	Sycamore*
VARIFORM	IF	Teak
VARIFORM	144	Twilight Shadow
VARIFORM	390	Wedgewood
VYTEC	30	Antique Ivory
VYTEC	BM	Autumn Ash
VYTEC	E4	Autumn Leaf
VYTEC	10	California Coast
VYTEC	DD	Castle Ridge
VYTEC	PC	Clay
VYTEC	02	Clipper Gray
VYTEC	49	Country Almond
VYTEC	N5	Dark Brown
VYTEC	53	Desert
VYTEC	BI	Driftwood
VYTEC	36	Estate Gray
VYTEC	GM	Forest
VYTEC	156 or RD	Harbor
VYTEC	EP	Horizon Blue
VYTEC	31	Irish Linen
VYTEC	390	Lakeshore Blue
VYTEC	GJ	Redwood
VYTEC	BN	Sage Green
VYTEC	PC	Sand
VYTEC	100	Shoreline
VYTEC	FJ	Sierra Brown
VYTEC	144	Smokestone
VYTEC	EA	Storm
VYTEC	510	Tundra Moss
VYTEC	FN	Twilight Gray
VYTEC	PW	White



## DESCRIPTION & PACKAGING

## COLORS



### 430-02

Solid Panel  
Deep Wood Grain Finish

Cream, Gray, Tan, White

8'0" length 16" exposure  
60.96 lbs. per carton  
18 panels per carton / 192 square feet  
10 cartons per crate



### 432-02

Center Vent Panel  
Basketweave Finish

Cream, Gray, Tan, White

8'0" length 16" exposure  
60.96 lbs. per carton  
18 panels per carton / 192 square feet  
10 cartons per crate

# PARKSIDE® SKIRTING ACCESSORIES

## DESCRIPTION & PACKAGING

## COLORS



### 461

#### Top Back Rail

8'0" length  
59.47 lbs. per carton  
40 pieces per carton / 320 lineal feet

Cream, Gray, Tan,  
White



### 462

#### Hinge Style Top Front Rail

8'0" length  
59.31 lbs. per carton  
40 pieces per carton / 320 lineal feet

Cream, Gray, Tan,  
White

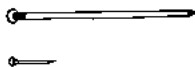


### 463

#### Bottom Rail

8'0" length  
56.78 lbs. per carton  
40 pieces per carton / 320 lineal feet

Cream, Gray, Tan,  
White



### 513

#### Skirting Hardware

250 1" length Attachment Screws and  
125 Ground Spikes per carton

N / A

### 456

#### Hinge Style Trim Pack

108 lbs. per carton  
14 pieces each: Top Back, Front and Bottom Rails  
250 - Screws  
125 - 7" Spikes

Cream, Gray, Tan,  
White

### 457

#### Wind Resistant Trim Pack

107.40 lbs. per carton  
14 pieces each: Top Back, Front and Bottom Rails  
250 - Screws  
125 - 7" Spikes

Cream, Gray, Tan,  
White

[Click here to learn more about our products.](#)

< PREVIOUS PAGE | SPEC GUIDE CONTENTS | NEXT PAGE >






# APPLICATION TOOLS

## DESCRIPTION & PACKAGING

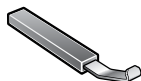
## COLORS



**552**

Snap Lock Punch

N / A



**553**

Unlocking Tool

N / A



**554**

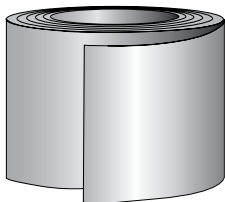
Nail Hole Punch

N / A

# TRIM COIL

## DESCRIPTION & PACKAGING

## COLORS



Premium Smooth Painted

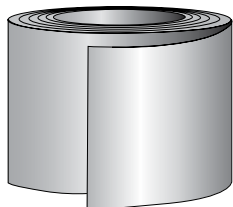
See available colors pages 58-68.

### Description

- 24" coil width
- thickness .019"
- two-coat acrylic smooth finish
- 50' length
- both sides weatherable

### Package Information

1 roll per carton  
24.6 lbs. per carton



Premium PVC Striated

See available colors pages 58-68.

### Description

- 24" coil width
- thickness .019"
- PVC coated-striated finish
- 50' length

### Package Information

1 roll per carton  
26.2 lbs. per carton

[How to cut vinyl siding](#)



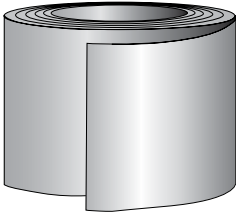
[How to use vinyl siding specialty tools](#)

[Field forming trim sheet](#)



## DESCRIPTION & PACKAGING

## COLORS



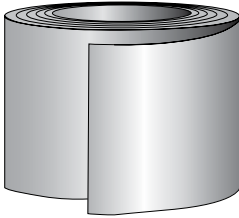
### S24LM Durapro 24" Trim Coil

- Description
- thickness .019"
  - textured satin
  - low-mar finish
  - 50' length

Package Information  
1 roll per carton  
24.5 lbs. per carton

### Standard Colors

White  
Almond  
Black  
Clay  
Dark Bronze  
Musket Brown  
Royal Brown  
Tan  
Window Almond  
Window White



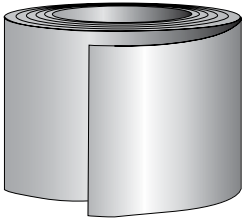
### S24150 Smooth Painted (150')

- Description
- 24" coil width
  - nominal thickness .019"
  - two-coat acrylic smooth finish
  - 150' length
  - both sides weatherable

Package Information  
1 roll/carton  
73 lbs./carton  
24 cartons/skid

### Standard Colors

White  
Window White



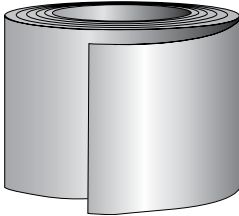
### S24T150 PVC Striated (150')

- Description
- 24" coil width
  - nominal thickness .019"
  - PVC striated finish
  - 150' length

Package Information  
1 roll/carton  
79 lbs./carton  
24 cartons/skid

### Standard Colors

White  
Window White



### S14 Smooth 14" Trim Coil

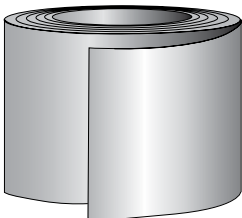
- Description
- thickness .019"
  - two-coat acrylic smooth finish
  - 50' length

Package Information  
1 roll per carton  
14.4 lbs. per carton

### Standard Colors

203 White  
278 Black\*/Musket Brown\*  
376 Black/Royal Brown

\*New Colors



### TS24024 Ultra Gauge Smooth 24" Trim Coil

- Description
- thickness .024"
  - two-coat acrylic smooth finish
  - 50' length


Package Information  
1 roll per carton  
33.2 lbs. per carton

### Standard Colors

213 Royal Brown  
216 Black  
221 Musket Brown  
203 White  
856 Wicker

## DESCRIPTION & PACKAGING

## COLORS



### TS24024T

Ultra Gauge PVC  
24" Trim Coil

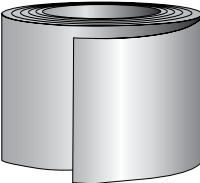
Description

- thickness .024"
- PVC striated finish
- 50' length

Package Information  
1 roll per carton  
35.5 lbs. per carton

#### Standard Colors

221 Musket Brown  
203 White



### EC24

Durabuilt 24" Trim Coil Smooth

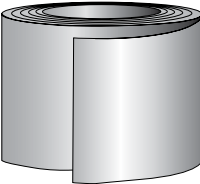
Description

- thickness .018"
- smooth polymer finish
- 50' length

Package Information  
1 roll per carton  
26.2 lbs. per carton

#### Standard Colors

White,  
Black/Musket Brown,  
Black/Royal Brown



### EC24T

Durabuilt 24" Trim Coil PVC

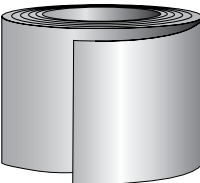
Description

- thickness .018"
- PVC striated finish
- 50' length

Package Information  
1 roll per carton  
24 lbs. per carton

#### Standard Colors

White



### S24W

Woodgrain Embossed

Description

- 24" trim sheet
- Nominal thickness
- 50' length

Package Information  
1 roll per carton  
24 lbs. per carton

#### Standard Colors

White, Black, Dark Bronze,  
Island Pearl, Mocha,  
Monterey Almond, Musket  
Brown, Stone Clay,  
Terratone, Wheatfield Tan

# TRIM COIL COLORS

Please use fandeck to verify customer acceptance

The back of all painted Trim Coil is White unless otherwise noted.

† = Call for Item Number

The back of all PVC Trim Coil has a protective coating only.

Manufacturer	Color	Acrylic	PVC
GEORGIA-PACIFIC	Almond	SPG24 53	SPG24T 53
GEORGIA-PACIFIC	Amber	SPG24 254	SPG24T 254
GEORGIA-PACIFIC	Bayou	SPG24 145	SPG24T 145
GEORGIA-PACIFIC	Beige	SPG24 YP	SPG24T YP
GEORGIA-PACIFIC	Blue	SPG24 YJ	SPG24T YJ
GEORGIA-PACIFIC	Briarwood	SPG24 100	SPG24T 100
GEORGIA-PACIFIC	Brownstone	SPG24 803	SPG24T 803
GEORGIA-PACIFIC	Brunswick	SPG24 812	SPG24T 812
GEORGIA-PACIFIC	Cinnabar	SPG24 802	SPG24T 802
GEORGIA-PACIFIC	Clay	SPG24 A5	SPG24T A5
GEORGIA-PACIFIC	Coastal Blue*	SGI24 YS	N/A
GEORGIA-PACIFIC	Cream	SPG24 30	SPG24T 30
GEORGIA-PACIFIC	Dublin	SPG24 813	SPG24T 813
GEORGIA-PACIFIC	Flint	SPG24 YH	SPG24T YH
GEORGIA-PACIFIC	Gray	SPG24 02	SPG24T 02
GEORGIA-PACIFIC	Hampton Red	SPG24 290	SPG24T 290
GEORGIA-PACIFIC	Hazelnut	SPG24 260	SPG24T 260
GEORGIA-PACIFIC	Hearthstone Brown*	SGI24 275	SGI24T 275
GEORGIA-PACIFIC	Iron	SPG24 814	SPG24T 814
GEORGIA-PACIFIC	Mist	SPG24 C3	SPG24T C3
GEORGIA-PACIFIC	Musket Brown	SGI24 59	SGI24T 59
GEORGIA-PACIFIC	Northern Oak*	SPG24 A5	SPG24T A5
GEORGIA-PACIFIC	Olive	SPG24 511	SPG24T 511
GEORGIA-PACIFIC	Palm	SPG24 IC	SPG24T IC
GEORGIA-PACIFIC	Pearl	SPG24 31	SPG24T 31
GEORGIA-PACIFIC	Pewter	SPG24 090	SPG24T 090
GEORGIA-PACIFIC	Redwood*	SPG24 E9	N/A
GEORGIA-PACIFIC	Sagebrook	SPG24 170	SPG24T 170
GEORGIA-PACIFIC	Shaded Cedar*	SPG24 100	SPG24T 100
GEORGIA-PACIFIC	Shaded Gray*	SPG24 YH	SPG24T YH
GEORGIA-PACIFIC	Shadow	SPG24 144	SPG24T 144
GEORGIA-PACIFIC	Tan	SPG24 A7	SPG24T A7
GEORGIA-PACIFIC	Teak	SPG24 IF	SPG24T IF
GEORGIA-PACIFIC	Thistle	SPG24 510	SPG24T 510
GEORGIA-PACIFIC	Wedgewood	SPG24 390	SPG24T 390
GEORGIA-PACIFIC	White	SPG24 04	SPG24T 04
ALSIDE	Champagne	SAL24 31	SAL24T 31
ALSIDE	Colonial Ivory	SAL24 N5	SAL24T N5
ALSIDE	Glacier White	SAL24 04	SAL24T 04
ALSIDE	Maple	SAL24 R3	SAL24T R3
ALSIDE	Monterey Sand	SAL24 CH	SAL24T CH
ALSIDE	Natural Linen	SAL24 Y6	SAL24T Y6
ALSIDE	Platinum Gray	SAL24 XK	SAL24T XK
ALSIDE	Tuscon Clay	SAL24 52	SAL24T 52
ALSIDE	Vintage Wicker	SAL24 A7	SAL24T A7
ANDERSEN	Autumn Beige	SPG24 YP	SPG24T YP

# TRIM COIL COLORS

Please use fandeck to verify customer acceptance

The back of all painted Trim Coil is White unless otherwise noted.

† = Call for Item Number

The back of all PVC Trim Coil has a protective coating only.

Manufacturer	Color	Acrylic	PVC
ANDERSEN	Canvas	SPG24 31	N/A
ANDERSEN	Cocoa Bean	SGI24 P3	N/A
ANDERSEN	Dark Bronze	SPG24 09	N/A
ANDERSEN	Forest	SGI24 262	SGI24T 262
ANDERSEN	Sandtone (Renewal)	SGI24 A0	N/A
ANDERSEN	Terratone (Renewal)	SPG24 P2	N/A
ANDERSEN	White	SPG24 04	SPG24T 04
CERTAINEED	Arbor Blend*	SWC24 E4	SWC24T E4
CERTAINEED	Autumn Red	SWC24 347	N/A
CERTAINEED	Autumn Yellow	SWC24 AY	SWC24T AY
CERTAINEED	Buckskin	SWC24 BU	SWC24T BU
CERTAINEED	Canyon Blend*	SWC24 WB	N/A
CERTAINEED	Charcoal Gray	SWC24 090	SWC24T 090
CERTAINEED	Colonial White	SWC24 04	SWC24T 04
CERTAINEED	Cypress	SWC24 K2	SWC24T K2
CERTAINEED	Desert Tan	SWC24 R3	SWC24T R3
CERTAINEED	Flagstone	SWC24 RA	SWC24T RA
CERTAINEED	Forest	SWC24 346	N/A
CERTAINEED	Frontier Blend*	SWC24 E3	N/A
CERTAINEED	Glacier Blend*	SWC24 A4	N/A
CERTAINEED	Granite Gray	SWC24 35	SWC24T 35
CERTAINEED	Green Tea	SWC24 344	N/A
CERTAINEED	Hearthstone	SWC24 348	N/A
CERTAINEED	Heritage Cream	SWC24 A9	SWC24T A9
CERTAINEED	Herringbone	SWC24 C3	SWC24T C3
CERTAINEED	Ivy Green	SWC24 T6	SWC24T T6
CERTAINEED	Light Maple	SWC24 N5	SWC24T N5
CERTAINEED	Linen	SWC24 K6	N/A
CERTAINEED	Meadow Blend*	SWC24 276	SWC24T 276
CERTAINEED	Natural Clay	SWC24 A5	SWC24T A5
CERTAINEED	Oxford Blue	SWC24 A6	SWC24T A6
CERTAINEED	Pacific Blue	SWC24 T8	SWC24T T8
CERTAINEED	Sable Brown	SWC24 T7	SWC24T T7
CERTAINEED	Sandpiper	SWC24 AS	N/A
CERTAINEED	Sandstone Beige	SWC24 HG	SWC24T HG
CERTAINEED	Savannah Wicker	SWC24 A7	SWC24T A7
CERTAINEED	Seagrass	SWC24 510	N/A
CERTAINEED	Silver Ash	SWC24 S5	SWC24T S5
CERTAINEED	Snow	SWC24 04	SWC24T 04
CERTAINEED	Spruce	SWC24 345	N/A
CERTAINEED	Sterling Gray	SWC24 A4	SWC24T A4
CERTAINEED	Suede	SWC24 AT	N/A
CERTAINEED	Terra Cotta	SWC24 ID	SWC24T ID
CERTAINEED	Timber Blend*	SWC24 A5	N/A
CERTAINEED	Warm Sand	SWC24 C1	SWC24T C1
CERTAINEED	Weathered Blend*	SGI24 275	SGI24T 275

# TRIM COIL COLORS

Please use fandeck to verify customer acceptance

The back of all painted Trim Coil is White unless otherwise noted.

† = Call for Item Number

The back of all PVC Trim Coil has a protective coating only.

Manufacturer	Color	Acrylic	PVC
EXTERIOR PORTFOLIO	Aspen White	SCR24 04	SCR24T 04
EXTERIOR PORTFOLIO	Bone	SCR24 C3	SCR24T C3
EXTERIOR PORTFOLIO	Canyon	SCR24 IF	SCR24T IF
EXTERIOR PORTFOLIO	Carbon	SCR24 866	SCR24T 866
EXTERIOR PORTFOLIO	Clay	SCR24 CT	SCR24T CT
EXTERIOR PORTFOLIO	Country Beige	SCR24 CH	SCR24T CH
EXTERIOR PORTFOLIO	Cypress	SCR24 DS	SCR24T DS
EXTERIOR PORTFOLIO	Driftwood	SCR24 CZ	SCR24T CZ
EXTERIOR PORTFOLIO	Espresso	SCR24 711	SCR24T 711
EXTERIOR PORTFOLIO	Graphite	SCR24 DK	SCR24T DK
EXTERIOR PORTFOLIO	Greystone	SCR24 CJ	SCR24T CJ
EXTERIOR PORTFOLIO	Harbor Blue	SCR24 CI	SCR24T CI
EXTERIOR PORTFOLIO	Hillsdale Green	SCR24 170	SCR24T 170
EXTERIOR PORTFOLIO	Honey Oak	SCR24 BU	SCR24T BU
EXTERIOR PORTFOLIO	Indigo	SCR24 865	SCR24T 865
EXTERIOR PORTFOLIO	Lighthouse Red	SCR24 DN	SCR24T DN
EXTERIOR PORTFOLIO	Metropolitan Grey	SCR24 090	SCR24T 090
EXTERIOR PORTFOLIO	Mocha	SCR24 22	SCR24T 22
EXTERIOR PORTFOLIO	Nantucket	SCR24 868	SCR24T 868
EXTERIOR PORTFOLIO	Nutmeg	SCR24 ID	SCR24T ID
EXTERIOR PORTFOLIO	Oceanside	SCR24 RA	SCR24T RA
EXTERIOR PORTFOLIO	Olive	SCR24 IC	SCR24T IC
EXTERIOR PORTFOLIO	Pearl	SCR24 CU	SCR24T CU
EXTERIOR PORTFOLIO	Peppercorn	SCR24 869	SCR24T 869
EXTERIOR PORTFOLIO	Polaris	SCR24 867	SCR24T 867
EXTERIOR PORTFOLIO	Regatta	SCR24 DM	SCR24T DM
EXTERIOR PORTFOLIO	Rye	SCR24 CW	SCR24T CW
EXTERIOR PORTFOLIO	Saddle	SCR24 39	SCR24T 39
EXTERIOR PORTFOLIO	Slate	SCR24 DF	SCR24T DF
EXTERIOR PORTFOLIO	Wheat	SCR24 DT	SCR24T DT
GENERAL INDUSTRY	Antique Ivory	SGI24 224	N/A
GENERAL INDUSTRY	Black	SGI24 33	SGI24T 33
GENERAL INDUSTRY	Black/Musket Brown	SGI24 BM	N/A
GENERAL INDUSTRY	Black/Royal Brown	SGI24 BR	N/A
GENERAL INDUSTRY	Black/Window White	SGI24 33	N/A
GENERAL INDUSTRY	Brandy	SGI24 YR	N/A
GENERAL INDUSTRY	Carey Tan	SGI24 225	N/A
GENERAL INDUSTRY	Cocoa Bean	SGI24 P3	N/A
GENERAL INDUSTRY	Copper Penny	SGI24 135	N/A
GENERAL INDUSTRY	Cranberry	SGI24 223	N/A
GENERAL INDUSTRY	Dark Bronze	SGI24 JS	SGI24T JS
GENERAL INDUSTRY	Dark Bronze/Window White	SGI24 JS	N/A
GENERAL INDUSTRY	Evening Gray	SGI24 YS	N/A
GENERAL INDUSTRY	Forest	SGI24 70	SGI24T 70
GENERAL INDUSTRY	Grecian Green	SGI24 262	SGI24T 262
GENERAL INDUSTRY	Harbour	N/A	SGI24T YV

# TRIM COIL COLORS

Please use fandeck to verify customer acceptance

The back of all painted Trim Coil is White unless otherwise noted.

The back of all PVC Trim Coil has a protective coating only.

† = Call for Item Number

Manufacturer	Color	Acrylic	PVC
GENERAL INDUSTRY	Imperial Brown	SGI24 226	N/A
GENERAL INDUSTRY	London Brown	SGI24 JN	SGI24T JN
GENERAL INDUSTRY	Musket Brown	SGI24 59	SGI24T 59
GENERAL INDUSTRY	Norwegian Wood	SGI24 A0	SGI24T A0
GENERAL INDUSTRY	Pearl Gray	SGI24 227	N/A
GENERAL INDUSTRY	Royal Brown	SGI24 62	SGI24T 62
GENERAL INDUSTRY	Sandalwood	SGI24 39	N/A
GENERAL INDUSTRY	Scotch Pine	SGI24 DP	N/A
GENERAL INDUSTRY	Terra Cotta	SGI24 ID	SGI24T ID
GENERAL INDUSTRY	Terratone	SGI24 34	SGI24T 34
GENERAL INDUSTRY	Tuxedo Gray	SGI24 228	SGI24T 228
GENERAL INDUSTRY	Wine	N/A	SGI24T YW
GENERAL WINDOWS	Win. White/Win. White	SGI24T 274	SGI24T 274
GENERAL WINDOWS	Win. Almond/Win. White	SGI24 276	SGI24T 276
GENERAL WINDOWS	Win. Brown/Win. White	SGI24T 275	SGI24T 275
JAMES HARDIE	Aged Pewter	SJH24 643	N/A
JAMES HARDIE	Alpine Frost	SJH24 44	SJH24T 44
JAMES HARDIE	Arctic White	SJH24 04	SJH24T 04
JAMES HARDIE	Autumn Tan	SJH24 620	SJH24T 620
JAMES HARDIE	Boothbay Blue	SJH24 390	SJH24T 390
JAMES HARDIE	Chestnut Brown	SJH24 621	N/A
JAMES HARDIE	Cobble Stone	SJH24 C3	SJH24T C3
JAMES HARDIE	Countrylane Red	SJH24 622	N/A
JAMES HARDIE	Deep Ocean	SJH24 627	N/A
JAMES HARDIE	Evening Blue	SJH24 623	SJH24T 623
JAMES HARDIE	Gray Slate	SJH24 628	N/A
JAMES HARDIE	Heathered Moss	SJH24 573	SJH24T 573
JAMES HARDIE	Iron Gray	SJH24 624	N/A
JAMES HARDIE	Khaki Brown	SJH24 625	SJH24T 625
JAMES HARDIE	Light Mist	SJH24 02	SJH24T 02
JAMES HARDIE	Monterey Taupe	SJH24 A5	SJH24T A5
JAMES HARDIE	Mountain Sage	SJH24 IC	SJH24T IC
JAMES HARDIE	Navajo Beige	SJH24 53	SJH24T 53
JAMES HARDIE	Night Gray	SJH24 629	N/A
JAMES HARDIE	Pearl Gray	SJH24 36	SJH24T 36
JAMES HARDIE	Rich Espresso	SJH24 644	N/A
JAMES HARDIE	Sail Cloth	SJH24 A8	SJH24T A8
JAMES HARDIE	Sandstone Beige	SJH24 276	SJH24T 276
JAMES HARDIE	Timber Bark	SJH24 626	SJH24T 626
JAMES HARDIE	Traditional Red	SJH24 T2	SJH24T T2
JAMES HARDIE	Woodland Cream	SJH24 A9	SJH24T A9
JAMES HARDIE	Woodstock Brown	SJH24 581	SJH24T 581
KP/ABTCO	Almond	SKP24 LH	SKP24T LH
KP/ABTCO	Barn Red	SKP24 DN	SKP24T DN
KP/ABTCO	Camel	SKP24 210	SKP24T 210
KP/ABTCO	Canvas	SKP24 CW	SKP24T CW

# TRIM COIL COLORS

Please use fandeck to verify customer acceptance

The back of all painted Trim Coil is White unless otherwise noted.

† = Call for Item Number

The back of all PVC Trim Coil has a protective coating only.

Manufacturer	Color	Acrylic	PVC
KP/ABTCO	Classic Linen	SKP24 L1	SKP24T L1
KP/ABTCO	Clay	SKP24 A5	SKP24T A5
KP/ABTCO	Dusk	SKP24 E4	N/A
KP/ABTCO	Forest	SKP24 IG	SKP24T IG
KP/ABTCO	Graphite	SKP24 090	SKP24T 090
KP/ABTCO	Heritage Gray	SKP24 LT	SKP24T LT
KP/ABTCO	Heron	SKP24 17	SKP24T 17
KP/ABTCO	Khaki	SKP24 LM	SKP24T LM
KP/ABTCO	Mahogany	SKP24 148	SKP24T 148
KP/ABTCO	Ocean	SKP24 T8	SKP24T T8
KP/ABTCO	Prairie Wheat*	SKP24 A9	SKP24T A9
KP/ABTCO	Putty	SKP24 53	SKP24T 53
KP/ABTCO	Sage	SKP24 K2	SKP24T K2
KP/ABTCO	Sandstone	SKP24 LU	SKP24T LU
KP/ABTCO	Slate	SKP24 YH	SKP24T YH
KP/ABTCO	Smoke	SKP24 160	N/A
KP/ABTCO	Spice	SKP24 ID	SKP24T ID
KP/ABTCO	Suede	SKP24 100	SKP24T 100
KP/ABTCO	Tan	SGI24 39	SGI24T 39
KP/ABTCO	White	SKP24 04	SKP24T 04
MARVIN	Bronze	SGI24 JS/274	N/A
MARVIN	Desert Beige	SPG24 22	N/A
MARVIN	French Vanilla	SPG24 591	N/A
MARVIN	Stone White	SPG24 04	SPG24T 04
MASTIC	Almond	SPG24 A7	SPG24T A7
MASTIC	Autumn Harvest	SPG24 251	SPG24T 251
MASTIC	Brandy Wood	SPG24 147	SPG24T 147
MASTIC	Brick Red	SPG24 149	SPG24T 149
MASTIC	Bronze	SPG24 09	N/A
MASTIC	Cameo	SPG24 31	SPG24T 31
MASTIC	Charcoal Gray	SPG24 80	N/A
MASTIC	Classic Cream	SPG24 30	SPG24T 30
MASTIC	Corn Silk	SPG24 210	SPG24T 210
MASTIC	Deep Granite	SPG24 090	SPG24T 090
MASTIC	Desert Sand	SPG24 22	SPG24T 22
MASTIC	English Wedgewood	SPG24 390	SPG24T 390
MASTIC	Everest	SPG24 17	SPG24T 17
MASTIC	Evergreen	SGI24 70	SGI24T 70
MASTIC	Harbor Grey	SPG24 35	SPG24T 35
MASTIC	Lakeshore Fern	SPG24 IC	SPG24T IC
MASTIC	Linen	SPG24 44	SPG24T 44
MASTIC	Mahogany	SPG24 148	SPG24T 148
MASTIC	Misty Shadow	SPG24 144	SPG24T 144
MASTIC	Montana Suede	SPG24 IF	SPG24T IF
MASTIC	Musket Brown	SGI24 59	SGI24T 59



# TRIM COIL COLORS

Please use fandeck to verify customer acceptance

The back of all painted Trim Coil is White unless otherwise noted.

† = Call for Item Number

The back of all PVC Trim Coil has a protective coating only.

Manufacturer	Color	Acrylic	PVC
MASTIC	Natural Slate	SPG24 156	SPG24T 156
MASTIC	Newport Bay	SPG24 146	SPG24T 146
MASTIC	Pebblestone Clay	SPG24 52	SPG24T 52
MASTIC	Portsmouth Blue	SPG24 1B	SPG24T 1B
MASTIC	Quiet Willow	SPG24 170	SPG24T 170
MASTIC	Rugged Canyon	SPG24 100	SPG24T 100
MASTIC	Russet Red	SPG24 290	SPG24T 290
MASTIC	Sandtone	SPG24 39	SPG24T 39
MASTIC	Scottish Thistle	SPG24 510	SPG24T 510
MASTIC	Silver Grey	SPG24 02	SPG24T 02
MASTIC	Terra Bronze	SGI24 34	SGI24T 34
MASTIC	Terra Cotta	SGI24 ID	SGI24T ID
MASTIC	Tuscan Olive	SPG24 511	SPG24T 511
MASTIC	Victorian Grey	SPG24 36	SPG24T 36
MASTIC	Vineyard Grove	SPG24 252	SPG24T 252
MASTIC	White	SPG24 04	SPG24T 04
MASTIC	Wicker	SPG24 A7	SPG24T A7
MASTIC	Woodland Green*	SPG24 E4	N/A
MITTEN	Annapolis Blue	SMN24 T8	SMN24T T8
MITTEN	Bone	SMN24 NE	SMN24T NE
MITTEN	Brownstone	SMN24 CT	SMN24T CT
MITTEN	Chestnut Brown	SMN24 148	SMN24T 148
MITTEN	Clay	SMN24 A5	SMN24T A5
MITTEN	Cypress	SMN24 573	SMN24T 573
MITTEN	Dark Bronze	SMN24 JS	SMN24T JS
MITTEN	Flagstone	SMN24 585	SMN24T 585
MITTEN	Frost	SMN24 04	SMN24T 04
MITTEN	Grenadier Green	SMN24 IC	SMN24T IC
MITTEN	Gunmetal Grey	SMN24 JS	SMN24T JS
MITTEN	Hearthstone	SMN24 A7	SMN24T A7
MITTEN	Ivory	SMN24 30	SMN24T 30
MITTEN	Khaki Brown	SMN24 100	SMN24T 100
MITTEN	Lite Maple	SMN24 39	SMN24T 39
MITTEN	Rockaway Grey	SMN24 555	SMN24T 555
MITTEN	Sandcastle	SMN24 22	SMN24T 22
MITTEN	Spring Moss	SMN24 581	SMN24T 581
MITTEN	Stratus	SMN24 583	SMN24T 583
MITTEN	Timber Bark	SMN24 626	SMN24T 626
MITTEN	White	SMN24 04	SMN24T 04
NORANDEX	Almond	SNX24 53	SNX24T 53
NORANDEX	Beige	SNX24 31	SNX24T 31
NORANDEX	Cactus	SNX24 N20	SNX24T N20
NORANDEX	Champagne	SNX24 C3	SNX24T C3
NORANDEX	Cobblestone	SNX24 N21	SNX24T N21
NORANDEX	Cream	SNX24 30	SNX24T 30
NORANDEX	Dune	SNX24 N5	SNX24T N5

# TRIM COIL COLORS

Please use fandeck to verify customer acceptance

The back of all painted Trim Coil is White unless otherwise noted.

† = Call for Item Number

The back of all PVC Trim Coil has a protective coating only.

Manufacturer	Color	Acrylic	PVC
NORANDEX	Evergreen	SNX24 N32	SNX24T N32
NORANDEX	Fern	SNX24 N27	SNX24T N27
NORANDEX	Firebrick	SNX24 DN	SNX24T DN
NORANDEX	Granite	SNX24 N23	SNX24T N23
NORANDEX	Graphite	SNX24 555	SNX24T 555
NORANDEX	Hazel	SNX24 N30	SNX24T N30
NORANDEX	Ivy	SNX24 N31	SNX24T N31
NORANDEX	Khaki	SNX24 581	SNX24T 581
NORANDEX	Linen	SNX24 YT	SNX24T YT
NORANDEX	Maverick Brown	SNX24 T7	SNX24T T7
NORANDEX	Mocha	SNX24 100	SNX24T 100
NORANDEX	Olive	SNX24 N26	SNX24T N26
NORANDEX	Russet	SNX24 N29	SNX24T N29
NORANDEX	Saddle	SNX24 N33	SNX24T N33
NORANDEX	Sand	SNX24 LU	SNX24T LU
NORANDEX	Sandstone	SNX24 A7	SNX24T A7
NORANDEX	Seaport	SNX24 RA	SNX24T RA
NORANDEX	Sierra	SNX24 CT	SNX24 CT
NORANDEX	Silver	SNX24 02	SNX24 02
NORANDEX	Smoke	SNX24 CJ	SNX24T CJ
NORANDEX	Steel Blue	SNX24 N25	SNX24T N25
NORANDEX	Tan	SNX24 R3	SNX24T R3
NORANDEX	Tumbleweed	SNX24 625	SNX24T 625
NORANDEX	Wedgewood	SNX24 N28	SNX24T N28
NORANDEX	Wheat	SNX24 N22	SNX24T N22
NORANDEX	White	SNX24 04	SNX24T 04
NORANDEX	Yellow	SNX24 AY	SNX24T AY
PELLA	Black/Window White	SGI24 33/274	N/A
PELLA	Brown	SGI24 JS	N/A
PELLA	Poplar White	SGI24 PP	N/A
PELLA	Putty	SGI24 PQ	N/A
PELLA	Tan	SGI24 PT	N/A
PROVIA	Antique White	SHL24 L1	SHL24T L1
PROVIA	Aspen	SHL24 170	SHL24T 170
PROVIA	Birchwood	SHL24 HG	SHL24T HG
PROVIA	Camel	SHL24 GK	N/A
PROVIA	Canyon	SHL24 100	SHL24T 100
PROVIA	Chateau	SHL24 39	SHL24T 39
PROVIA	Clay	SHL24 A5	SHL24T A5
PROVIA	Cream	SHL24 A9	SHL24T A9
PROVIA	Granite	SHL24 090	SHL24T 090
PROVIA	Gray	SHL24 YB	SHL24T YB
PROVIA	Linen	SHL24 YT	SHL24T YT
PROVIA	Mist	SHL24 K6	SHL24T K6
PROVIA	Mountain Berry	SHL24 T2	SHL24T T2

# TRIM COIL COLORS

Please use fandeck to verify customer acceptance

The back of all painted Trim Coil is White unless otherwise noted.

The back of all PVC Trim Coil has a protective coating only.

† = Call for Item Number

Manufacturer	Color	Acrylic	PVC
PROVIA	Mocha	SHL24 E3	N/A
PROVIA	Pewter	SHL24 YH	SHL24T YH
PROVIA	Prairie	SHL24 K5	N/A
PROVIA	Sage	SHL24 K2	SHL24T K2
PROVIA	Sand	SHL24 22	SHL24T 22
PROVIA	Sandalwood	SHL24 H8	SHL24T H8
PROVIA	Sienna	SHL24 K7	SHL24T K7
PROVIA	Stone	SHL24 160	N/A
PROVIA	White	SHL24 04	SHL24T 04
PLY GEM	Adobe Clay (vinyl)	SPG24 A5	N/A
PLY GEM	Almond	SCR24 CH	N/A
PLY GEM	Beige (vinyl)	SCR24 CH	N/A
PLY GEM	Black/Window White	SGI24 33/274	N/A
PLY GEM	Bronze	SPG24 09	N/A
PLY GEM	Camel/Beige	SGI24 WY	SGI24T WY
PLY GEM	Clay	SGI24 62	SGI24T 62
PLY GEM	Cottage Red	SPG24 755	N/A
PLY GEM	Earthtone	SGI24 WU	SGI24T WW
PLY GEM	Ivory	SPG24 30	N/A
PLY GEM	Sandalwood	SGI24 276	SGI24T 276
PLY GEM	Southern Cypress	SPG24 573	SPG24T 573
PLY GEM	White	SPG24 04	SPG24T 04
ROYAL	Bark	SRL24 711	SRL24T 711
ROYAL	Blue Grey	SRL24 H2	SRL24T H2
ROYAL	Brownstone	SRL24 CT	SRL24T CT
ROYAL	Cocoa	SRL24 62	SRL24T 62
ROYAL	Cypress	SRL24 K2	SRL24T K2
ROYAL	Flagstone	SRL24 510	SRL24T 510
ROYAL	Granite	SRL24 34	SRL24T 34
ROYAL	Harvard Slate	SRL24 XJ	SRL24T XJ
ROYAL	Heather	SRL24 XK	SRL24T XK
ROYAL	Heritage Blue	SRL24 XL	N/A
ROYAL	Ironstone	SRL24 228	N/A
ROYAL	Linen	SRL24 Y6	SRL24T Y6
ROYAL	Marine Blue	SRL24 865	SRL24T 865
ROYAL	Midnight Surf	SRL24 T8	SRL24T T8
ROYAL	Natural Cedar	SRL24 XM	N/A
ROYAL	Pebble Clay	SRL24 52	SRL24T 52
ROYAL	Redwood	SRL24 290	SRL24T 290
ROYAL	Sable	SRL24 BU	SRL24T BU
ROYAL	Sand	SRL24 22	SRL24T 22
ROYAL	Shamrock	SRL24 IG	SRL24T IG
ROYAL	Soft Maple	SRL24 N5	SRL24T N5
ROYAL	Sterling	SRL24 XK	SRL24T XK
ROYAL	Storm	SRL24 RA	SRL24T RA

# TRIM COIL COLORS

Please use fandeck to verify customer acceptance

The back of all painted Trim Coil is White unless otherwise noted.

† = Call for Item Number

The back of all PVC Trim Coil has a protective coating only.

Manufacturer	Color	Acrylic	PVC
ROYAL	Toasted Almond	SRL24 IF	SRL24T IF
ROYAL	Tree Moss	SRL24 170	SRL24T 170
ROYAL	Vintage Cream	SRL24 A9	SRL24T A9
ROYAL	Walnut	SRL24 100	SRL24T 100
ROYAL	Weathered Gray	SRL24 225	N/A
ROYAL	Wedgewood	SRL24 D9	SRL24T D9
ROYAL	White	SRL24 04	SRL24T 04
ROYAL	Wicker	SRL24 A7	SRL24T A7
SIMONTON	Driftwood	SGI24 276	SGI24T 276
SIMONTON	Tan	SGI24 276	SGI24T 276
SIMONTON	White	SPG24 04	SPG24T 04
VARIFORM	Amber	SPG24 254	SPG24T 254
VARIFORM	Antique Cinnabar	SPG24 802	SPG24T 802
VARIFORM	Autumn Beige	SPG24 YP	SPG24T YP
VARIFORM	Bayou	SPG24 145	SPG24T 145
VARIFORM	Briarwood	SPG24 100	SPG24T 100
VARIFORM	Cabin Cedar*	SPG24 100	SPG24T 100
VARIFORM	Century Brownstone	SPG24 803	SPG24T 803
VARIFORM	Classic Cream	SPG24 30	SPG24T 30
VARIFORM	Coastal Blue	SGI24 YS	N/A
VARIFORM	Cottage Gray	SPG24 YH	SPG24T YH
VARIFORM	Deep Brunswick	SPG24 812	SPG24T 812
VARIFORM	Dover White	SPG24 04	SPG24T 04
VARIFORM	Flint	SPG24 YH	SPG24T YH
VARIFORM	Georgian Gray	SPG24 02	SPG24T 02
VARIFORM	Hazelnut	SGI24 59	SGI24T 59
VARIFORM	Heritage Linen	SPG24 Y6	SPG24T Y6
VARIFORM	Hearthstone Brown	SGI24 275	SGI24T 275
VARIFORM	Irish Thistle	SPG24 510	SPG24T 510
VARIFORM	Island Pearl	SPG24 31	SPG24T 31
VARIFORM	Mediterranean Palm	SPG24 IC	SPG24T IC
VARIFORM	Musket Brown	SGI24 59	SGI24T 59
VARIFORM	Natural Almond	SPG24 53	SPG24T 53
VARIFORM	Northern Oak	SPG24 A5	SPG24T A5
VARIFORM	Old Dublin	SPG24 813	SPG24T 813
VARIFORM	Pewter	SPG24 090	SPG24T 090
VARIFORM	Redwood	SPG24 E9	N/A
VARIFORM	Rich Mocha	SPG24 22	SPG24T 22
VARIFORM	Sagebrook	SPG24 170	SPG24T 170
VARIFORM	Sandtone	SPG24 39	SPG24T 39
VARIFORM	Sandy Tan	SPG24 A7	SPG24T A7
VARIFORM	Savannah Blue	SPG24 YJ	SPG24T YJ
VARIFORM	Sedona Red	SPG24 290	SPG24T 290
VARIFORM	Silver Mist	SPG24 C3	SPG24T C3
VARIFORM	Southern Cypress	SPG24 573	SPG24T 573
VARIFORM	Spanish Olive	SPG24 511	SPG24T 511

# TRIM COIL COLORS

Please use fandeck to verify customer acceptance

The back of all painted Trim Coil is White unless otherwise noted.

† = Call for Item Number

The back of all PVC Trim Coil has a protective coating only.

Manufacturer	Color	Acrylic	PVC
VARIFORM	Stone Mountain Clay	SPG24 A5	SPG24T A5
VARIFORM	Teak	SPG24 IF	SPG24T IF
VARIFORM	Twilight Shadow	SPG24 144	SPG24T 144
VARIFORM	Urban Iron	SPG24 814	SPG24T 814
VARIFORM	Wedgewood	SPG24 390	SPG24T 390
VYTEC	Antique Ivory	SVY24 30	SVY24T 30
VYTEC	Autumn Ash	SVY24 S5	SVY24T S5
VYTEC	Canyon Ridge	SVY24 100	SVY24T 100
VYTEC	Castle Stone	SVY24 CJ	SVY24T CJ
VYTEC	Estate Gray	SVY24 NW	SVY24T NW
VYTEC	Forest	SVY24 575	N/A
VYTEC	Harbour	SVY24 DF	SVY24T DF
VYTEC	Irish Linen	SVY24 NE	SVY24T NE
VYTEC	Lakeshore Blue	SVY24 IB	SVY24T IB
VYTEC	Maplewood	SVY24 N5	SVY24T N5
VYTEC	Redwood	SVY24 DN	SVY24T DN
VYTEC	Rustic Clay	SVY24 CT	SVY24T CT
VYTEC	Shoreline	SVY24 IF	SVY24T IF
VYTEC	Sierra Brown	SGI24 59	SGI24T 59
VYTEC	Smokestone	SVY24 DK	SVY24T DK
VYTEC	Spring Meadow	SVY24 577	N/A
VYTEC	Tundra Moss	SVY24 579	N/A
VYTEC	Twilight Gray	SVY24 NW	SVY24T NW
VYTEC	White	SVY24 04	SVY24T 04

# WINDOW COLORS

Manufacturer	Color	Acrylic	PVC
ANDERSEN	Autumn Beige	SPG24 YP	SPG24T YP
ANDERSEN	Canvas	SPG24 31	N/A
ANDERSEN	Cocoa Bean	SGI24 P3	N/A
ANDERSEN	Dark Bronze	SPG24 09	N/A
ANDERSEN	Forest	SGI24 262	SGI24T 262
ANDERSEN	Sandtone (Renewal)	SGI24 A0	N/A
ANDERSEN	Terratone (Renewal)	SPG24 P2	N/A
ANDERSEN	White	SPG24 04	SPG24T 04
GENERAL WINDOWS	Win. White/Win. White	SGI24T 274	SGI24T 274
GENERAL WINDOWS	Win. Almond/Win. White	SGI24 276	SGI24T 276
GENERAL WINDOWS	Win. Brown/Win. White	SGI24T 275	SGI24T 275
MARVIN	Bronze	SGI24 JS/274	N/A
MARVIN	Desert Beige	SPG24 22	N/A
MARVIN	French Vanilla	SPG24 591	N/A
MARVIN	Stone White	SPG24 04	SPG24T 04
PELLA	Black/Window White	SGI24 33/274	N/A
PELLA	Brown	SGI24 JS	N/A
PELLA	Poplar White	SGI24 PP	N/A
PELLA	Putty	SGI24 PQ	N/A
PELLA	Tan	SGI24 PT	N/A
PLY GEM	Adobe Clay (vinyl)	SPG24 A5	N/A
PLY GEM	Almond	SCR24 CH	N/A
PLY GEM	Beige (vinyl)	SCR24 CH	N/A
PLY GEM	Black/Window White	SGI24 33/274	N/A
PLY GEM	Bronze	SPG24 09	N/A
PLY GEM	Camel/Beige	SGI24 WY	SGI24T WY
PLY GEM	Clay	SGI24 62	SGI24T 62
PLY GEM	Cottage Red	SPG24 755	N/A
PLY GEM	Earthtone	SGI24 WU	SGI24T WW
PLY GEM	Ivory	SPG24 30	N/A
PLY GEM	Sandalwood	SGI24 276	SGI24T 276
PLY GEM	Southern Cypress	SPG24 573	SPG24T 573
PLY GEM	White	SPG24 04	SPG24T 04
SIMONTON	Driftwood	SGI24 276	SGI24T 276
SIMONTON	Tan	SGI24 276	SGI24T 276
SIMONTON	White	SPG24 04	SPG24T 04



# ALUMINUM SOFFIT

## DESCRIPTION & PACKAGING

## COLORS



### SAS12219

Commercial Solid D6

*3/8" J-Channel Recommended*

12'0" length  
Nominal thickness 0.019"  
76 lbs. per carton  
20 pieces per carton /  
240 square feet

**OLD NO: 36780**

Almond, Black,  
Clay, Dark  
Bronze, Gray,  
Musket Brown,  
Royal Brown,  
Tan, Terratone,  
White



### LFAS12219

Commercial Vented D6

*3/8" J-Channel Recommended*

12'0" length  
Nominal thickness 0.019"  
76 lbs. per carton  
20 pieces per carton / 240 square feet  
Ventilation – 10.6 square inches /  
square feet

**OLD NO: 36781**



### SAS12216

Durabuilt Solid D6

*3/8" J-Channel Recommended*

12'0" length  
Nominal thickness 0.016"  
67 lbs. per carton  
20 pieces per carton /  
240 square feet

**OLD NO: 36782**

Almond, Clay,  
Gray,  
Musket Brown,  
Royal Brown,  
Tan, Terratone,  
White



### LFAS12216

Durabuilt Vented D6

*3/8" J-Channel Recommended*

12'0" length  
Nominal thickness 0.016"  
67 lbs. per carton  
20 pieces per carton /  
240 square feet  
Ventilation – 10.6 square  
inches / square feet

**OLD NO: 36783**



### SAS12319

Commercial T4 Solid

*3/8" J-Channel Recommended*

12'0" length  
Nominal thickness 0.019"  
77.7 lbs. per carton  
20 pieces per carton /  
240 square feet

Almond, Beige, Black,  
Briarwood, Clay,  
Cream, Dark Bronze,  
Flint, Forest, Gray,  
Hampton Red\*, Mist,  
Musket Brown, Olive\*,  
Pearl, Royal Brown,  
Tan, Teak, Terratone,  
Thistle\*, White

**OLD NO: 36694**

\*Expanded Color Offering



# ALUMINUM SOFFIT

## DESCRIPTION & PACKAGING

## COLORS



### LCAS12319

Commercial T4

Center Vented

*3/8" J-Channel Recommended*

12'0" length

Nominal thickness 0.019"

77.7 lbs. per carton

20 panels per carton /


240 square feet

Ventilation – 4.4 square inches /

square feet Two coat acrylic finish

**OLD NO: 36695**

Almond, Beige, Black, Briarwood, Clay, Cream, Dark Bronze, Flint, Forest, Gray, Hampton Red\*, Mist, Musket Brown, Olive\*, Pearl, Royal Brown, Tan, Teak, Terratone, Thistle\*, White



### LFAS12319

Commercial T4 Triple Vented

*3/8" J-Channel Recommended*

12'0" length

Nominal thickness 0.019"

77.7 lbs. per carton

20 panels per carton / 240 square feet

Ventilation – 13.2 square inches /

square feet

Two coat acrylic finish

**OLD NO: 36696**



### SAS12316

Durabuilt T4 Solid

*3/8" J-Channel Recommended*

12'0" length / Nominal Thickness 0.016"

68 lbs. per carton

20 panels per carton / 240square feet

Two coat acrylic finish

**OLD NO: 36687**



### LCAS12316

Durabuilt T4 Center Vented

*3/8" J-Channel Recommended*

12'0" length

Nominal Thickness 0.016"

68 lbs. per carton

20 panels per carton /

240 square feet


Ventilation – 4.4 square inches /

square feet

Two coat acrylic finish

**OLD NO: 36688**

Almond, Beige, Black, Briarwood, Clay, Cream, Dark Bronze, Flint, Forest, Gray, Hampton Red\*, Mist, Musket Brown, Norwegian Wood, Pearl, Royal Brown, Tan, Teak, Terratone, White



### LFAS12316

Durabuilt T4 Triple Vented

*3/8" J-Channel Recommended*

12'0" length

Nominal Thickness 0.016"

68 lbs. per carton

20 panels per carton / 240 square feet

Ventilation – 13.2 square inches / square feet

Two coat acrylic finish

**OLD NO: 36689**

\*Expanded Color Offering

# ALUMINUM SOFFIT

## DESCRIPTION & PACKAGING

## COLORS



### SAS12313

.013 T4 Solid

*3/8" J-Channel Recommended*

12'0" length / nominal thickness 0.013"  
56 lbs. per carton  
20 pieces per carton / 240 square feet  
Two coat acrylic finish

OLD NO: 36768



### LCAS12312

.013 T4

Center Vented

*3/8" J-Channel Recommended*

12'0" length / nominal thickness 0.013"  
56 lbs. per carton  
20 pieces per carton / 240 square feet  
Ventilation - 4.4 square inches  
Two coat acrylic finish

OLD NO: 36769

White



### LFAS12313

.013 T4

Triple Vented

*3/8" J-Channel Recommended*

12'0" length / nominal thickness 0.013"  
56 lbs. per carton  
20 pieces per carton / 240 square feet  
Ventilation - 13.2 square inches  
Two coat acrylic finish

OLD NO: 36770



### SAS16419A

Commercial Quad 4

*3/8" J-Channel  
Recommended*

12'0" length / Nominal Thickness 0.019"  
Profile depth .375" / Face width 16.0"  
74.2 lbs. per carton  
14 pieces per carton / 220 square feet  
Two-coat acrylic finish

OLD NO: 36797

Almond, Beige,  
Black Briarwood,  
Clay, Cream,  
Dark Bronze,  
Flint, Forest, Gray,  
Mist, Musket  
Brown, Norwegian  
Wood, Pearl,  
Royal Brown,  
Scotch Pine, Tan,  
Terratone, Teak,  
White



### 6LAS16419A

Commercial Quad 4

Center Vented

*3/8" J-Channel Recommended*

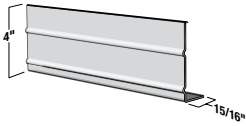
12'0" length / Nominal Thickness 0.019"  
74.2 lbs. per carton  
face width 16.0"  
14 pieces per carton / 220 square feet  
Ventilation - 9.7 square inches / foot

OLD NO: 36798

# ALUMINUM FASCIA

## DESCRIPTION & PACKAGING

## COLORS



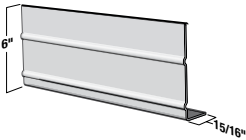
### FTH4SR

#### 4" Ribbed Fascia

12'0" length /  
Nominal Thickness 0.024"  
39 lbs. per carton  
25 pieces per carton / 300 feet

Almond, Clay, Dark  
Bronze, Norwegian  
Wood, Royal Brown,  
Scotch Pine, Tan,  
Terratone, White

**OLD NO: 36708**



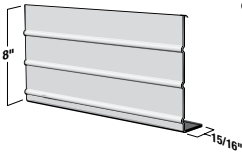
### FTH6SR

#### 6" Ribbed Fascia

12'0" length  
Nominal Thickness 0.024"  
53 lbs. per carton  
25 pieces per carton / 300 feet

**OLD NO: 36703**

Almond, Beige, Black,  
Briarwood, Clay, Cream,  
Copper Penny, Dark  
Bronze, Flint, Forest, Gray,  
Mist, Musket Brown,  
Norwegian Wood,  
Pearl, Royal Brown,  
Scotch Pine, Tan, Teak,  
Terratone, Thistle, White

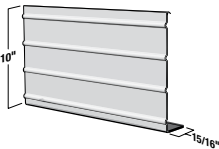


### FTH8SR

#### 8" Ribbed Fascia

12'0" length  
Nominal Thickness 0.024"  
69 lbs. per carton  
25 pieces per carton / 300 feet

**OLD NO: 36704**



### FTH10SR

#### 10" Ribbed Fascia

12'0" length  
Nominal Thickness 0.024"  
83 lbs. per carton  
25 pieces per carton / 300 feet

Almond, Clay, Dark  
Bronze, Royal Brown,  
Scotch Pine, Tan,  
Terratone, White

**OLD NO: 36711**



[Optional  
aluminum  
fascia covers](#)

[Aluminum  
fascia covers  
and bird boxes](#)



# ALUMINUM FASCIA

## DESCRIPTION & PACKAGING

## COLORS

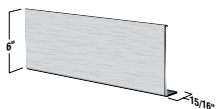


### FTH4E

4" Woodgrain Fascia  
12'0" length  
Nominal Thickness 0.024"  
53 lbs. per carton  
25 pieces per carton / 300 feet

**OLD NO: 36728**

Almond, Clay, Dark Bronze,  
Norwegian Wood, Royal  
Brown, Scotch Pine, Tan,  
Terratone, White



### FTH6E

6" Woodgrain Fascia  
12'0" length  
Nominal Thickness 0.024"  
53 lbs. per carton  
25 pieces per carton / 300 feet

**OLD NO: 36776**

Almond, Beige, Black,  
Briarwood, Clay, Copper  
Penny, Cream, Dark  
Bronze, Flint, Forest, Gray,  
Mist, Musket Brown,  
Norwegian Wood, Pearl,  
Royal Brown, Scotch Pine,  
Tan, Teak, Terratone,  
Thistle, White



### FTH8E

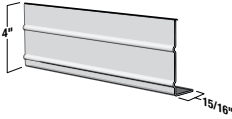
8" Woodgrain Fascia  
12'0" length  
Nominal Thickness 0.024"  
53 lbs. per carton  
25 pieces per carton / 300 feet

**OLD NO: 36724**

# ALUMINUM FASCIA

## DESCRIPTION & PACKAGING

## COLORS

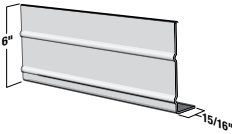


### F1C4SR02425

#### 4" Fascia Ribbed Unhemmed

12'0" length  
Nominal Thickness 0.024"  
53 lbs. per carton  
25 pieces per carton / 300 feet

OLD NO: 38704

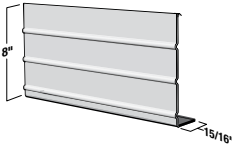


OLD NO: 38706

### F1C6SR02425

#### 6" Fascia Ribbed Unhemmed

12'0" length  
Nominal Thickness 0.024"  
53 lbs. per carton  
25 pieces per carton / 300 feet

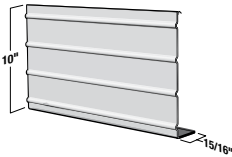


OLD NO: 38708

### F1C8SR02425

#### 8" Fascia Ribbed Unhemmed

12'0" length  
Nominal Thickness 0.024"  
53 lbs. per carton  
25 pieces per carton / 300 feet

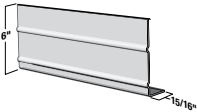


### F1C10SR02425

#### 10" Fascia Ribbed Unhemmed

12'0" length  
Nominal Thickness 0.024"  
53 lbs. per carton  
25 pieces per carton / 300 feet

OLD NO: 38710



### FTH6SRE

#### 6" Ribbed Woodgrain Fascia

12'0" length  
Nominal Thickness 0.024"  
69 lbs. per carton  
25 pieces per carton / 300 feet

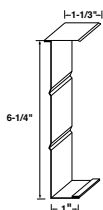
OLD NO: 36777

Almond, Black,  
Clay, Musket  
Brown, Royal  
Brown, Tan,  
Terratone, White

# METAL ACCESSORIES

## DESCRIPTION & PACKAGING

## COLORS



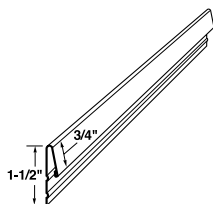
### GRT6SR12

#### Gable Rake Trim 6"

12'0" length  
Nominal Thickness 0.019"  
27.1 lbs. per carton  
12 pieces per carton / 144 feet

Almond, Beige,  
Cream,  
Pearl, Tan,  
White

**OLD NO: 36727**



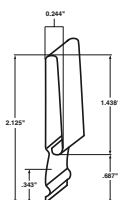
### 4APN20

#### General Purpose Trim

12'6" length  
15 lbs. per carton  
20 pieces per carton / 250 feet

Almond, Black,  
Briarwood, Clay, Dark  
Bronze, Forest, Musket  
Brown, Pearl, Royal Brown,  
Tan, Terratone, White

**OLD NO: 36607**



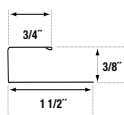
### GT2125

#### Gable Trim

12'0" length  
16.9 lbs. per carton  
20 pieces per carton / 200 feet

Black, Briarwood, Cream,  
Dark Bronze, Forest,  
Musket Brown, Royal  
Brown, Tan, Terratone,  
White

**OLD NO: 36604**



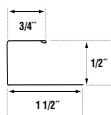

### F438425

#### 3/8" J-Channel

12'0" length  
16.8 lbs. per carton  
25 pieces per carton / 300 feet

Almond, Beige, Black,  
Briarwood, Clay, Cream,  
Dark Bronze, Flint, Forest,  
Gray, Hampton Red\*, Mist,  
Musket Brown, Norwegian  
Wood, Olive\*, Pearl, Royal  
Brown, Scotch Pine, Tan,  
Terratone, Teak, Thistle\*, White

**OLD NO: 36690**



### SJ1625

#### 1/2" J-Channel

12'0" length  
17 lbs. per carton  
25 pieces per carton / 300 feet

Almond, Beige, Black,  
Briarwood, Clay, Cream,  
Dark Bronze, Flint, Forest,  
Gray, Mist, Musket Brown,  
Pearl, Royal Brown, Tan,  
Terratone, White

**OLD NO: 36713**

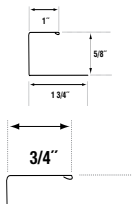


\*Expanded Color Offering

# METAL ACCESSORIES

## DESCRIPTION & PACKAGING

## COLORS



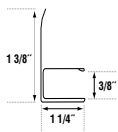
### 58ALJ25

#### 5/8" J-Channel

12'0" length  
22.5 lbs. per carton  
25 pieces per carton / 300 feet

Almond, Briarwood, Clay, Cream, Flint, Gray, Musket Brown, Pearl, Tan, Teak, Thistle, White

**OLD NO: 36693**



### F8S25

**OLD NO: 36692**

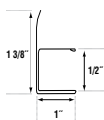
#### 3/8" F-Channel

1 1/4" Face

*For use with Triple 4 and Quad 4 Aluminum Soffit*

12'0" length  
37 lbs. per carton  
25 pieces per carton / 300 feet

Almond, Beige, Black, Briarwood, Clay, Cream, Dark Bronze, Flint, Forest, Gray, Hampton Red\*, Mist, Musket Brown, Norwegian Wood, Olive\*, Pearl, Royal Brown, Scotch Pine, Tan, Teak, Terratone, Thistle\*, White



### SF1625

#### 1/2" F-Channel

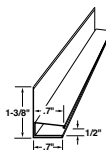
1" Face

*For use with Double 6 Aluminum Soffit*

12'0" length  
37 lbs. per carton  
25 pieces per carton / 300 feet

Almond, Clay, Gray, Mist, Musket Brown, Pearl, Royal Brown, Tan, Terratone, White

**OLD NO: 36705**



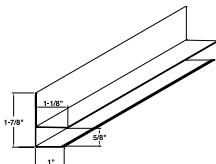
### F12

#### 1/2" F-Channel

White, Musket Brown

12'0" length  
20 lbs. per carton  
25 pieces per carton / 300 feet

**OLD NO: 36707**



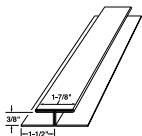
### SF58

#### 5/8" F-Channel

White, Musket Brown

12'0" length  
20 lbs. per carton  
25 pieces per carton / 300 feet

**OLD NO: 3SF58**



### SAT38

#### 3/8" H/T-Channel

10'0" length  
20 lbs. per carton  
10 pieces per carton / 100 feet

Almond, Beige, Black, Briarwood, Clay, Cream, Dark Bronze, Flint, Forest, Gray, Mist, Musket Brown, Norwegian Wood, Pearl, Royal Brown, Scotch Pine, Tan, Teak, Terratone, White

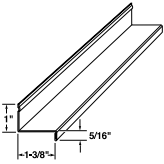
**OLD NO: 36699**

\*Expanded Color Offering

# METAL ACCESSORIES

## DESCRIPTION & PACKAGING

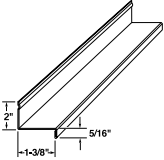
## COLORS



**3F**  
Window Head Flashing  
12'6" length  
16.8 lbs. per carton  
20 pieces per carton  
Smooth Finish  
two-coat acylic finish

Black, Briarwood, Clay, Cream, Dark Bronze, Forest, Hampton Red, Musket Brown, Norwegian Wood, Royal Brown, Scotch Pine, Tan, Terratone, White

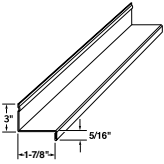
**OLD NO: 36606**



**32F**  
Window Head Flashing  
12'0" length  
20.3 lbs. per carton  
20 pieces per carton  
Smooth Finish  
two-coat acylic finish

White


**OLD NO: 36706**



**83F**  
Window Head Flashing  
12'0" length  
28.2 lbs. per carton  
20 pieces per carton  
Smooth Finish  
two-coat acylic finish

White


**OLD NO: 36806**



**VSSSTD**  
Aluminum Starter Strip  
(standard)  
2.1875" Wide  
10'0" length  
27.4 lbs. per carton  
50 pieces per carton / 500 feet

mill


**OLD NO: 36614999**



**AVSSSTD**  
Aluminum Starter Strip  
(wide)  
2.50" Wide  
10'0" length  
32.7 lbs. per carton  
50 pieces per carton / 500 feet

mill

**OLD NO: VSS10NS 00**



**36610999**  
Galvanized Steel Starter  
Strip (standard)  
2.1875" Wide  
10'0" length  
34.5 lbs. per carton  
25 pieces per carton / 250 feet

mill


**OLD NO: 36610999**



# METAL ACCESSORIES

## DESCRIPTION & PACKAGING

## COLORS




### **ASVSS25 00**

Galvanized Steel  
Starter Strip (wide)

mill

2.50" Wide  
10'0" length  
40.1 lbs. per carton  
25 pieces per carton / 250 feet

**OLD NO: ASVSS25 00**



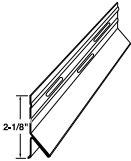
### **ASVSS35 00**

Galvanized Steel  
Starter Strip (wide)

mill

3.50" Wide  
10'0" length  
49.1 lbs. per carton  
25 pieces per carton / 250 feet

**OLD NO: ASVSS35 00**



### **1WAP10 00**

Aluminum  
Beaded Starter Strip

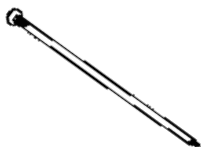
mill

2 1/8" Wide  
10'0" length  
27 lbs. per carton  
40 pieces per carton / 400 feet

# NAILS

## DESCRIPTION & PACKAGING

## COLORS



### **TN1250** Stainless Steel 1-1/4" Trim Nails

1lb. per carton

#### **Standard Colors**

Almond, Bayou, Beige, Black, Briarwood, Clay, Copper Penny, Cream, Dark Bronze, Flint, Forest, Gray, Hampton Red, Mist, Musket Brown, Norwegian Wood, Olive, Pearl, Royal Brown, Sandtone, Scotch Pine, Tan, Teak, Terratone, Thistle, Wedgewood, White

**OLD NO: 36715**

# PAINT

## DESCRIPTION & PACKAGING

## COLORS




### **WBTU** Soffit Touch Up Paint

Package Information  
6-1 oz plastic bottles  
with brush per carton  
1 lb. per carton

Almond, Amber, Bayou, Beige, Briarwood, Clay, Copper Penny, Cream, Dark Bronze, Flint, Forest, Gray, Hampton Red, Hazelnut, Mist, Musket Brown, Norwegian Wood, Royal Brown, Scotch Pine, Shadow, Tan, Teak, Terratone, Thistle, Wedgewood, White


**OLD NO: 36767**



### **GCTU** Spray Touch Up Paint (carton of cans)

Package Information  
12 oz cans  
1 lb. per carton

**OLD NO: 36765**



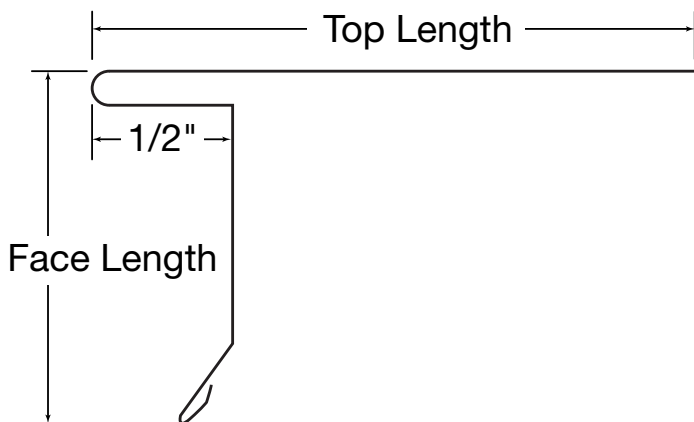
### **GCTU1** Spray Touch Up Paint (single cans)

Package Information  
12 oz cans  
1 lb. per carton

Almond, Beige, Black, Briarwood, Clay, Cream, Copper Penny, Dark Bronze, Flint, Forest, Gray, Mist, Musket Brown, Norwegian Wood, Olive, Palm, Pearl, Pewter, Royal Brown, Scotch Pine, Shadow, Tan, Teak, Terratone, Thistle, HG White, LG White

**OLD NO: 36766**

Product Code	Description	Face Length	Top Length	Part Length	Material	Finish	Nominal Thickness / Gauge	Pcs/ Ctn	Lbs/ Ctn	Color Group
TD1029L	T-Drip 1x2-7/8 Light	1"	2-7/8"	10'	Aluminum	Alumalure 2000	0.013	25	15.8	1
TD1029	T-Drip 1x2-7/8	1"	2-7/8"	10'	Aluminum	Alumalure 2000	0.016	25	19.2	4
TD1029H	T-Drip 1x2-7/8 Heavy	1"	2-7/8"	10'	Aluminum	Alumalure 2000	0.019	25	22.5	1
TD1029S	T-Drip 1x2-7/8 Galvanized	1"	2-7/8"	10'	Galvanized Steel	Polyester	0.016	25	51.1	2
TD1529	T-Drip 1-1/2x2-7/8	1-1/2"	2-7/8"	10'	Aluminum	Alumalure 2000	0.016	25	21.6	1
TD1529H	T-Drip 1-1/2x2-7/8 Heavy	1-1/2"	2-7/8"	10'	Aluminum	Alumalure 2000	0.019	25	25.2	5
TD1529H12	T-Drip 1-1/2x2-7/8x12' Heavy	1-1/2"	2-7/8"	12'	Aluminum	Alumalure 2000	0.019	25	30.3	5
TD1529S	T-Drip 1x2-7/8 Galvanized	1-1/2"	2-7/8"	10'	Galvanized Steel	Polyester	0.016	25	57.4	3
TD1549H	T-Drip 1-1/2x4-7/8 Heavy	1-1/2"	4-7/8"	10'	Aluminum	Alumalure 2000	0.019	25	35.5	1
TD1829	T-Drip 1-3/4x2-7/8	1-3/4"	2-7/8"	10'	Aluminum	Alumalure 2000	0.016	25	22.5	4
TD1829H	T-Drip 1-3/4x2-7/8 Heavy	1-3/4"	2-7/8"	10'	Aluminum	Alumalure 2000	0.019	25	26.4	5
TD1829S	T-Drip 1-3/4x2-7/8 Galvanized	1-3/4"	2-7/8"	10'	Galvanized Steel	Polyester	0.016	25	59.9	3
TD2029H	T-Drip 2x2-7/8 Heavy	2"	2-7/8"	10'	Aluminum	Alumalure 2000	0.019	25	28.3	1

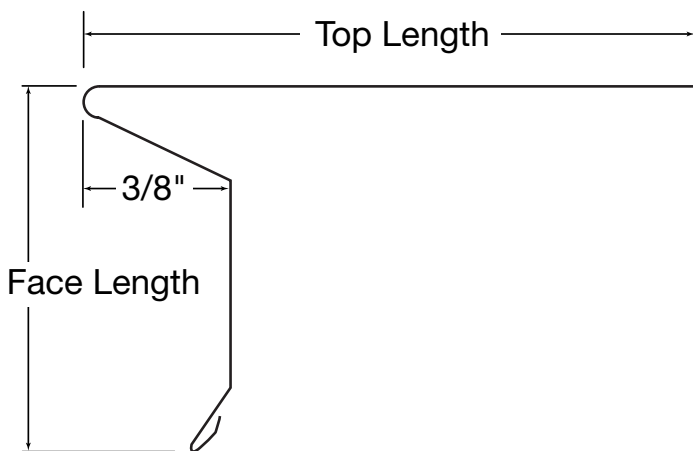


<b>Color Group 1</b>	White, Black, Dark Bronze, Musket Brown, Pebblestone Clay, Royal Brown, Terra Bronze
<b>Color Group 2</b>	Mill, White, Black, Dark Bronze, Musket Brown, Pebblestone Clay, Royal Brown, Terra Bronze
<b>Color Group 3</b>	Mill, White, Almond, Black, Cameo, Charcoal Grey, Dark Bronze, Desert Sand, Jefferson Tan, Montana Suede, Pebblestone Clay, Royal Brown, Sandtone, Terra Bronze, Wicker
<b>Color Group 4</b>	White, Almond, Black, Cameo, Dark Bronze, Musket Brown, Pebblestone Clay, Royal Brown, Terra Bronze, Wicker
<b>Color Group 5</b>	White, Almond, Black, Cameo, Charcoal Grey, Cream, Dark Bronze, Desert Sand, Evergreen, Jefferson Tan, Linen, London Brown, Montana Suede, Musket Brown, Pebblestone Clay, Royal Brown, Rugged Canyon, Russet Red, Sandtone, Silver Grey, Terra Bronze, Victorian Grey, Wicker

# ROOFING ACCESSORIES

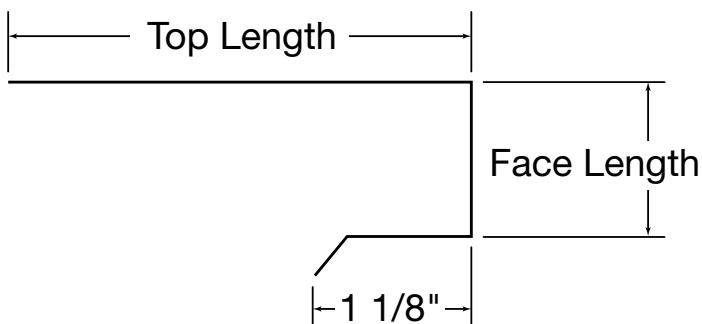
## F-DRIP

Product Code	Description	Face Length	Top Length	Part Length	Material	Finish	Nominal Thickness / Gauge	Pcs/ Ctn	Lbs/ Ctn	Color Group
FD1060H	F-Drip 1x6 Heavy	1"	6"	10'	Aluminum	Alumalure 2000	0.019	25	35.5	1
FD1060S	F-Drip 1x6 Galvanized	1"	6"	10'	Galvanized Steel	Polyester	0.016	25	80.6	2
FD202012	F-Drip 2x2	2"	2"	12'	Aluminum	Alumalure 2000	0.016	25	23	5
FD2020H12	F-Drip 2x2x12' Heavy	2"	2"	12'	Aluminum	Alumalure 2000	0.019	25	27	1
FD202012S	F-Drip 2x2 Galvanized	2"	2"	12'	Galvanized Steel	Polyester	0.016	25	61.4	2
FD2028	F-Drip 2x2-3/4	2"	2-3/4"	10'	Aluminum	Alumalure 2000	0.016	25	22.5	1
FD2028H	F-Drip 2x2-3/4 Heavy	2"	2-3/4"	10'	Aluminum	Alumalure 2000	0.019	25	26.5	5
FD2028S	F-Drip 2x2-3/4 Galvanized	2"	2-3/4"	10'	Galvanized Steel	Polyester	0.016	25	59.9	3



<b>Color Group 1</b>	White, Black, Dark Bronze, Musket Brown, Pebblestone Clay, Royal Brown, Terra Bronze
<b>Color Group 2</b>	Mill, White, Black, Dark Bronze, Musket Brown, Pebblestone Clay, Royal Brown, Terra Bronze
<b>Color Group 3</b>	Mill, White, Almond, Black, Cameo, Charcoal Grey, Desert Sand, Jefferson Tan, Montana Suede, Pebblestone Clay, Royal Brown, Sandtone, Terra Bronze, Wicker
<b>Color Group 4</b>	White, Almond, Black, Cameo, Dark Bronze, Musket Brown, Pebblestone Clay, Royal Brown, Terra Bronze, Wicker
<b>Color Group 5</b>	White, Almond, Black, Cameo, Charcoal Grey, Cream, Dark Bronze, Desert Sand, Evergreen, Jefferson Tan, Linen, London Brown, Montana Suede, Musket Brown, Pebblestone Clay, Royal Brown, Rugged Canyon, Russet Red, Sandtone, Silver Grey, Terra Bronze, Victorian Grey, Wicker

Product Code	Description	Face Length	Top Length	Bottom Length	Part Length	Material	Finish	Nominal Thickness / Gauge	Pcs/ Ctn	Lbs/ Ctn	Color Group
CD1028H	C-Drip 1x2-3/4 Heavy	1"	2-3/4"	1-1/8"	10'	Aluminum	Alumalure 2000	0.019	25	26.4	5
CD1028S	C-Drip 1x2-3/4 Galvanized	1"	2-3/4"	1-1/8"	10'	Galvanized Steel	Polyester	0.016	25	59.9	3
CD1528H	C-Drip 1-1/2x2-3/4 Heavy	1-1/2"	2-3/4"	1-1/8"	10'	Aluminum	Alumalure 2000	0.019	25	28.3	1
CD1528S	C-Drip 1-1/2x2-3/4 Galvanized	1-1/2"	2-3/4"	1-1/8"	10'	Galvanized Steel	Polyester	0.016	25	64.3	2
CD2028H	C-Drip 2x2-3/4 Heavy	2"	2-3/4"	1-1/8"	10'	Aluminum	Alumalure 2000	0.019	25	31	1
CD2028S	C-Drip 2x2-3/4 Galvanized	2"	2-3/4"	1-1/8"	10'	Galvanized Steel	Polyester	0.016	25	70.4	2

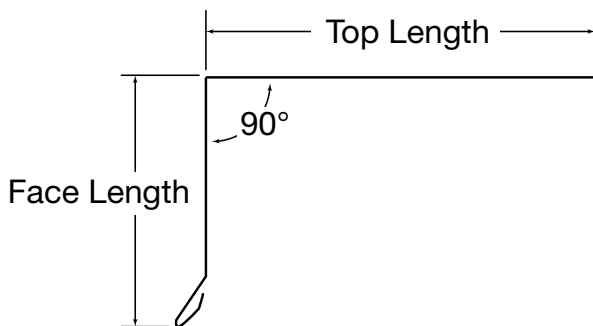


<b>Color Group 1</b>	White, Black, Dark Bronze, Musket Brown, Pebblestone Clay, Royal Brown, Terra Bronze
<b>Color Group 2</b>	Mill, White, Black, Dark Bronze, Musket Brown, Pebblestone Clay, Royal Brown, Terra Bronze
<b>Color Group 3</b>	Mill, White, Almond, Black, Cameo, Charcoal Grey, Desert Sand, Jefferson Tan, Montana Suede, Pebblestone Clay, Royal Brown, Sandtone, Terra Bronze, Wicker
<b>Color Group 4</b>	White, Almond, Black, Cameo, Dark Bronze, Musket Brown, Pebblestone Clay, Royal Brown, Terra Bronze, Wicker
<b>Color Group 5</b>	White, Almond, Black, Cameo, Charcoal Grey, Cream, Dark Bronze, Desert Sand, Evergreen, Jefferson Tan, Linen, London Brown, Montana Suede, Musket Brown, Pebblestone Clay, Royal Brown, Rugged Canyon, Russet Red, Sandtone, Silver Grey, Terra Bronze, Victorian Grey, Wicker

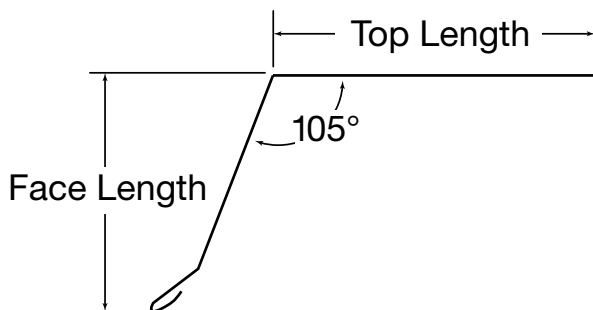
# ROOFING ACCESSORIES

## SQUARE DRIP / GUTTER APRON

Product Code	Description	Face Length	Top Length	Part Length	Material	Finish	Nominal Thickness / Gauge	Pcs/ Ctn	Lbs/ Ctn	Color Group
SD1515H	Sq Drip 1-1/2x1-1/2 Heavy	1-1/2"	1-1/2"	10'	Aluminum	Alumalure 2000	0.019	25	20.5	1
SD2025H	Sq Drip 2x2-1/2 Heavy	2"	2-1/2"	10'	Aluminum	Alumalure 2000	0.016	25	25.2	1
SD2025S	Sq Drip 2x2-1/2 Galvanized	2"	2-1/2"	10'	Galvanized Steel	Polyester	0.016	25	57.4	2



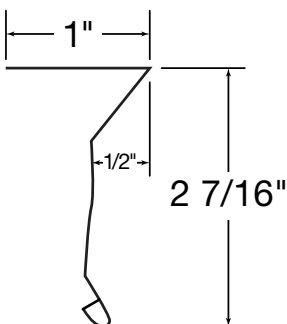
Product Code	Description	Face Length	Top Length	Part Length	Material	Finish	Nominal Thickness / Gauge	Pcs/ Ctn	Lbs/ Ctn	Color Group
GA2029H	Apron 2x2-7/8" Heavy	2"	2-7/8"	10'	Aluminum	Alumalure 2000	0.019	25	25.2	5
GA2029S	Apron 2x2-7/8" Galvanized	2"	2-7/8"	10'	Galvanized Steel	Polyester	0.016	25	57.4	3



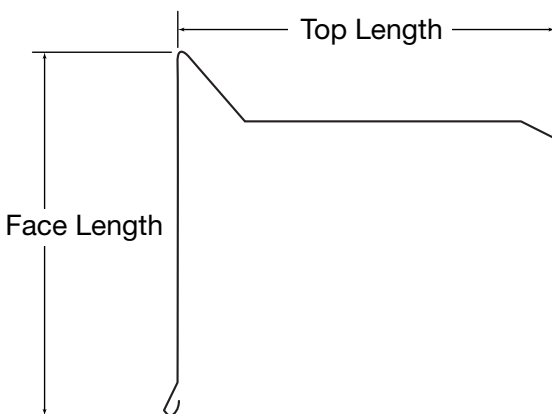
Color Group 1	White, Black, Dark Bronze, Musket Brown, Pebblestone Clay, Royal Brown, Terra Bronze
Color Group 2	Mill, White, Black, Dark Bronze, Musket Brown, Pebblestone Clay, Royal Brown, Terra Bronze
Color Group 3	Mill, White, Almond, Black, Cameo, Charcoal Grey, Desert Sand, Jefferson Tan, Montana Suede, Pebblestone Clay, Royal Brown, Sandtone, Terra Bronze, Wicker
Color Group 4	White, Almond, Black, Cameo, Dark Bronze, Musket Brown, Pebblestone Clay, Royal Brown, Terra Bronze, Wicker
Color Group 5	White, Almond, Black, Cameo, Charcoal Grey, Cream, Dark Bronze, Desert Sand, Evergreen, Jefferson Tan, Linen, London Brown, Montana Suede, Musket Brown, Pebblestone Clay, Royal Brown, Rugged Canyon, Russet Red, Sandtone, Silver Grey, Terra Bronze, Victorian Grey, Wicker

# ROOFING ACCESSORIES QUICK DRIP / GRAVEL STOP

Product Code	Description	Face Length	Top Length	Part Length	Material	Finish	Nominal Thickness / Gauge	Pcs/ Ctn	Lbs/ Ctn	Color Group
QD2410H12	Quick Drip 2-7/16x1x12 Heavy	2-7/16"	1"	12'	Aluminum	Alumalure 2000	0.019	25	20.5	5



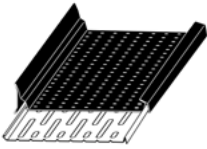
Product Code	Description	Face Length	Top Length	Part Length	Material	Finish	Nominal Thickness / Gauge	Pcs/ Ctn	Lbs/ Ctn	Color Group
GS4040X	Gravel Stop 4x4 Extra Heavy	4"	4"	10'	Aluminum	Alumalure 2000	0.024	25	25.2	1



Color Group 1	White, Black, Dark Bronze, Musket Brown, Pebblestone Clay, Royal Brown, Terra Bronze
Color Group 2	Mill, White, Black, Dark Bronze, Musket Brown, Pebblestone Clay, Royal Brown, Terra Bronze
Color Group 3	Mill, White, Almond, Black, Cameo, Charcoal Grey, Desert Sand, Jefferson Tan, Montana Suede, Pebblestone Clay, Royal Brown, Sandtone, Terra Bronze, Wicker
Color Group 4	White, Almond, Black, Cameo, Dark Bronze, Musket Brown, Pebblestone Clay, Royal Brown, Terra Bronze, Wicker
Color Group 5	White, Almond, Black, Cameo, Charcoal Grey, Cream, Dark Bronze, Desert Sand, Evergreen, Jefferson Tan, Linen, London Brown, Montana Suede, Musket Brown, Pebblestone Clay, Royal Brown, Rugged Canyon, Russet Red, Sandtone, Silver Grey, Terra Bronze, Victorian Grey, Wicker

**DESCRIPTION  
& PACKAGING**

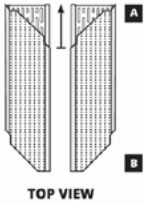
**COLORS**



**D115 33** **NEW**

DuoPro 5" Dual Layer Microfiltration  
 – Continuous Hanger

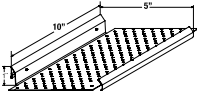
7'6" length  
 47 lbs. per carton  
 24 pieces per carton / 180 feet  
 200 screws included



**UA115 33** **NEW**

DuoPro 5" Dual Layer Microfiltration  
 Universal Inside/Outside Corner Access  
 Panel Kit

10 corners or 20 access panels per carton  
 Available January 2020.  
 See digital version

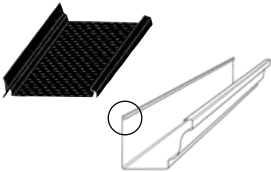


**SN5200**

5" Continuous Hanger

Brushed Nickel

10'0" length  
 59.4 lbs. per carton  
 48 pieces per carton / 360 feet  
 300 screws included



**SN52 33BG** **NEW**

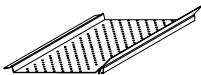
5" Box Gutter Continuous Hanger

7'5" length  
 63 lbs. per carton  
 360 feet  
 300 screws included

**UA5200BG**

5" Box Gutter Universal Inside/Outside  
 Corner Access Panel Kit

19" length  
 10 corners per carton  
 4 lbs. per carton  
 No screws included

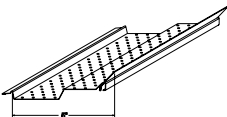


**TP5300**

5" Classic

Brushed Nickel

7'6" length  
 48.6 lbs. per carton  
 32 pieces per carton / 320 feet



**TP53ZIP**

5" Zip

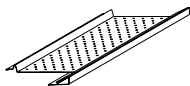
Brushed Nickel

10'0" length  
 51.8 lbs. per carton  
 32 pieces per carton / 320 feet



**DESCRIPTION  
& PACKAGING**

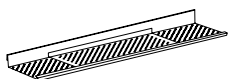
**COLORS**



**TP5100Q**  
 5" Adjustable

Brushed Nickel

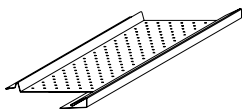
7'6" length  
 22 lbs. per carton  
 16 pieces per carton / 120 feet



**APSN52**  
 5" Leaf Relief Access Panel

Brushed Nickel

1'6" length  
 Nominal .019 Thick  
 5.8 lbs. per carton  
 20 pieces per carton / 30 feet



**TPC5100**  
 5" Adjustable Copper

Copper

7'6" length  
 71.6 lbs. per carton  
 16 pieces per carton / 120 feet

\* One carton minimum order required.  
 Call for pricing and lead time.



**HR5400**  
 5" Half Round

Brushed Nickel

7'6" length  
 22.6 lbs. per carton  
 16 pieces per carton / 120 feet

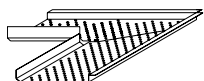


**HRC5400**  
 5" Half Round Copper

Copper

7'6" length  
 56.5 lbs. per carton  
 16 pieces per carton / 120 feet

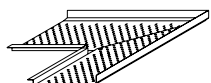
\* One carton minimum order required.  
 Call for pricing and lead time.



**OC5220**  
 5" Outside Corners

Brushed Nickel


3.4 lbs. per carton  
 20 complete corners per carton



**IC5220**  
 5" Inside Corners

Brushed Nickel

3.4 lbs. per carton  
 20 complete corners per carton

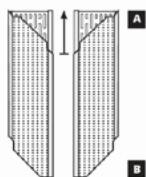


**D116 33 <sup>NEW</sup>**  
 DuoPro 6" Dual Layer Microfiltration  
 – Continuous Hanger

Product specs coming January 2020.  
 See digital version

**DESCRIPTION  
& PACKAGING**

**COLORS**

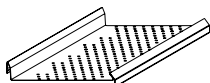


TOP VIEW

**UA116 33** NEW

DuoPro 6" Dual Layer Microfiltration  
 Universal Inside/Outside Corner Access  
 Panel Kit

10 corners or 20 access panels per carton  
 Available January 2020.  
 See digital version for product details.

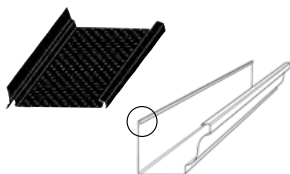


**SN6200**

6" Continuous Hanger

Brushed Nickel

7'6" length  
 49.4 lbs. per carton  
 34 pieces per carton / 360 feet  
 300 screws provides, also sold separately



**SN62 33BG** NEW

6" Box Gutter Continuous Hanger

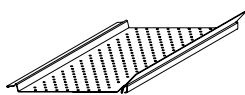
Product specs coming January 2020.  
 See digital version

**UA62 33BG**

6" Box Gutter Universal Inside/Outside  
 Corner Access Panel Kit

19" length

Product specs coming January 2020.  
 See digital version

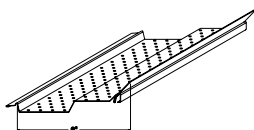


**TP6300**

6" Classic

Brushed Nickel

10'0" length  
 55.4 lbs. per carton  
 32 pieces per carton / 320 feet



**TP63ZIP**

6" Zip

Brushed Nickel

10'0" length  
 57.6 lbs. per carton  
 32 pieces per carton / 320 feet

**Leaf Relief**



**Installing classic Leaf  
 Relief on existing gutters**

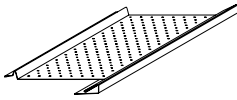


**Leaf Relief CH  
 & DuoPro on  
 new gutters**



**DESCRIPTION  
& PACKAGING**

**COLORS**

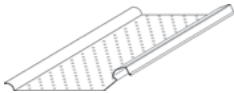


**TPC6100**  
 6" Adjustable Copper

Copper

7'6" length  
 75.0 lbs. per carton  
 16 pieces per carton / 120 feet

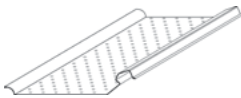
\* One carton minimum order required.  
 Call for pricing and lead time.



**HR6400**  
 6" Half Round

Brushed Nickel

7'6" length  
 25.4 lbs. per carton  
 16 pieces per carton / 120 feet

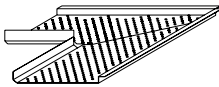


**HRC6400**  
 6" Half Round Copper

Copper

7'6" length  
 63.0 lbs. per carton  
 16 pieces per carton / 120 feet

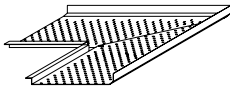
\* One carton minimum order required.  
 Call for pricing and lead time.



**OC6220**  
 6" Outside Corners

Brushed Nickel

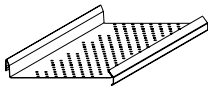
3.8 lbs. per carton  
 20 complete corners per kit



**IC6220**  
 6" Inside Corners

Brushed Nickel

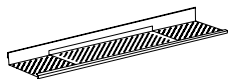
3.8 lbs. per carton  
 20 complete corners per kit



**SN7200S 00**  
 7" Leaf Relief Continuous  
 Hanger w/Screws

Brushed Nickel

7'6" length  
 200 Screws/carton  
 47.0 lbs. per carton  
 24 pieces per carton



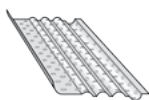
**APSN62** **NEW**  
 6" Leaf Relief Access Panel

No Color

1'6" length  
 Nominal .019 Thick  
 6.6 lbs. per carton  
 20 pieces per carton / 30' carton

**DESCRIPTION  
& PACKAGING**

**COLORS**



**LL510**

5" Leaf Logic

10' length  
 30 lbs. per carton  
 30 pieces per carton

Brushed Nickel  
 Dark Bronze  
 White

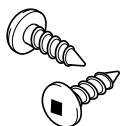


**LL610**

6" Leaf Logic

10' length  
 35 lbs. per carton  
 30 pieces per carton

Brushed Nickel  
 Dark Bronze  
 White



**SQ6x038**

#6 x 3/8" Stainless Steel  
 Pan Head Screw with  
 Square Drive Slot

100 per bag / 1,000 per carton  
 10 bags / carton  
 2 lbs. per carton

N / A

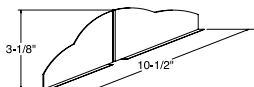


**SC9x150**

#9 x 1-1/2" Hex Head  
 Coated Screw with Gasket

100 per bag / 1,000 per carton  
 10 bags / carton  
 10 lbs. per carton  
 For use with Continuous Hanger

N / A



**ASDIV 00**

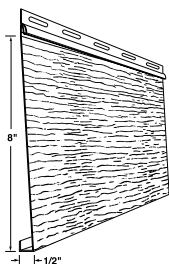
Valley Water  
 Diverter/Deflector

30 pieces per carton  
 1.6 lbs. per carton

White (Paintable)

**DESCRIPTION  
& PACKAGING**

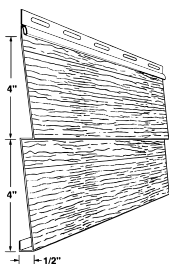
**COLORS**



**8SWG**  
8" Woodgrain

- Description
- textured coating, SMP
  - 28g G60 Steel
  - 12'6" panel

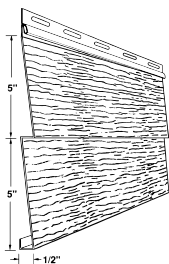
Package Information  
12 panels/carton  
1 square/carton  
85 lbs./carton



**D4SWG**  
Double 4" Woodgrain

- Description
- textured coating, SMP
  - 28g G60 Steel
  - 12'6" panel

Package Information  
12 panels/carton  
1 square/carton  
91 lbs./carton



**D5SWG**  
Double 5" Woodgrain

- Description
- textured coating, SMP
  - 28g G60 Steel
  - 12'0" panel

Package Information  
10 panels/carton  
1 square/carton  
87 lbs./carton

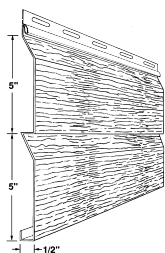
- White
- Almond
- Brandy Wood
- Cameo
- Charcoal Grey
- Dark Bronze
- Deep Granite
- Desert Sand
- Jefferson Tan
- Mahogany
- Montana Suede
- Musket Brown
- Natural Slate
- Newport Bay
- Pebblestone Clay
- Quiet Willow
- Red Brick
- Rugged Canyon
- Terra Bronze
- Wicker

[Introduction  
to steel siding](#)



**DESCRIPTION  
& PACKAGING**

**COLORS**

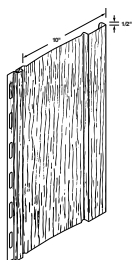


**D5DLSWG**  
Double 5" Dutch Lap  
Woodgrain

- Description
- textured coating, SMP
  - 28g G60 Steel
  - 12'0" panel

Package Information  
10 panels/carton  
1 square/carton  
87 lbs./carton

- White
- Almond
- Brandy Wood
- Cameo
- Charcoal Grey
- Dark Bronze
- Deep Granite
- Desert Sand
- Jefferson Tan
- Mahogany
- Montana Suede
- Musket Brown
- Natural Slate
- Newport Bay
- Pebblestone Clay
- Quiet Willow
- Red Brick
- Rugged Canyon
- Terra Bronze
- Wicker

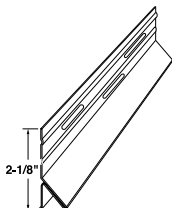


**BB10SWG**  
Board & Batten  
10" Woodgrain

- Description
- textured coating, SMP
  - 28g G60 Steel
  - 10'0" panel

Package Information  
12 panels/carton  
1 square/carton  
87 lbs./carton

**S1WAP**  
Starter Strip



- Description
- mill coating
  - 28g G60 Steel
  - 10'0" length

Package Information  
40 pieces/carton  
55 lbs./carton

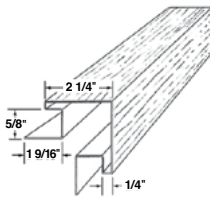
Mill Finish

**DESCRIPTION  
& PACKAGING**

**COLORS**

**OCPSWG**

**1 Piece Woodgrain Outside Corner Post**

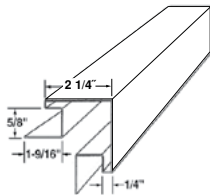


- Description
- textured coating, SMP
  - 28g G60 Steel
  - 10'0" length

Package Information  
10 pieces/carton  
67 lbs./carton

**OCPSSM**

**1 Piece Smooth Outside Corner Post**

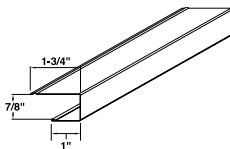


- Description
- textured coating, SMP
  - 28g G60 Steel
  - 10'0" length

Package Information  
10 pieces/carton  
67 lbs./carton

**78SJ**

**7/8" J-Channel**

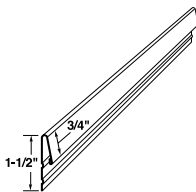


- Description
- textured coating, SMP
  - 28g G60 Steel
  - .019" nominal thickness
  - 12'0" length

Package Information  
25 pieces/carton  
52 lbs./carton

**UTS**

**General Purpose Trim**

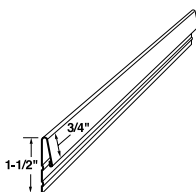


- Description
- textured coating, SMP
  - 28g G60 Steel
  - 12'6" length

Package Information  
20 pieces/carton  
36 lbs./carton

**34JS**

**3/4" J Channel**



- Description
- textured coating, SMP
  - 28g G60 Steel
  - 10' length

Package Information  
25 pieces/carton  
45 lbs./carton

- White
- Almond
- Brandy Wood
- Cameo
- Charcoal Grey
- Dark Bronze
- Deep Granite
- Desert Sand
- Jefferson Tan
- Mahogany
- Montana Suede
- Musket Brown
- Natural Slate
- Newport Bay
- Pebblestone Clay
- Quiet Willow
- Red Brick
- Rugged Canyon
- Terra Bronze
- Wicker

**DESCRIPTION  
& PACKAGING**

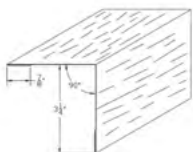
**COLORS**

**CAPSWG**

**2 Piece Woodgrain Outside Corner Post Cap**

- Description
- textured coating, SMP
  - 28g G60 Steel
  - 12'0" length

Package Information  
10 pieces/carton  
53 lbs./carton



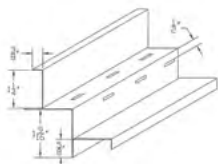
**BASE2P0625 00**

**2 Piece Outside Corner Post 5/8" Base**

- Description
- textured coating, SMP
  - 28g G60 Steel
  - 12'0" length

Package Information  
10 pieces/carton  
48 lbs./carton

No Color



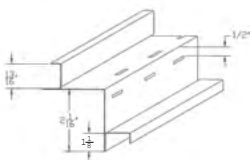
**BASE2P1125 00**

**2 Piece Outside Corner Post 1-1/8" Base**

- Description
- textured coating, SMP
  - 28g G60 Steel
  - 12'0" length

Package Information  
10 pieces/carton  
55 lbs./carton

No Color



**125JS NEW**

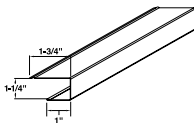
**1 1/4" J Channel**

- Description
- textured coating, SMP
  - 28g G60 Steel
  - 12' length

Package Information  
25 pieces/carton  
65 1/2 lbs./carton

White, Almond, Brandy Wood, Cameo, Charcoal Grey, Dark Bronze, Deep Granite, Desert Sand, Jefferson Tan, Mahogany, Montana Suede, Musket Brown, Natural Slate, Newport Bay, Pebblestone Clay, Quiet Willow, Red Brick, Rugged Canyon, Terra Bronze, Wicker

(Extended Lead Time. Available as special order/1 Ctn Min.)

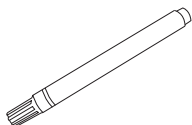


**SSTU NEW**

**Touch-Up Pen**

- Description
- felt tip
  - 1/3 oz. pen

Package Information  
1/carton  
.051 lbs./carton





**DESCRIPTION  
& PACKAGING**

**COLORS**

**STC2175**

Trim Coil

Description

- textured coating, SMP
- 28g G60 Steel
- 5' x 21.75" length

Package Information  
60 lbs./carton

White, Almond, Brandy Wood, Cameo, Charcoal Grey, Classic Cream, Dark Bronze, Deep Granite, Desert Sand, Jefferson Tan, Mahogany, Montana Suede, Musket Brown, Natural Slate, Newport Bay, Pebblestone Clay, Quiet Willow, Red Brick, Royal Brown, Rugged Canyon, Sandtone, Stone Clay, Terra Bronze, Wicker

**SC10625**

10-5/8" Seamless

Siding Coil

Description

- textured coating, SMP
- 28g G60 Steel
- 10.625" width

Package Information  
700 lbs. +/- 70 lbs.

White, Almond, Brandy Wood, Cameo, Charcoal Grey, Dark Bronze, Deep Granite, Desert Sand, Jefferson Tan, Mahogany, Montana Suede, Musket Brown, Natural Slate, Newport Bay, Pebblestone Clay, Quiet Willow, Red Brick, Rugged Canyon, Terra Bronze, Wicker

**SC13250**

13-1/4" Seamless

Siding Coil

Description

- textured coating, SMP
- 28g G60 Steel
- 13.25" width

Package Information  
700 lbs. +/- 70 lbs.

White, Almond, Brandy Wood, Cameo, Charcoal Grey, Dark Bronze, Deep Granite, Desert Sand, Jefferson Tan, Mahogany, Montana Suede, Musket Brown, Natural Slate, Newport Bay, Pebblestone Clay, Quiet Willow, Red Brick, Rugged Canyon, Terra Bronze, Wicker

**SRSC10625**

10-5/8" Seamless

Siding Coil

Description

- textured coating, SMP
- 28g G60 Steel
- 10.625" width

Package Information  
350 lbs.

White, Almond, Brandy Wood, Cameo, Charcoal Grey, Dark Bronze, Deep Granite, Desert Sand, Jefferson Tan, Mahogany, Montana Suede, Musket Brown, Natural Slate, Newport Bay, Pebblestone Clay, Quiet Willow, Red Brick, Rugged Canyon, Terra Bronze, Wicker

**SRSC13250**

13-1/4" Seamless

Siding Coil

Description

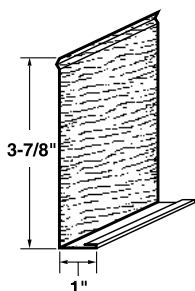
- textured coating, SMP
- 28g G60 Steel
- 13.25" width

Package Information  
350 lbs.

White, Almond, Brandy Wood, Cameo, Charcoal Grey, Dark Bronze, Deep Granite, Desert Sand, Jefferson Tan, Mahogany, Montana Suede, Musket Brown, Natural Slate, Newport Bay, Pebblestone Clay, Quiet Willow, Red Brick, Rugged Canyon, Terra Bronze, Wicker

**DESCRIPTION  
& PACKAGING**

**COLORS**



**F4SWG**

Woodgrain Embossed  
4" Fascia Trim

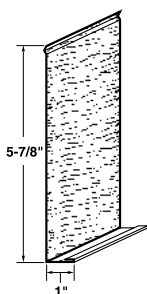
Description

- textured coating, SMP
- 28g G60 Steel
- 10' length

Package Information

20 pieces/carton  
55 lbs./carton

White  
Dark Bronze  
Musket Brown  
Pebblestone Clay  
Wicker



**F6SWG**

Woodgrain Embossed  
6" Fascia Trim

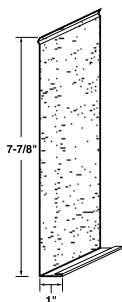
Description

- textured coating, SMP
- 28g G60 Steel
- 10' length

Package Information

18 pieces/carton  
69 lbs./carton

White  
Almond  
Cameo  
Charcoal Grey  
Classic Cream  
Dark Bronze  
Desert Sand  
Jefferson Tan  
Montana Suede  
Musket Brown  
Pebblestone Clay  
Quiet Willow  
Royal Brown  
Rugged Canyon  
Sandtone  
Stone Clay  
Terra Bronze  
Wicker



**F8SWG**

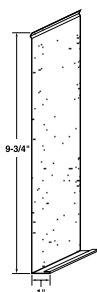
Woodgrain Embossed  
8" Fascia Trim

Description

- textured coating, SMP
- 28g G60 Steel
- 10' length

Package Information

16 pieces/carton  
78 lbs./carton



**F10SWG**

Envoy Woodgrain Embossed  
10" Fascia Trim

Description

- textured coating, SMP
- 28g G60 Steel
- 10' length

Package Information

12 pieces/carton  
71 lbs./carton

White  
Dark Bronze  
Musket Brown  
Pebblestone Clay  
Wicker



# CREATED BY OUR COMMUNITY ESPECIALLY FOR YOURS.

There's more to BlueLinx and Ply Gem than just great products. From the plants and warehouses, to the local lumberyard that delivers your products to the job site, we all understand that every purchase makes a big difference to the people and businesses that call it home. Wherever it is you call home, you'll find us living, working and delivering enduring style to your community.

 **Georgia-Pacific**  
Vinyl Siding & Accessories

 **Ply Gem**<sup>®</sup>

  
**BlueLinx**  
*America's Building Products Distributor*

[www.bluelinxco.com](http://www.bluelinxco.com)

GP, GEORGIA-PACIFIC and the GEORGIA-PACIFIC logo are owned by or licensed to Georgia-Pacific Wood Products LLC and are used under license. Georgia-Pacific Wood Products LLC does not manufacture, distribute or warrant the products described in this brochure. FOREST RIDGE, SHADOW RIDGE, CASTLE RIDGE, VISION PRO, COMPASS, SOMERSET COASTAL, OAKSIDE and PARKSIDE are registered trademarks, NATURAL ELEMENTS COLLECTION and CEDAR SPECTRUM are trademarks, and BLUELINX and the BLUELINX design are trademarks and registered service marks of BlueLinx Corporation. Ply Gem Shutters and Accents, Leaf Relief, Leaf Logic, are part of **Cornerstone Building Brands**, Inc. ALL RIGHTS RESERVED.

© 2022 BlueLinx Corporation. ALL RIGHTS RESERVED. Printed in the U.S.A.  
4101099991101/RevE/MS/CG/1021

< PREVIOUS PAGE | SPEC GUIDE CONTENTS | SPEC GUIDE COVER

# GEORGIA PACIFIC TRIM COIL ITEM NUMBER CROSS REFERENCE 2021-2022

2021 BASE PROFILE	2021 ITEM NUMBER	2021 DESCRIPTION	2022 BASE PROFILE	2022 ITEM NUMBER	2022 LABEL COLOR NAME
366DP	366DP259	STONE CLAY DURAPRO TRIM COIL	S24LM	S24LM A5	STONE MOUNTAIN CLAY
36627W	36627W259	24" WG TRIM COIL CLAY	S24W	S24W A5	STONE CLAY
36629	36629306	TC24-P CR CABIN BROWN	SCR24T	SCR24T DQ	CABIN
36642	36642605	TC24-P CRANE IVORY	SCR24T	SCR24T DV	IVORY
36629	36629223	TC24-A CRANBERRY SW	SGI24	SGI24 223	CRANBERRY
36629	36629224	TC24-A SW ANTIQUE IVORY	SGI24	SGI24 224	ANTIQUÉ IVORY
36629	36629226	TC24-A IMPERIAL BROWN	SGI24	SGI24 226	IMPERIAL BROWN
36627	36627262	TC24-A NAP/VF GRECIAN GREEN	SGI24	SGI24 262	GRECIAN GREEN-ANDERSON FORREST
36627	36627274	TC24-A NAP WIN WH/WIN WH	SGI24	SGI24 274	GENERAN WINDOW WHITE/WINDOW WHDOWS-WINDOW WHITE/WINDOW WHITE
36627	36627275	TC24-A NAP WIN BRN/WIN WH	SGI24	SGI24 275	GENERAN WINDOW BROWN/WINDOW WHDOWS-WINDOW BROWN/WINDOW WHITE
36627	36627271	TC24-A NAP BLACK/WIN WH	SGI24	SGI24 33/274	BLACK-PELLA BLACK/ WINDOW WHITE
36627	36627260	TC24-A MUSKET	SGI24	SGI24 59	MUSKET BROWN
36628	36628312	TC24-A GP SCTCH PN/CR EVERGRN	SGI24	SGI24 DP	SCOTCH PINE
36627	36627277	TC24-A NAP BRONZE/WIN WH	SGI24	SGI24 JS/274	DARK BRONZE-MARVIN BRONZE
36627	36627671	TC24-A PELLA POPLAR WHITE	SGI24	SGI24 PP	PELLA-POPLAR WHITE
36627	36627205	TC24-A PELLA PUTTY	SGI24	SGI24 PQ	PELLA-PUTTY
36627	36627673	TC24-A PELLA TAN	SGI24	SGI24 PT	PELLA-TAN
36638	36638753	TC24-A TRM CL EARTHTONE /PG	SGI24	SGI24 WU	PLY GEM-EARTHTONE
36638	36638754	TC24-A TRM CL SANDSTONE /PG	SGI24	SGI24 WV	PLYGEM-SANDSTONE
36638	36638752	TC24-A TRM CL BEIGE/CAM /PG	SGI24	SGI24 WY	PLY GEM-CAMEL/BEIGE
36629	36629378	TC24-A BRNDYWIN/CNTRYLN RED	SGI24	SGI24 YR	BRANDY
36629	36629379	TC24-A N/VF/GP EVENING GRAY	SGI24	SGI24 YS	EVENING GRAY
36628	36628337	TC24-P NAP/VF GRECIAN GRN	SGI24T	SGI24T 262	GRECIAN GREEN-ANDERSEN-FOREST
36628	36628274	TC24-P WINDOW WHITE	SGI24T	SGI24T 274	PLY GEM-CAMEL/BEIGE
36628	36628275	TC24-P WINDOW BROWN	SGI24T	SGI24T 275	GENERAL WINDOWS-WINDOW BROWN/WINDOW WHITE
36628	36628276	TC24-P WINDOW ALMOND/CR BEIGE/	SGI24T	SGI24T 276	GENERAL WINDOWS-WINDOW ALMOND/WINDOW WHITE
36629	36629373	TC24-P MUSKET	SGI24T	SGI24T 59	MUSKET BROWN
36635	36635151	TC24-P NORWEGIAN WOOD	SGI24T	SGI24T A0	NORWEGIAN WOOD-ANDERSEN-SANDTONE (RENEWAL)
36639	36639753	TC24-P PVC TM CL EARTHTONE /PG	SGI24T	SGI24T WU	PLY GEM-EARTHTONE
36639	36639754	TC24-P PVC TM CL SANDSTONE/PG	SGI24T	SGI24T WV	PLYGEM- EARTHTONE
36639	36639752	TC24-P PVC TM CL BEIGE/CAM /PG	SGI24T	SGI24T WY	PLY GEM-CAMEL/BEIGE
36628	36628341	TC24-P NAP/VF HARBOUR	SGI24T	SGI24T YV	HARBOUR
36628	36628342	TC24-P NAP/VF WINE	SGI24T	SGI24T YW	WINE
36644	36644833	TC24-A HL GRAY	SHL24	SHL24 YB	GRAY
36628	36628196	TC24-P RY PEARL/HL LINEN	SHL24T	SHL24T YT	LINEN
36627	36627A02	TC24-A GRAY/RV RIVER BARK	SPG24	SPG24 02	SILVER GREY-GEORGIAN GRAY-GRAY-STONE GRAY
36627	36627243	TC24-A WHITE/MT FROST	SPG24	SPG24 04	WHITE -DOVER WHITE
36629	36629392	TC24-A M BRONZE	SPG24	SPG24 09	BRONZE
36629	36629370	TC24-A PWTR/CT CHRCL GRY/HL GR	SPG24	SPG24 090	DEEP GRANITE-PEWTER -GRANITE
36629	36629368	TC24-A BRWD/CT HRTHSTN/HL CNYN	SPG24	SPG24 100	RUGGED CANYON-BRIARWOOD-CANYON
36627	36627144	TC24-A NAP/VF EV/TW SHDW	SPG24	SPG24 144	MISTY SHADOW-TWILIGHT SHADOW-SHADOW
36627	36627145	TC24-A NAP/VF BLUE BAYOU/BAYOU	SPG24	SPG24 145	BLUE BAYOU-BAYOU
36627	36627146	TC24-A NEWPORT BAY	SPG24	SPG24 146	NEWPORT BAY
36627	36627147	TC24-A BRANDY WOOD	SPG24	SPG24 147	BRANDYWOOD
36627	36627148	TC24-A MASTIC/KP MAHOGANY/	SPG24	SPG24 148	MAHOGANY
36627	36627149	TC24-A BRICK RED	SPG24	SPG24 149	RED BRICK
36627	36627156	TC24-A NATURAL SLATE	SPG24	SPG24 156	NATURAL SLATE
36627	36627157	TC24-A RICHMOND RED	SPG24	SPG24 157	RICHMOND RED
36629	36629374	TC24-A SAGEBROOK	SPG24	SPG24 170	QUIET WILLOW-SAGEBROOK-WILLOW
36627	36627250	TC24-A MOCHA/DESERT SAND	SPG24	SPG24 22	DESERT SAND-RICH MOCHA--SAND
36635	36635251	ACRYLIC TRIM COIL ATMN HRVST	SPG24	SPG24 251	AUTUMN HARVEST
36627	36627252	TRIM COIL MSTC VNYRD GRV	SPG24	SPG24 252	VINYARD GROVE
36627	36627254	TC24-A AMBER	SPG24	SPG24 254	AMBER
36629	36629260	TC24-A HAZELNUT	SPG24	SPG24 260	HAZELNUT
36627	36627391	TC24-A SEDONA RED/WHT	SPG24	SPG24 290	RUSSET RED-SEDONA RED-HAMPTON RED
36627	36627266	TC24-A NP/VF/GP CREAM/CL CREAM	SPG24	SPG24 30	CLASSIC CREAM-CREAM-BEIGE
36635	36635404	TC24-A VF ISL PEARL/GP PRL	SPG24	SPG24 31	CAMEO-ISLAND PEARL-PEARL-IVORY
36628	36628389	TC24-A SNDTN/CR SDDL/HL CHTEAU	SPG24	SPG24 39	SANDTONE-AUTUMN TAN
36629	36629369	TC24-A WEDGEWOOD	SPG24	SPG24 390	ENGLISH WEDGEWOOD-WEDGWOOD
36627	36627267	TC24-A CACTUS/THSTLE/CT SGRSS	SPG24	SPG24 510	SCOTTISH THISTLE-IRISH THISTLE- THISTLE
36629	36629511	TC24-A OLIVE	SPG24	SPG24 511	TUSCAN OLIVE-SPANISH OLIVE-OLIVE
36627	36627263	TC24-A ALMOND	SPG24	SPG24 53	NATURAL ALMOND-ALMOND
36627	36627573	TC24-A JH MOSS/MT CYPRESS	SPG24	SPG24 573	SOUTHERN CYPRESS
36627	36627380	TC24-A MASTIC CHARCOAL GRAY	SPG24	SPG24 80	CHARCOAL GRAY
36627	36627802	TC24-A CINNABAR	SPG24	SPG24 802	ANTIQUÉ CINNABAR-CINNABAR
36627	36627803	TC24-A BROWNSTONE	SPG24	SPG24 803	CENTURY BROWNSTONE-BROWNSTONE
36627	36627812	TC24-A BRUNSWICK	SPG24	SPG24 812	DEEP BRUNSWICK-BRUNSWICK
36627	36627813	TC24-A DUBLIN	SPG24	SPG24 813	OLD DUBLIN-DUBLIN

# GEORGIA PACIFIC TRIM COIL ITEM NUMBER CROSS REFERENCE 2021-2022

2021 BASE PROFILE	2021 ITEM NUMBER	2021 DESCRIPTION	2022 BASE PROFILE	2022 ITEM NUMBER	2022 LABEL COLOR NAME
36627	36627814	TC24-A IRONWOOD	SPG24	SPG24 814	URBAN IRON-RON
36635	36635304	TC24-A CLAY	SPG24	SPG24 A5	STONE MOUNTAIN CLAY - NORTHERN OAK-NORTHERN OAK - CLAY
36645	36645856	TC24-A TAN/WCKR/ATN TAN/HRHST	SPG24	SPG24 A7	ALMOND-SANDY TAN-TAN-WICKER
36645	36645863	TC24-A MIST/CR BONE/JH CBBLSTN	SPG24	SPG24 C3	SILVER MIST- MIST
36627	36627009	TC24-A REDWOOD	SPG24	SPG24 E9	REDWOOD-REDWOOD*-CHESTNUT
36628	36628249	TC24-A ISLD PALM/VF MEDTN PALM	SPG24	SPG24 IC	LAKESHORE FERN-MEDITERRANEAN PALM-PALM
36627	36627143	TC24-A NAP/VF PLANTN TEAK/TEAK	SPG24	SPG24 IF	TEAK-MONTANA SUEDE
36627	36627113	TC24-A NAP/ROY LINEN	SPG24	SPG24 Y6	HERITAGE LINEN
36644	36644840	TC24-A SLATE/GR GRY/FLNT	SPG24	SPG24 YH	COTTAGE GRAY-FLINT-SHADED GRAY
36635	36635401	TC24-A VF SAV BLUE/GP BLUE	SPG24	SPG24 YJ	SAVANNAH BLUE- BLUE
36627	36627265	TC24-A BEIGE	SPG24	SPG24 YP	AUTUMN BEIGE-BEIGE
36628	36628A02	TC24-P GRAY/RV RIVER BARK	SPG24T	SPG24T 02	SILVER GREY-GEORGIAN GRAY-GRAY-STONE GRAY
36628	36628321	TC24-P NP/GP-WHT VF-DVR WHT	SPG24T	SPG24T 04	WHITE-DOVER WHITE
36628	36628365	TC24-P PWTR/ CT CHRCL GRY/HL G	SPG24T	SPG24T 090	DEEP GRANITE-PEWTER-GRANITE
36628	36628363	TC24-P BRWD/CT HRHSTN/HL CNYN	SPG24T	SPG24T 100	RUGGED CANYON-BRIARWOOD-CANYON
36628	36628144	TC24-P EVENING/TWILIGHT SHADOW	SPG24T	SPG24T 144	MISTY SHADOW-TWILIGHT SHADOW-SHADOW-SHADOW
36628	36628145	TC24-P BLUE BAYOU/BAYOU	SPG24T	SPG24T 145	BAYOU-BAYOU
36628	36628146	TC24-P NEWPORT BAY	SPG24T	SPG24T 146	NEWPORT BAY
36628	36628147	TC24-P BRANDY WOOD	SPG24T	SPG24T 147	BRANDY WOOD
36628	36628148	TC24-P MAHOGANY	SPG24T	SPG24T 148	MAHOGANY
36628	36628149	TC24-P BRICK RED	SPG24T	SPG24T 149	BRICK RED
36628	36628156	TC24-P NATURAL SLATE	SPG24T	SPG24T 156	NATURAL SLATE
36628	36628366	TC24-P SAGEBROOK	SPG24T	SPG24T 170	QUIET WILLOW-SAGEBROOK-WILLOW
36628	36628250	TC24-P MOCHA/DESERT SAND	SPG24T	SPG24T 22	DESERT SAND-RICH MOCHA--SAND
36629	36629251	PVC TRIM COIL ATMN HRVST	SPG24T	SPG24T 251	AUTUMN HARVEST
36628	36628252	PVC TRIM COIL MSTC VNYRD GRV	SPG24T	SPG24T 252	VINEYARD GROVE
36628	36628254	TC24-P AMBER	SPG24T	SPG24T 254	AMBER
36628	36628260	TC24-P HAZELNUT	SPG24T	SPG24T 260	HAZELNUT
36628	36628360	TC24-P SEDONA RED	SPG24T	SPG24T 290	RUSSET RED-SEDONA RED-HAMPTON RED
36628	36628336	TC24-P NP/VF/GP CREAM/CL CREAM	SPG24T	SPG24T 30	CLASSIC CREAM-CREAM-BEIGE
36635	36635434	TC24-P VF ISL PEARL/GP PRL	SPG24T	SPG24T 31	CAMEO-ISLAND PEARL-PEARL-IVORY
36629	36629389	TC24-P SNDTN/CR SDDL/HL CHTEAU	SPG24T	SPG24T 39	SANDTONE-AUTUMN TAN
36628	36628364	TC24-P WEDGEWOOD	SPG24T	SPG24T 390	ENGLISH WEDGEWOOD-WEDGEWOOD
36628	36628330	TC24-P N CACTUS/VY SAGE/R FLAG	SPG24T	SPG24T 510	SCOTTISH THISTLE-IRISH THISTLE- THISTLE
36628	36628511	TC24-P OLIVE	SPG24T	SPG24T 511	TUSCAN OLIVE-SPANISH OLIVE-OLIVE
36628	36628332	TC24-P ALMOND	SPG24T	SPG24T 53	NATURAL ALMOND-ALMOND
36628	36628573	TC24-P JH HEATHERED MOSS	SPG24T	SPG24T 573	SOUTHERN CYPRESS
36628	36628802	TC24-P CINNABAR	SPG24T	SPG24T 802	ANTIQUE CINNABAR-CINNABAR
36628	36628803	TC24-P BROWNSTONE	SPG24T	SPG24T 803	CENTURY BROWNSTONE-BROWNSTONE
36628	36628812	TC24-P BRUNSWICK	SPG24T	SPG24T 812	DEEP BRUNSWICK-BRUNSWICK
36628	36628813	TC24-P DUBLIN	SPG24T	SPG24T 813	OLD DUBLIN - DUBLIN
36628	36628814	TC24-P IRONWOOD	SPG24T	SPG24T 814	URBAN IRON- IRON
36635	36635441	TC24-P CLAY	SPG24T	SPG24T A5	STONE MOUNTAIN CLAY / NORTHERN OAK-NORTHERN OAK / CLAY
36635	36635435	TC24-P NP WCKR VF/GP TAN/STAN	SPG24T	SPG24T A7	ALMOND-SANDY TAN-TAN-WICKER
36636	36636751	TC24-P MIST/DFTWD/HRBN/CRNBONE	SPG24T	SPG24T C3	SILVER MIST-MIST
36629	36629249	TC24-P PALM/M LKSR FRN/JH MTN	SPG24T	SPG24T IC	LAKESHORE FERN-MEDITERRANEAN PALM-PALM
36628	36628143	TC24-P PLANTATION TEAK/TEAK	SPG24T	SPG24T IF	MONTANA SUEDE-TEAK-TEAK-MONTANA SUEDE
36628	36628313	TC24-P NAPCO/ROY LINEN	SPG24T	SPG24T Y6	HERITAGE LINEN
36644	36644810	TC24-P SLATE/GR GRY/FLNT	SPG24T	SPG24T YH	COTTAGE GRAY-FLINT-SHADED GRAY
36635	36635431	TC24-P VF SAV BLUEL/GP BLUE	SPG24T	SPG24T YJ	SAVANNAH BLUE-BLUE-
36628	36628334	TC24-P BEIGE	SPG24T	SPG24T YP	AUTUMN BEIGE-BEIGE
36627	36627296	TC24-A CT FRN BLND/HL MOCHA	SWC24	SWC24 E3	FRONTIER BLEND*
36631	36631203	TC24-A 018 WHITE	EC24	EC24 04	WHITE
36631	36631278	TC .018 BLACK/MSK BRN 24"X50FT	EC24	EC24 BM	BLACK/ MUSKET BROWN
36631	36631376	TC .018 BALCK/ROY BRN 24"X50FT	EC24	EC24 BR	BLACK/ ROYAL BROWN
36632	36632203	TC24-P 018 WHITE	EC24T	EC24T 04	WHITE
36623	36623203	TC14-A WHITE	S14	S14 04	WHITE
36623	36623278	14" X 50' TC BLACK/MUSKET BRN	S14	S14 BM	BLACK / MUSKET BROWN
36623	36623376	14" X 50' TC BLACK/ROYAL BROWN	S14	S14 BR	BLACK / ROYAL BROWN
36634	36634203	TC24-A 150' WHITE	S24150	S24150 04	WHITE
36634	36634274	#24"X150' TC VNL W WH/VNL W WH	S24150	S24150 274	WINDOW WHITE -WIN WHITE
366DP	366DP116	DK BRONZE DURAPRO TRIM COIL	S24LM	S24LM JS	DARK BRONZE
366DP	366DP203	WHITE DURAPRO TRIM COIL	S24LM	S24LM 04	DOVER WHITE
366DP	366DP213	ROYAL BRN DURAPRO TRIM COIL	S24LM	S24LM 62	ROYAL BROWN
366DP	366DP215	ALMOND DURAPRO TRIM COIL	S24LM	S24LM 53	ALMOND
366DP	366DP216	BLACK DURAPRO TRIM COIL	S24LM	S24LM 33	BLACK
366DP	366DP221	MUSKET BRN DURAPRO TRIM COIL	S24LM	S24LM 59	MUSKET BROWN
366DP	366DP274	WIN WHITE DURAPRO TRIM COIL	S24LM	S24LM 274	WINDOW WHITE



**GEORGIA PACIFIC TRIM COIL ITEM NUMBER CROSS REFERENCE 2021-2022**

2021 BASE PROFILE	2021 ITEM NUMBER	2021 DESCRIPTION	2022 BASE PROFILE	2022 ITEM NUMBER	2022 LABEL COLOR NAME
366DP	366DP276	WIN ALMOND DURAPRO TRIM COIL	S24LM	S24LM 276	WINDOW ALMOND
366DP	366DP856	TAN DURAPRO TRIM COIL	S24LM	S24LM A7	SANDY TAN
36635	36635203	TC24-P 150' WHITE	S24T150	S24T150 04	WHITE
36635	36635274	TC24-P 150' WINDOW WHITE	S24T150	S24T150 274	WINDOW WHITE -WIN WHITE
36627W	36627W116	24" WG TRIM COIL DK BRONZE	S24W	S24W JS	DARK BRONZE
36627W	36627W203	24" WG TRIM COIL WHITE	S24W	S24W 04	WHITE
36627W	36627W208	24" WG TRIM COIL TERRATONE	S24W	S24W 34	TERRATONE
36627W	36627W215	24" WG TRIM COIL ALMOND	S24W	S24W 53	MONTEREY ALMOND
36627W	36627W216	24" WG TRIM COIL BLACK	S24W	S24W 33	BLACK
36627W	36627W221	24" WG TRIM COIL MUSKET BRN	S24W	S24W 59	MUSKET BROWN
36627W	36627W232	24" WG TRIM COIL ISLAND PEARL	S24W	S24W 31	ISLAND PEARL
36627W	36627W250	24" WG TRIM COIL MOCHA	S24W	S24W 22	RICH MOCHA
36627W	36627W856	24" WG TRIM COIL TAN	S24W	S24W A7	WHEATFIELD TAN
36627	36627248	TC24-A CR GRAPHITE/VY SMOKESTO	SCR24	SCR24 DK	GRAPHITE
36627	36627268	TC24-A CR SLATE/JH NIGHT GRAY/	SCR24	SCR24 DF	SLATE
36627	36627612	TC24-A TERRA COTTA/SPICE/NUTMG	SCR24	SCR24 ID	NUTMEG
36627	36627865	TC24-A MARINE BLUE/INDIGO	SCR24	SCR24 865	INDIGO
36627	36627866	TC24-A CARBON	SCR24	SCR24 866	CARBON
36628	36628310	TC24-A CR REGATTA BLUE	SCR24	SCR24 DM	REGATTA
36629	36629220	TC24-A CR RYE/VP CANVAS	SCR24	SCR24 CW	RYE
36629	36629272	TC24-A CRN CYPRESS/WHITE	SCR24	SCR24 DS	CYPRESS
36629	36629279	TC24-A CRN WHEAT/WHITE	SCR24	SCR24 DT	WHEAT
36642	36642631	TC24-A CRANE PEARL	SCR24	SCR24 CU	PEARL
36642	36642632	TC24-A CRANE/VP CTRY BEIGE	SCR24	SCR24 CH	COUNTRY BEIGE
36642	36642634	TC24-A CRANE/VP DRIFTWOOD	SCR24	SCR24 CZ	DRIFTWOOD
36642	36642637	TC24-A CR CLAY/MN BRNSTN	SCR24	SCR24 CT	CLAY
36642	36642641	TC24-A CRANE/VP HARBOR BLUE	SCR24	SCR24 CI	HARBOR BLUE
36628	36628248	TC24-P CR GRAPHITE/VY SMOKESTN	SCR24T	SCR24T DK	GRAPHITE
36628	36628632	TC24P COUNTRY BEIGE	SCR24T	SCR24T CH	COUNTRY BEIGE
36628	36628711	TC24-P CR ESPRESSO	SCR24T	SCR24T 711	ESPRESSO
36628	36628712	TC24-P CR GRAYSTN/VY CASTLE ST	SCR24T	SCR24T CJ	GREYSTONE
36628	36628865	TC24-P MARINE BLUE/INDIGO	SCR24T	SCR24T 865	INDIGO
36628	36628866	TC24-P CARBON	SCR24T	SCR24T 866	CARBON
36629	36629303	TC24-P CR LIGHTHOUSE RED/RY	SCR24T	SCR24T DN	LIGHTHOUSE RED
36629	36629308	TC24-P CR REGATTA BLUE	SCR24T	SCR24T DM	REGATTA
36642	36642281	TC24-P CRANE CYPRESS	SCR24T	SCR24T DS	CYPRESS
36642	36642282	TC24-P CRANE WHEAT	SCR24T	SCR24T DT	WHEAT
36642	36642601	TC24-P CRANE PEARL	SCR24T	SCR24T CU	PEARL
36642	36642604	TC24-P CRANE/VP DRIFTWOOD	SCR24T	SCR24T CZ	DRIFTWOOD
36642	36642607	TC24-P CRANE/VP CLAY	SCR24T	SCR24T CT	CLAY
36642	36642611	TC24-P CRANE/VP HARBOR BLUE	SCR24T	SCR24T CI	HARBOR BLUE
36627	36627216	TC24-A BLACK	SGI24	SGI24 33	BLACK-PELLA BLACK/ WINDOW WHITE
36627	36627376	TC24-A BLACK/ROYAL BROWN	SGI24	SGI24 BR	BLACK-BLACK/ROYAL BROWN
36627	36627299	TC24-A NAP COCOA BEAN	SGI24	SGI24 P3	ANDERSON-COCOA BEAN
36627	36627135	TC24-A COPPER PENNY	SGI24	SGI24 135	COPPER PENNY
36629	36629377	TC24-A N/VF/GP FOREST/JH PRKPN	SGI24	SGI24 70	FOREST
36627	36627151	TC24-A NORWEGIAN WOOD	SGI24	SGI24 A0	NORWEGIAN WOOD-ANDERSGN-SANDTONE (RENEWAL)
36629	36629227	TC24-A SW PEARL GRAY	SGI24	SGI24 227	PEARL GRAY
36627	36627208	TC24-A TERRATONE	SGI24	SGI24 34	TERRATONE
36628	36628216	TC24-P BLACK	SGI24T	SGI24T 33	BLACK-PELLA BLACK/WINDOW WHITE
36635	36635377	TC24-P FOREST	SGI24T	SGI24T 70	FOREST
36628	36628326	TC24-P NAP/VF/GP ROYAL BROWN	SGI24T	SGI24T 62	ROYAL BROWN-PLYGEM CLAY
36628	36628208	TC24-P TERRATONE	SGI24T	SGI24T 34	TERRATONE
36629	36629165	TC24-A RY PEARL/HL LINEN	SHL24	SHL24 YT	LINEN
36629	36629375	TC24-A KP SMOKE/HL STONE	SHL24	SHL24 160	STONE
36644	36644831	TC24-A HL ANT WH/LP LINEN	SHL24	SHL24 L1	ANTIQUÉ WHITE
36644	36644836	TC24-A HL SANDALWOOD	SHL24	SHL24 H8	SANDALWOOD
36648	36648132	TC24-A SANDSTNE BE/BIRCHWD	SHL24	SHL24 HG	BIRCHWOOD
36628	36628190	TC24-P HL MIST	SHL24T	SHL24T K6	MIST
36644	36644806	TC24-P HL SANDALWOOD	SHL24T	SHL24T H8	SANDALWOOD
36627	36627279	TC24-A JH WINSL TAUPE/HL CAMEL	SJH24	SJH24 GK	WINSLOW TAUPE
36627	36627381	TC24-A LONDON BROWN	SJH24	SJH24 JN	LONDON BROWN
36627	36627574	TC24-A JH MULB WINE/MT EGGPLNT	SJH24	SJH24 574	MULBERRY WINE
36627	36627581	TC24-A JH WDSTK BRN/MT SP MOSS	SJH24	SJH24 581	WOODSTOCK BROWN
36627	36627620	TC24-A JH AUTUMN TAN	SJH24	SJH24 620	AUTUMN TAN
36627	36627621	TC24-A JH CHESTNUT BROWN	SJH24	SJH24 621	CHESTNUT BROWN
36627	36627622	TC24-A JH COUNTRYLANE RED	SJH24	SJH24 622	COUNTRYLANE RED
36627	36627623	TC24-A JH EVENING BLUE	SJH24	SJH24 623	EVENING BLUE
36627	36627624	TC24-A JH IRON GRAY	SJH24	SJH24 624	IRON GRAY

**GEORGIA PACIFIC TRIM COIL ITEM NUMBER CROSS REFERENCE 2021-2022**

2021 BASE PROFILE	2021 ITEM NUMBER	2021 DESCRIPTION	2022 BASE PROFILE	2022 ITEM NUMBER	2022 LABEL COLOR NAME
36627	36627625	TC24-A JH KHAKI BROWN	SJH24	SJH24 625	KHAKI BROWN
36627	36627626	TC24-A JH TIMBER BARK	SJH24	SJH24 626	TIMBER BARK
36627	36627627	TC24-A JH DEEP OCEAN	SJH24	SJH24 627	DEEP OCEAN
36627	36627628	TC24-A JH GRAY SLATE	SJH24	SJH24 628	GRAY SLATE
36627	36627629	TC24-A JH NIGHT GRAY	SJH24	SJH24 629	NIGHT GRAY
36627	36627643	TC24-A JH AGED PEWTER	SJH24	SJH24 643	AGED PEWTER
36627	36627644	TC24-A JH RICH ESPRESSO	SJH24	SJH24 644	RICH ESPRESSO
36627	36627867	TC24-A CT POLARIS	SJH24	SJH24 867	POLARIS
36627	36627868	TC24-A CT NANTUCKET	SJH24	SJH24 868	NANTUCKET
36627	36627869	TC24-A CT PEPPERCORN	SJH24	SJH24 869	PEPPERCORN
36628	36628387	TC24-A VICTORIAN GRAY	SJH24	SJH24 36	PEARL GRAY
36628	36628388	TC24-A LINEN/ALPINE FROST	SJH24	SJH24 44	ALPINE FROST
36629	36629201	TC24-A JH TRD RD	SJH24	SJH24 T2	TRADITIONAL RED
36629	36629791	TC24-A HL SIENNA/JH SFT GRN	SJH24	SJH24 K7	JH SOFT GREEN
36645	36645851	TC24-A JH SAIL CLOTH	SJH24	SJH24 A8	SAIL CLOTH
36628	36628381	TC24-P LONDON BRN/JH PEBBL BRN	SJH24T	SJH24T JN	PEBBLE BROWN
36628	36628581	TC24-P JH WOODSTK BROWN	SJH24T	SJH24T 581	WOODSTOCK BROWN
36628	36628620	TC24-P JH AUTUMN TAN	SJH24T	SJH24T 620	AUTUMN TAN
36628	36628623	TC24-P JH EVENING BLUE	SJH24T	SJH24T 623	EVENING BLUE
36628	36628791	TC24-P JH SOFT GREEN/HL SIENNA	SJH24T	SJH24T K7	JH SOFT GREEN
36628	36628868	TC24-P NANTUCKET	SJH24T	SJH24T 868	NANTUCKET
36628	36628869	TC24-P PEPPERCORN	SJH24T	SJH24T 869	PEPPERCORN
36629	36629387	TC24-P VICTORIAN GRAY	SJH24T	SJH24T 36	PEARL GRAY
36629	36629388	TC24-P LINEN/ALPINE FROST	SJH24T	SJH24T 44	ALPINE FROST
36629	36629867	TC24-P POLARIS	SJH24T	SJH24T 867	POLARIS
36647	36647109	TC24-P JH SAIL CLOTH	SJH24T	SJH24T A8	SAIL CLOTH
36648	36648154	TC24-P JH TRD RD	SJH24T	SJH24T T2	TRADITIONAL RED
36627	36627017	TC24-A KP HERON	SKP24	SKP24 17	HERON
36627	36627210	TRIM COIL CAMEL/CORN SILK	SKP24	SKP24 210	CAMEL
36627	36627292	TC24-A CT ARBOR BLEND/KP DUSK	SKP24	SKP24 E4	DUSK
36629	36629175	TC24-A LP/ABT ALMOND	SKP24	SKP24 LH	ALMOND
36629	36629211	TC24-A LP/ABT SANDSTONE	SKP24	SKP24 LU	SANDSTONE
36629	36629290	TC24-A RY LATTE/KP KHAKI	SKP24	SKP24 LM	KHAKI
36629	36629737	TC24-A LP/ABT HERITAGE GRAY	SKP24	SKP24 LT	HERITAGE GRAY
36628	36628017	TC24-P KP HERON	SKP24T	SKP24T 17	HERON
36628	36628178	TC24-P LP/ABT ALMOND	SKP24T	SKP24T LH	ALMOND
36628	36628180	TC24-P RY LATTE/KP KHAKI	SKP24T	SKP24T LM	KHAKI
36628	36628191	TC24-P LP/ABT TAN	SKP24T	SKP24T LP	TAN
36628	36628199	TC24-P LP/ABT SANDSTONE	SKP24T	SKP24T LU	SANDSTONE
36628	36628210	PVC TRIM COIL MSTC CORN SILK	SKP24T	SKP24T 210	CAMEL
36628	36628777	TC24-P LP/ABT HERITAGE GRAY	SKP24T	SKP24T LT	HERITAGE GRAY
36642	36642615	TC24-P CRANE/VP RYE	SKP24T	SKP24T CW	CANVAS
36644	36644801	TC24-P HL ANT WHT/LP LINEN	SKP24T	SKP24T L1	CLASSIC LINEN
36627	36627575	TC24-A VY FOREST/MT MUSK GREEN	SMN24	SMN24 575	MUSKOKA GREEN
36627	36627583	TC24-A STRATUS	SMN24	SMN24 583	STRATUS
36627	36627585	TC24-A FLAGSTONE	SMN24	SMN24 585	FLAGSTONE
36641	36641539	TC24-A VY LINEN/MT BONE	SMN24	SMN24 NE	BONE
36628	36628583	TC24-P STRATUS	SMN24T	SMN24T 583	STRATUS
36628	36628585	TC24-P MITTEN FLAGSTONE	SMN24T	SMN24T 585	FLAGSTONE
36628	36628626	PVC TRIM COIL JH TIMBER BARK	SMN24T	SMN24T 626	TIMBER BARK
36629	36629391	TC24-P DARK BRONZE	SMN24T	SMN24T JS	DARK BRONZE
36627	36627555	GRAPHITE TRIM COIL	SNX24	SNX24 555	GRAPHITE
36627	36627N20	CACTUS TRIM COIL	SNX24	SNX24 N20	CACTUS
36627	36627N21	COBBLESTONE TRIM COIL	SNX24	SNX24 N21	COBBLESTONE
36627	36627N22	WHEAT TRIM COIL	SNX24	SNX24 N22	WHEAT
36627	36627N23	GRANITE TRIM COIL	SNX24	SNX24 N23	GRANITE
36627	36627N25	STEEL BLUE TRIM COIL	SNX24	SNX24 N25	STEEL BLUE
36627	36627N26	OLIVE TRIM COIL	SNX24	SNX24 N26	OLIVE
36627	36627N27	FERN TRIM COIL	SNX24	SNX24 N27	FERN
36627	36627N28	WEDGEWOOD TRIM COIL	SNX24	SNX24 N28	WEDGEWOOD
36627	36627N29	RUSSET TRIM COIL	SNX24	SNX24 N29	RUSSET
36627	36627N30	HAZEL TRIM COIL	SNX24	SNX24 N30	HAZEL
36627	36627N31	IVY TRIM COIL	SNX24	SNX24 N31	IVY
36627	36627N32	EVERGREEN TRIM COIL	SNX24	SNX24 N32	EVERGREEN
36627	36627N33	SADDLE TRIM COIL	SNX24	SNX24 N33	SADDLE
36628	36628555	TC24-P GRAPHITE	SNX24T	SNX24T 555	GRAPHITE
36628	36628625	PVC TRM COIL KHAKI BROWN	SNX24T	SNX24T 625	TUMBLEWEED
36628	36628N20	TC24-P CACTUS	SNX24T	SNX24T N20	CACTUS



# GEORGIA PACIFIC TRIM COIL ITEM NUMBER CROSS REFERENCE 2021-2022

2021 BASE PROFILE	2021 ITEM NUMBER	2021 DESCRIPTION	2022 BASE PROFILE	2022 ITEM NUMBER	2022 LABEL COLOR NAME
36628	36628N21	TC24-P COBBLESTONE	SNX24T	SNX24T N21	COBBLESTONE
36628	36628N22	TC24-P WHEAT	SNX24T	SNX24T N22	WHEAT
36628	36628N23	TC24-P GRANITE	SNX24T	SNX24T N23	GRANITE
36628	36628N25	TC24-P STEEL BLUE	SNX24T	SNX24T N25	STEEL BLUE
36628	36628N26	TC24-P OLIVE	SNX24T	SNX24T N26	OLIVE
36628	36628N27	TC24-P FERN	SNX24T	SNX24T N27	FERN
36628	36628N28	TC24-P WEDGEWOOD	SNX24T	SNX24T N28	WEDGEWOOD
36628	36628N29	TC24-P RUSSET	SNX24T	SNX24T N29	RUSSET
36628	36628N30	TC24-P HAZEL	SNX24T	SNX24T N30	HAZEL
36628	36628N31	TC24-P IVY	SNX24T	SNX24T N31	IVY
36628	36628N32	TC24-P EVERGREEN	SNX24T	SNX24T N32	EVERGREEN
36628	36628N33	TC24-P SADDLE	SNX24T	SNX24T N33	SADDLE
36627	36627278	TC24-A NAP BLACK/MUSKT BRN	SPG24	SPG24 BM	BLACK/MUSKET BROWN
36647	36647103	TC24-P CT/WV SNOW/ARTIC WHITE	SPG24T	SPG24T 274	GENERAL WINDOWS WINDOW WHITE
36627	36627259	TC24-A NAP/VF/GP ROYAL BRN	SRL24	SRL24 62	COCOA
36627	36627284	TC24-A NTRL CDR/WHT/C.NUT BRN	SRL24	SRL24 XM	NATURAL CEDAR
36627	36627286	TC24-A RY HEATHER	SRL24	SRL24 XK	HEATHER
36627	36627287	TC24-A ROY HERITAGE BLUE	SRL24	SRL24 XL	HERITAGE BLUE
36627	36627314	TC24-A RY WEDGEWOOD	SRL24	SRL24 D9	WEDGEWOOD
36627	36627317	TC24-A M HAZELWOOD/RV SHAMROCK	SRL24	SRL24 IG	SHAMROCK
36627	36627711	TC24-A ESPRESSO	SRL24	SRL24 711	BARK
36628	36628386	TC24-A M/RV PBBL CLY/JH KHK BR	SRL24	SRL24 52	PEBBLE CLAY
36629	36629225	TC24-A SW CAREY TAN	SRL24	SRL24 225	WEATHERED GRAY
36629	36629228	TC24-A SW TUXEDO GRY/IRN GRY	SRL24	SRL24 228	IRONSTONE
36629	36629286	TC24-A STERLING/CLIPPER GRAY	SRL24	SRL24 Y8	STERLING
36629	36629738	TC24-A ROY BLUE GRAY	SRL24	SRL24 H2	BLUE GREY
36628	36628228	TC24-P TUXEDO GRAY	SRL24T	SRL24T 228	IRONSTONE
36628	36628281	TC24 P RY HARVARD SLATE	SRL24T	SRL24T XJ	HARVARD SLATE
36628	36628283	TC24 P ROY HEATHER	SRL24T	SRL24T XK	HEATHER
36628	36628286	TC24-P ROY FLAGSTONE	SRL24T	SRL24T 510	FLAGSTONE
36628	36628317	TC24-P M HAZELWOOD/RV SHAMROCK	SRL24T	SRL24T IG	SHAMROCK
36628	36628778	TC24-P ROY BLUE GRAY	SRL24T	SRL24T H2	BLUE GREY
36629	36629386	TC24-P PEBBLE CLAY/KHAKI BRN	SRL24T	SRL24T 52	PEBBLE CLAY
36627	36627247	TC24-A CR STRATFORD BLUE	SVY24	SVY24 IB	LAKESHORE BLUE
36627	36627712	TC24-A CR GRAYSTN/VY CASTLE ST	SVY24	SVY24 CJ	CASTLE STONE
36628	36628311	TC24-A CR LIGHTHOUSE RED/RV	SVY24	SVY24 DN	REDWOOD
36629	36629221	TC24-A VY SIERRA	SVY24	SVY24 NU	SIERRA BROWN
36640	36640933	TC24-A VYT ESTATE GRAY	SVY24	SVY24 NW	ESTATE GRAY
36640	36640934	TC24-A VYT HORIZON BLUE	SVY24	SVY24 YJ	HORIZON BLUE
36628	36628247	TC24-P CR STRATFORD BLUE	SVY24T	SVY24T IB	LAKESHORE BLUE
36628	36628268	TC24-P CR SLATE/JH NIGHT GRAY/	SVY24T	SVY24T DF	HARBOUR
36629	36629230	TC24-P NAP VY DESERT	SVY24T	SVY24T NJ	DESERT
36640	36640903	TC24-P VYT ESTATE GRAY	SVY24T	SVY24T NW	ESTATE GRAY
36640	36640904	TC24-P VYT HORIZON BLUE	SVY24T	SVY24T EP	HORIZON BLUE
36640	36640905	TC24-P VYT SIERRA	SVY24T	SVY24T NU	SIERRA BROWN
36641	36641509	TC24-P VYT LINEN	SVY24T	SVY24T NE	IRISH LINEN
36627	36627276	TC24-A WN ALM,JH S BG/WIN WHT	SWC24	SWC24 276	MEADOW BLEND
36627	36627344	TC24-A CT GREEN TEA	SWC24	SWC24 344	GREEN TEA
36627	36627345	TC24-A CT SPRUCE	SWC24	SWC24 345	SPRUCE
36627	36627346	TC24-A CT FOREST/JH FORST PINE	SWC24	SWC24 346	FOREST
36627	36627347	TC24-A CT AUTUMN RED	SWC24	SWC24 347	AUTUMN RED
36629	36629202	TC24-A CT GRANITE GRAY	SWC24	SWC24 35	GRANITE GRAY
36645	36645852	TC24-A WV STERLING GRAY	SWC24	SWC24 A4	GLACIER BLEND*
36645	36645854	TC24-A CT OXF BLUE/RV HRN BLUE	SWC24	SWC24 A6	OXFORD BLUE
36629	36629787	TC24-A VF DLRYSDN	SWC24	SWC24 A9	HERITAGE CREAM
36627	36627290	TC24-A CT SANDPIPER/HS CREAM	SWC24	SWC24 AS	SANDPIPER
36627	36627289	TC24-A CT SUEDE/MT SAHARA BRN	SWC24	SWC24 AT	SUEDE
36629	36629301	TC24-A CT AUT YELLOW	SWC24	SWC24 AY	AUTUMN YELLOW
36628	36628204	TC24-A CT BUCKSKIN CR HNY OAK	SWC24	SWC24 BU	BUCKSKIN
36645	36645858	TC24-A ROY/WV SAND	SWC24	SWC24 C1	WARM SAND
36628	36628391	TC24-A DARK BRONZE/MT GUN GREY	SWC24	SWC24 JS	DARK BRONZE
36629	36629222	TC24-A CT CYP/HL SGE/JH H MOSS	SWC24	SWC24 K2	CYPRESS
36627	36627297	TC24 A CT MEADOW BLEND	SWC24	SWC24 K5	MEADOW BLEND*
36629	36629789	TC24-A CT LINEN/HL MIST	SWC24	SWC24 K6	LINEN
36648	36648140	TC24-A CT L MAPLE RY S MAPLE	SWC24	SWC24 N5	LIGHT MAPLE
36641	36641532	TC24-A CT DSRT TN/JH SNDSTN BG	SWC24	SWC24 R3	DESERT TAN
36627	36627295	TC24-A CT FLAGSTONE	SWC24	SWC24 RA	FLAGSTONE
36648	36648131	TC24-A CT/VYT ASH	SWC24	SWC24 S5	SILVER ASH

# GEORGIA PACIFIC TRIM COIL ITEM NUMBER CROSS REFERENCE 2021-2022

2021 BASE PROFILE	2021 ITEM NUMBER	2021 DESCRIPTION	2022 BASE PROFILE	2022 ITEM NUMBER	2022 LABEL COLOR NAME
36629	36629203	TC24-A CT/WV IVY GREEN	SWC24	SWC24 T6	IVY GREEN
36629	36629206	TC24-A CT SBL BRN/JH TMBR BRK	SWC24	SWC24 T7	SABLE BROWN
36629	36629205	TC24-A CT PACIFIC BLUE/MT	SWC24	SWC24 T8	PACIFIC BLUE
36627	36627294	TC24-A CT CANYON BLEND	SWC24	SWC24 WB	CANYON BLEND*
36642	36642633	TC24-A RY HARVARD SLATE	SWC24	SWC24 XJ	HARVARD SLATE GUN GRAY
36628	36628115	TC24-P GRANITE GRAY	SWC24T	SWC24T 35	GRANITE GRAY
36647	36647107	TC24-P CT/WV STERLING GRAY	SWC24T	SWC24T A4	GLACIER BLEND*
36647	36647105	TC24-P CT OXF BLUE/RV HRN BLUE	SWC24T	SWC24T A6	OXFORD BLUE
36628	36628357	TC24-P VF DLRYSD/CT HCR/RV BE	SWC24T	SWC24T A9	HERITAGE CREAM
36628	36628302	TC24-P CT AUT YELLOW	SWC24T	SWC24T AY	AUTUMN YELLOW
36629	36629232	TC24-P CT BUCKSKIN CR HNY OAK	SWC24T	SWC24T BU	BUCKSKIN
36647	36647108	TC24-P HL/ROY/WV SAND	SWC24T	SWC24T C1	WARM SAND
36628	36628292	TC24-P M WDLND GRN/CT ARBRBLND	SWC24T	SWC24T E4	ARBOR BLEND*
36648	36648152	TC24-P CT SANDSTONE BEIGE	SWC24T	SWC24T HG	SANDSTONE BEIGE
36628	36628612	TC24-P TERRA COTTA/SPICE/NUTMG	SWC24T	SWC24T ID	TERRA COTTA
36647	36647112	TC24-P CYPES/HL SAGE/HTHRD MOS	SWC24T	SWC24T K2	CYPRESS
36648	36648160	TC24-P CT L MAPLE RY S MAPLE	SWC24T	SWC24T N5	LIGHT MAPLE
36641	36641502	TC24-P CT DESERT TAN	SWC24T	SWC24T R3	DESERT TAN
36628	36628284	TC24-P CT FLAGSTONE	SWC24T	SWC24T RA	FLAGSTONE
36648	36648151	TC24-P CT/VYT ASH/ROY HICKRY	SWC24T	SWC24T S5	SILVER ASH
36647	36647102	TC24-P CT/WV IVY GREEN	SWC24T	SWC24T T6	IVY GREEN
36647	36647111	TC24-P CT SBL BRN/JH TMBR BRK	SWC24T	SWC24T T7	SABLE BROWN
36647	36647106	TC24-P CT PACIFIC BLUE	SWC24T	SWC24T T8	PACIFIC BLUE
36619	36619203	TC24-A ULTRA WHITE	TS24024	TS24024 04	WHITE
36619	36619213	TC24-A ULTRA ROYAL BRN	TS24024	TS24024 62	ROYAL BROWN
36619	36619216	TC24-A ULTRA BLACK	TS24024	TS24024 33	BLACK
36619	36619221	TC24-A ULTRA MUSKET BRN	TS24024	TS24024 59	MUSKET BROWN
36619	36619856	TC24-A ULTRA TAN	TS24024	TS24024 A7	SANDY TAN
36620	36620203	TC24-P ULTRA GAUGE WHITE	TS24024T	TS24024T 04	WHITE
36620	36620221	TC24-P ULTRA MUSKET BRN	TS24024T	TS24024T 59	MUSKET BROWN
36627	ADD 36627243	TC24-A WHITE/MT FROST	SAL24	SAL24 04	GLACIER WHITE
36635	ADD 36635404	TC24-A VF ISL PEARL/GP PRL	SAL24	SAL24 31	CHAMPAGNE
36628	ADD 36628386	TC24-A M/RV PBBL CLY/JH KHK BR	SAL24	SAL24 52	TUSCAN CLAY
36645	ADD 36645856	TC24-A TAN/WCKR/ATN TAN/HRHST	SAL24	SAL24 A7	VINTAGE WICKER
36642	ADD 36642632	TC24-A CRANE/VP CTRY BEIGE	SAL24	SAL24 CH	MONTEREY SAND
36648	ADD 36648140	TC24-A CT L MAPLE RY S MAPLE	SAL24	SAL24 N5	COLONIAL IVORY
36641	ADD 36641532	TC24-A CT DSRT TN/JH SNDSTN BG	SAL24	SAL24 R3	MAPLE
36627	ADD 36627286	TC24-A RY HEATHER	SAL24	SAL24 XK	PLATINUM GRAY
36627	ADD 36627113	TC24-A NAP/ROY LINEN	SAL24	SAL24 Y6	NATURAL LINEN
36628	ADD 36628321	TC24-P NP/GP-WHT VF-DVR WHT	SAL24T	SAL24T 04	GLACIER WHITE
36635	ADD 36635434	TC24-P VF ISL PEARL/GP PRL	SAL24T	SAL24T 31	CHAMPAGNE
36629	ADD 36629386	TC24-P PEBBLE CLAY/KHAKI BRN	SAL24T	SAL24T 52	TUSCON CLAY
36635	ADD 36635435	TC24-P NP WCKR VF/GP TAN/STAN	SAL24T	SAL24T A7	VINTAGE WICKER
36628	ADD 36628632	TC24P COUNTRY BEIGE	SAL24T	SAL24T CH	MONTEREY SAND
36648	ADD 36648160	TC24-P CT L MAPLE RY S MAPLE	SAL24T	SAL24T N5	COLONIAL IVORY
36641	ADD 36641502	TC24-P CT DESERT TAN	SAL24T	SAL24T R3	MAPLE
36628	ADD 36628331	TC24 P ROY HEATHER	SAL24T	SAL24T XK	PLATINUM GRAY
36628	ADD 36628313	TC24-P NAPCO/ROY LINEN	SAL24T	SAL24T Y6	NATURAL LINEN
36628	ADD 36628389	TC24-A SNDTN/CR SDDL/HL CHTEAU	SCR24	SCR24 39	SADDLE
36629		TC24-A SW CAREY TAN	SGI24	SGI24 225	CAREY TAN
36629	ADD 36629228	TC24-A SW TUXEDO GRY/IRN GRY	SGI24	SGI24 228	TUXEDO GRAY
36627	36627276	TC24-A WN ALM,JH S BG/WIN WHT	SGI24	SGI24 276	DRIFTWOOD - SANDALWOOD - TAN
36628	ADD 36628389	TC24-A SNDTN/CR SDDL/HL CHTEAU	SGI24	SGI24 39	SANDALWOOD
36627	ADD 36627612	TC24-A TERRA COTTA/SPICE/NUTMG	SGI24	SGI24 ID	TERRA COTTA
36627	ADD 36627381	TC24-A LONDON BROWN	SGI24	SGI24 JN	LONDON BROWN
36628	ADD 36628391	TC24-A DARK BRONZE/MT GUN GREY	SGI24	SGI24 JS	DARK BRONZE
36628	ADD 36628228	TC24-P TUXEDO GRAY	SGI24T	SGI24T 228	TUXEDO GRAY
36629	ADD 36629389	TC24-P SNDTN/CR SDDL/HL CHTEAU	SGI24T	SGI24T 39	SANDALWOOD
36628	ADD 36628612	TC24-P TERRA COTTA/SPICE/NUTMG	SGI24T	SGI24T ID	TERRA COTTA
36628	ADD 36628381	TC24-P LONDON BRN/JH PEBBL BRN	SGI24T	SGI24T JN	LONDON BROWN
36629	ADD 36629391	TC24-P DARK BRONZE	SGI24T	SGI24T JS	DARK BRONZE
36628	ADD 36628389	TC24-A SNDTN/CR SDDL/HL CHTEAU	SCR24	SPG24 39	SADDLE
36628	ADD 36628388	TC24-A LINEN/ALPINE FROST	SPG24	SPG24 44	N/A
36627	ADD 36627247	TC24-A CR STRATFORD BLUE	SPG24	SPG24 IB	N/A
36629	ADD 36629388	TC24-P LINEN/ALPINE FROST	SPG24T	SPG24T 44	