

# Fence & Railing



SPECIFICATION GUIDE  
2024





# THE TOTAL DESIGNED EXTERIOR.


---

Define and accentuate homes with Ply Gem's portfolio of Fence & Railing solutions. Our ever-evolving collection of privacy fences, picket fences, ranch rail and performance railing, as well as pergolas, gazebos and privacy enclosures, are all available in beautiful, on-trend colors and innovative wood grain patterns that perfectly complement exterior designs. All products are resistant to fading, warping, yellowing, chipping, peeling and cracking, and are backed by a fully transferable Limited Lifetime Warranty.

Ply Gem offers a broad range of Fence & Railing solutions for fabricators, distributors, contractors and homeowners, from made-to-fabricate vinyl lineal to as easy-to-install kits and components.



# TABLE OF CONTENTS

Standard Extrusions and Accessory Color Matrix	4
Post Profiles	6
Post Accessories	16
Rail Profiles	20
Rail Accessories	27
Picket Profiles	33
Picket Accessories	42
Prefab Privacy	44
Fence Packs	46
Corner Accent Kits	48
Specialty Products	49
Gate Blocks	51
Tools and Hardware	52
D&D Gate Hardware	53
Nationwide Stainless Steel Gate Hardware	56
Express-Vinyl Rail	57
 Woodland Select Guide	62
Master List	81
Stone Columns	110

# STANDARD EXTRUSIONS AND ACCESSORY COLOR MATRIX

*This list includes the standard offering of extrusions and accessories. Not all products are listed.*



WOODLAND SELECT COLORS

DESCRIPTION	THICK	CATEGORY	WHITE	ALMOND	SAND- STONE	KHAKI	TAN	BLACK	CHESTNUT BROWN	WEATHERED CEDAR	NATURAL CEDAR	RED- WOOD	AGED CEDAR
3 1/2 x 3 1/2 Picket	.130	Post Profiles	•										
4 x 4 Post	.118	Post Profiles	•			•							
4 x 4 Post	.145	Post Profiles	•				•	•	•	•	•	•	•
4 x 4 Post	.160	Post Profiles	•	•	•	•	•						
5 x 5 GS Post	.142	Post Profiles	•	•	•	•	•	•					
5 x 5 Post	.154	Post Profiles	•	•	•	•	•		•	•	•	•	•
6 x 6 Post	.115	Post Profiles	•		•	•							
6 1/2 x 6 1/2 Post Wrap	N/A	Post Profiles	•	•									
3 1/2 x 3 1/2 External Cap	N/A	Post Accessories	•										
3 1/2 x 3 1/2 Gothic Cap	N/A	Post Accessories	•										
4 x 4 Classic Cap	N/A	Post Accessories	•	•	•	•	•						
4 x 4 Classic Trim	N/A	Post Accessories	•	•	•	•	•						
4 x 4 Internal Cap	N/A	Post Accessories						•	•			•	•
4 x 4 Decorative Cap	N/A	Post Accessories	•	•	•	•	•	•	•	•	•	•	•
4 x 4 Gothic Cap	N/A	Post Accessories	•										
5 x 5 Classic Cap & Trim	N/A	Post Accessories	•	•	•	•	•	•	•	•	•	•	•
5 x 5 Classic Trim R2	N/A	Post Accessories	•	•	•	•	•						
5 x 5 Internal Cap	N/A	Post Accessories						•	•	•	•	•	•
5 x 5 External Long Cap	N/A	Post Accessories	•	•	•	•	•	•	•	•	•	•	•
5 x 5 Flat Cap	N/A	Post Accessories	•										
5 x 5 Gothic Cap	N/A	Post Accessories	•										
6 x 6 External Cap	N/A	Post Accessories	•										
6 x 6 Classic Cap and Trim	N/A	Post Accessories	•										
6 x 6 Post Base Trim	N/A	Post Accessories	•										
Adjustable Trim With Standard Radius	N/A	Post Accessories	•										
Adjustable Trim With Reverse Radius	N/A	Post Accessories	•										
7/8 x 3 Picket	.070	Picket Profiles	•	•	•	•	•		•	•	•	•	•
1 3/8 x 1 3/8 Picket	.070	Picket Profiles	•	•	•	•	•	•	•	•	•	•	•
1 1/2 x 1 1/2 Picket	.085	Picket Profiles	•										
1 3/4 x 1 3/4 Picket	.090	Picket Profiles	•			•	•						
1 x 8 T&G	.070	Picket Profiles	•	•	•	•	•		•	•	•	•	•
1 3/8 x 1 3/8 x 38 Colonial Spindle	N/A	Picket Profiles	•	•	•	•							
1 1/2 x 1 1/2 x 38 Colonial Spindle	N/A	Picket Profiles	•	•	•	•							
1 1/2 x 1 1/2 x 38 Classic Spindle	N/A	Picket Profiles	•		•	•							
7/8 x 3 Dog Ear Cap	N/A	Picket Accessories	•	•	•	•	•		•	•	•	•	•
7/8 x 3 Spade Cap	N/A	Picket Accessories	•	•	•	•	•		•	•	•	•	•
1 3/8 x 1 3/8 Square Cap	N/A	Picket Accessories	•		•	•	•						
1 3/8 x 1 3/8 Gothic Cap	N/A	Picket Accessories	•										
1 3/4 x 1 3/4 Square Cap	N/A	Picket Accessories	•										
1 1/2 x 5 1/2 Ribbed Rail	.075	Rail Profiles	•	•	•		•	•	•	•			
1 1/2 x 5 1/2 Slotted Rail	.085	Rail Profiles	•	•	•	•	•		•	•	•	•	•



# STANDARD EXTRUSIONS AND ACCESSORY COLOR MATRIX

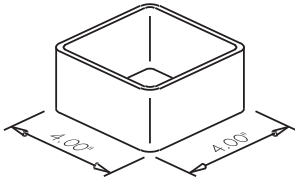
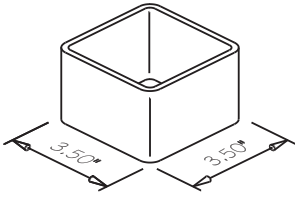
*This list includes the standard offering of extrusions and accessories. Not all products are listed.*



WOODLAND SELECT COLORS

DESCRIPTION	THICK	CATEGORY	WHITE	ALMOND	SAND-STONE	KHAKI	TAN	BLACK	CHESTNUT BROWN	WEATHERED CEDAR	NATURAL CEDAR	RED-WOOD	AGED CEDAR
1 3/4 x 3 1/2 Open Rail	.110	Rail Profiles	•	•	•	•	•						
2 x 3 1/2 Open Rail	.110	Rail Profiles	•	•	•	•	•	•	•	•	•	•	•
2 x 3 1/2 Open Rail	.120	Rail Profiles	•	•	•	•	•						
2 1/4 x 3 1/2 Open Rail	.095	Rail Profiles	•	•	•		•						
2 x 6 Open Rail	.125	Rail Profiles	•	•			•						
2 x 6 Ribbed Rail	.095	Rail Profiles	•	•	•		•						
2 x 6 1/2 Slotted Rail	.120	Rail Profiles	•	•	•	•	•		•	•	•	•	•
2 x 8 Open Rail	.120	Rail Profiles	•										
3 1/2 x 3 1/2 T-Rail	.110	Rail Profiles	•	•	•	•							
3 x 3 Rail	.120	Rail Profiles	•										
1 1/2 x 5 1/2 Ribbed Cap	N/A	Rail Accessories	•										
1 1/2 x 5 1/2 Rail Pocket	N/A	Rail Accessories	•	•	•								
1 1/2 x 5 1/2 Bracket	N/A	Rail Accessories	•					•		•			
1" x 12" Spacer Stock	N/A	Rail Accessories	•										
2 x 3 1/2 Open Cap	N/A	Rail Accessories	•	•	•		•						
2 x 3 1/2 x 4" Rail Pocket	N/A	Rail Accessories	•	•	•		•						
2 x 3 1/2 Internal Bracket	N/A	Rail Accessories	•										
2 Piece Adjustable Foot Block	N/A	Rail Accessories	•	•	•	•	•						
2 x 3 1/2 KBP Stair Trim & Base	N/A	Rail Accessories	•	•		•	•	•					
2 x 3 1/2 OEM Trim & Base	N/A	Rail Accessories	•	•	•	•	•	•					
2 x 3 1/2 OEM Trim & 2" OEM Base	N/A	Rail Accessories	•	•		•	•	•					
2 x 3 1/2 OEM 32 Stair Trim & 2" OEM Base	N/A	Rail Accessories	•	•	•	•	•	•					
2 x 3 1/2 45° Bracket Adapter	N/A	Rail Accessories	•	•		•	•	•					
2 x 3 1/2 Bracket 8" Smooth Column	N/A	Rail Accessories	•	•		•	•						
3 1/2 T-Rail Stair Bracket	N/A	Rail Accessories	•	•	•	•							
3 1/2 T-Rail OEM Trim & Base	N/A	Rail Accessories	•	•	•	•							
2 x 6 Open Cap	N/A	Rail Accessories	•			•							
2 x 6 x 4" Rail Pocket	N/A	Rail Accessories	•	•	•		•						
2 x 6 Bracket	N/A	Rail Accessories	•										
2 x 8 Universal Cap	N/A	Rail Accessories	•										
5/8" Cap Plug	N/A	Tools & Hardware	•	•	•	•	•		•	•	•	•	•
RH10 Snap Cap	N/A	Tools & Hardware	•	•	•	•	•		•	•	•	•	•
Screw Cover Cap Plug	N/A	Tools & Hardware	•	•		•	•						
1 x 1 3/6 U-Channel	N/A	U-Channel	•	•	•	•	•		•	•	•	•	•
7/8 x 6 T&G	.060	Picket Profile	•	•	•	•	•		•	•	•	•	•
7/8 x 11 1/4 T&G	.060	Picket Profile	•	•	•	•	•		•	•	•	•	•
7/8 x 6 RB Plank	.050	Picket Profile	•	•	•	•	•		•	•	•	•	•
7/8 x 1 1/2 Open Picket	.085	Picket Profile	•	•	•	•	•		•	•	•	•	•
2 x 7 Slotted	.110	Rail Profile	•	•	•	•	•		•	•	•	•	•
7/8 x 6 NL T&G	.042	Picket Profile	•	•	•	•	•		•	•	•	•	•

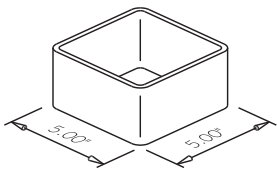
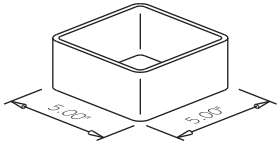
# POST PROFILES



DESCRIPTION	PART NUMBER	COLOR	LENGTH	TRUCK BUNDLE SIZE	BUNDLE QTY
<b>3 1/2 x 3 1/2 (0.130)</b>	8810012	White	192	1	72
	8810335	White	72	1	48

DESCRIPTION	PART NUMBER	COLOR	LENGTH	TRUCK BUNDLE SIZE	BUNDLE QTY
<b>4 x 4 Post Sleeve (0.118)</b>	8810175	White	108	1.25	121
	8810192	White	39	0.5	121
	8810207	White	48	0.5	121
	8810240	White	96	0.75	121
	8810208	Khaki	108	1.25	121
<b>4 x 4 (0.145) STD</b>	8810275	White	48	0.5	121
	8810066	White	60	0.75	121
	8810067	White	72	0.75	121
	8810068	White	84	1	121
	8810069	White	96	1	121
	8810071	White	108	1.25	121
	8810557	White	192	1.25	66
	8811149	Almond	84	1.00	121
	8811150	Almond	96	1.00	121
	8810836	Sandstone	72	0.75	121
	8810837	Sandstone	84	1	121
	8810838	Sandstone	96	1	121
	8810839	Khaki	72	0.75	121
	8810840	Khaki	84	1	121
	8810841	Khaki	96	1	121
	8810753	Khaki	144	1.25	66
	8810040A	Tan	60	0.75	121
	8810040B	Tan	72	0.75	121
	8810040C	Tan	84	0.75	121
	8810543	Tan	120	1.25	121
	8811173	Almond	120	1.25	121
	8811174	Almond	60	0.75	121
	8810927	Black	48	0.5	121
	8810928	Black	60	0.75	121
	8810893	Chestnut Brown	48	0.5	121
	8810894	Chestnut Brown	60	0.75	121
	8810895	Chestnut Brown	156	0.5	12
	8810800	Weathered Cedar	156	0.5	12
	8810801	Natural Cedar	156	0.5	12
	8810802	Redwood	156	0.5	12
	8810993	Aged Cedar	156	0.5	12
<b>4 x 4 (0.160) RW</b>	8810184	White	84	1	121
	8810538	White	108	1.25	121
	8810057	White	192	1.25	66
	8810059	White	38	1	121
	8810060	White	44	1	121
	8810056	Tan	192	1	33
	8811135	Almond	192	0.75	33
	8810525	Sandstone	192	0.75	33
	8810055	Khaki	192	0.75	33

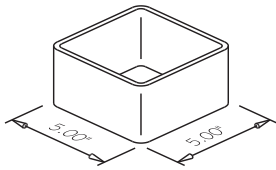
# POST PROFILES



DESCRIPTION	PART NUMBER	COLOR	LENGTH	TRUCK BUNDLE SIZE	BUNDLE QTY
<b>5 x 5 (0.142)</b>	8810119	White	60	0.75	81
	8810128	White	72	0.75	81
	8810124	White	78	1	81
	8810136	White	84	1	81
	8810141	White	96	1	81
	8810145	White	108	1	81
	8810827	White	144	1	45
	8810959	White	120	1	81
	8811152	Almond	72	1	81
	8811130	Almond	78	1	81
	8811131	Almond	84	1	81
	8811132	Almond	96	1	81
	8811136	Almond	108	1	81
	8810547	Sandstone	84	1	81
	8810548	Sandstone	96	1	81
	8810549	Sandstone	108	1	81
	8810833	Sandstone	72	1	81
	8810619	Sandstone	78	1	81
	8810203	Sandstone	90	1	81
	8810690	Khaki	84	1	81
	8810691	Khaki	96	1	81
	8810692	Khaki	108	1	81
8810328	Tan	72	0.75	81	
8810265	Tan	78	1	81	
8810266	Tan	84	1	81	
8810329	Tan	96	1	81	
8810614	Tan	108	1	81	
8810739	Tan	90	1	81	
8810961	Tan	120	1	81	
<b>5 x 5 (0.154)</b>	8810140	White	84	1	81
	8810144	White	96	1	81
	8810154	White	108	1.25	81
	881098A	White	120	1.25	81
	8810110	White	192	0.75	45
	8810955	White	144	0.75	45
	8810115	White	288	0.75	45
	8810519	Sandstone	84	0.5	36
	8810518	Sandstone	96	0.5	36
	8810517	Sandstone	108	0.5	36
	8810516	Sandstone	192	1	27
	8810956	Sandstone	144	0.75	45
	8810442	Khaki	96	0.5	36
	8810150	Khaki	108	0.5	36
	8810108	Khaki	192	1	27
	8810138	Tan	84	0.5	36
	8811138	Almond	192	1	27
	8811139	Almond	108	0.5	36
8811140	Almond	96	0.5	36	
8811141	Almond	84	0.5	36	

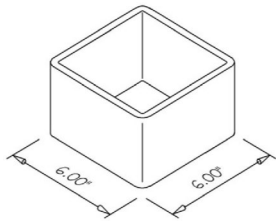


# POST PROFILES

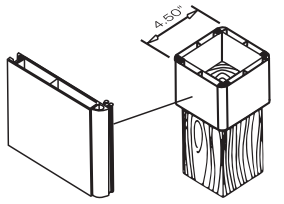


DESCRIPTION	PART NUMBER	COLOR	LENGTH	TRUCK BUNDLE SIZE	BUNDLE QTY
<b>5 x 5 (0.154)</b>	8811175	Almond	120	1.25	36
	8810295	Tan	96	0.75	36
	8810152	Tan	108	0.75	36
	8810095A	Tan	120	1.25	36
	8810109	Tan	192	0.75	27
	8810896	Chestnut Brown	84	0.5	36
	8810897	Chestnut Brown	96	0.5	36
	8810898	Chestnut Brown	108	0.5	36
	8810899	Chestnut Brown	192	1	27
	8810669	Weathered Cedar	78	0.5	36
	8810640	Weathered Cedar	84	0.5	36
	8810642	Weathered Cedar	96	0.5	36
	8810644	Weathered Cedar	108	0.5	36
	8810646	Weathered Cedar	192	1	27
	8810641	Natural Cedar	84	0.5	36
	8810643	Natural Cedar	96	0.5	36
	8810645	Natural Cedar	108	0.5	36
	8810647	Natural Cedar	192	1	27
<b>5 x 5 (0.154)</b>	8810689	Redwood	84	0.5	36
	8810675	Redwood	96	0.5	36
	8810676	Redwood	108	0.5	36
	8810677	Redwood	192	1	27
	8810994	Aged Cedar	84	0.5	36
	8810995	Aged Cedar	96	0.5	36
	8810996	Aged Cedar	108	0.5	36
	8810997	Aged Cedar	192	1	27
<b>5 x 5 Ranch Blank (0.154)</b>	8810699	Weathered Cedar	60	0.25	36
	8810640	Weathered Cedar	84	0.5	36
<b>5 x 5 Ranch Blank (0.142)</b>	8810900	Black	84	0.5	36
	8810912	Black	60	0.75	36
<b>5 x 5 Privacy Blank (0.142)</b>	8810136	White	84	1	81
	8810141	White	96	1	81
	8810145	White	108	1	81
	8810547	Sandstone	84	1	81
	8810548	Sandstone	96	1	81
	8810549	Sandstone	108	1	81
	8810690	Khaki	84	1	81
	8810691	Khaki	96	1	81
	8810692	Khaki	108	1	81
	8811152	Almond	72	1	81
	8811130	Almond	78	1	81
	8811131	Almond	84	1	81
	8811132	Almond	96	1	81
	8811136	Almond	108	1	81

# POST PROFILES



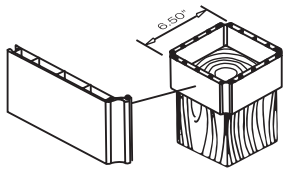
DESCRIPTION	PART NUMBER	COLOR	LENGTH	TRUCK BUNDLE SIZE	BUNDLE QTY
<b>6 x 6 (0.115)</b>	8810798	White	108	0.75	28
	8810834	Sandstone	108	0.75	28
	8810835	Khaki	108	0.75	28
	8811148	Almond	108	0.75	28
	8810735	White	120	0.75	28
	8810736	White	144	0.75	28



1 Section      1 Piece = 4 Sections

DESCRIPTION	PART NUMBER	COLOR	LENGTH	TRUCK BUNDLE SIZE	BUNDLE QTY
<b>4 x 4 Post Wrap</b>	8810308	White	120	0.25	20

*Note: Post wraps are designed for woodpost with a nominal dimension that is less than or equal to 3 1/2". Some posts may require corners to be knocked down or two adjacent sides to be planed.*

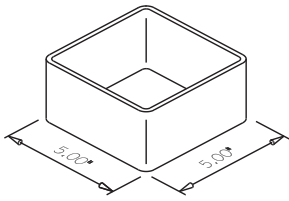


1 Section      1 Piece = 4 Sections

DESCRIPTION	PART NUMBER	COLOR	LENGTH	TRUCK BUNDLE SIZE	BUNDLE QTY
<b>6 1/2 x 6 1/2 Post Wrap</b>	8810320	White	120	0.25	20

*Note: Post wraps are designed for woodpost with a nominal dimension that is less than or equal to 5 1/2". Some posts may require corners to be knocked down or two adjacent sides to be planed.*

# PRE-ROUTED POSTS - RANCH RAIL



DESCRIPTION	PART NUMBER	COLOR	LENGTH	TRUCK BUNDLE SIZE	BUNDLE QTY
<b>5 x 5 2RL Line</b>	8810118	White	60	0.75	81
	8810693	Weathered Cedar	60	0.25	36
	8810903	Black	60	0.25	36
<b>5 x 5 2RL Line 11"</b>	8810484	White	72	1	81
<b>5 x 5 2RL End</b>	8810117	White	60	0.75	81
	8810694	Weathered Cedar	60	0.25	36
	8810902	Black	60	0.25	36
<b>5 x 5 2RL End 11"</b>	8810485	White	72	1	81
<b>5 x 5 2RL Corner</b>	8810116	White	60	0.75	81
	8810695	Weathered Cedar	60	0.25	36
	8810901	Black	60	0.25	36

DESCRIPTION	PART NUMBER	COLOR	LENGTH	TRUCK BUNDLE SIZE	BUNDLE QTY
<b>5 x 5 3RL Line</b>	8810127	White	72	0.75	81
	8810123	White	78	1	81
	8810132	White	84	1	81
	8811170	Almond	78	1	81
	8811218	Almond	84	1	81
	8810215	Tan	78	1	81
	8810212	Tan	84	1	81
	8811030	Chestnut Brown	84	0.5	36
	8810696	Weathered Cedar	84	0.5	36
	8810906	Black	84	0.5	36
<b>5 x 5 3RL Line 11"</b>	8810466	White	84	1	81
<b>5 x 5 3RL Line 14"</b>	8810469	White	84	1	81
<b>5 x 5 3RL End</b>	8810126	White	72	0.75	81
	8810122	White	78	1	81
	8810131	White	84	1	81
	8811172	Almond	78	1	81
	8811169	Almond	84	1	81
	8810217	Tan	78	1	81
	8810214	Tan	84	1	81
	8811031	Chestnut Brown	84	0.5	36
	8810697	Weathered Cedar	84	0.5	36
	8810905	Black	84	0.5	36
<b>5 x 5 3RL End 11"</b>	8810467	White	84	1	81
<b>5 x 5 3RL End 14"</b>	8810470	White	84	1	81
<b>5 x 5 3RL Corner</b>	8810125	White	72	0.75	81
	8810121	White	78	1	81
	8810130	White	84	1	81
	8811171	Almond	78	1	81
	8811168	Almond	84	1	81

Continued on next page

NOTE: Also requires External Long Cap for all colors or Internal Cap for Woodland Select colors. See Post Accessories Section for part numbers.



# PRE-ROUTED POSTS - RANCH RAIL

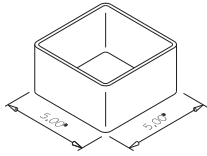
DESCRIPTION	PART NUMBER	COLOR	LENGTH	TRUCK BUNDLE SIZE	BUNDLE QTY
	8810216	Tan	78	1	81
	8810213	Tan	84	1	81
	8811032	Chestnut Brown	84	0.5	36
	8810698	Weathered Cedar	84	0.5	36
	8810904	Black	84	0.5	36

DESCRIPTION	PART NUMBER	COLOR	LENGTH	TRUCK BUNDLE SIZE	BUNDLE QTY
<b>5 x 5 4RL Line</b>	8810135	White	84	1	81
	8810907	Black	84	0.5	36
<b>5 x 5 4RL Line 9"</b>	8810490	White	96	1	81
<b>5 x 5 4RL End</b>	8810134	White	84	1	81
	8810908	Black	84	0.5	36
<b>5 x 5 4RL End 9"</b>	8810491	White	96	1	81
<b>5 x 5 4RL Corner</b>	8810133	White	84	1	81
	8810909	Black	84	0.5	36
<b>5 x 5 4RL Corner 9"</b>	8810492	White	96	1	81

---

NOTES:

# PRE-ROUTED POSTS - CLASSIC PRIVACY



NOTE: \*All Privacy Posts are pre-routed for use with 1-1/2 x 5-1/2 Rail

DESCRIPTION	PART NUMBER	PART NUMBER	COLOR	LENGTH	TRUCK BUNDLE SIZE	BOX QTY
<b>5 x 5 x 60" Privacy Line (1-1/2 x 5-1/2 Rail)</b>	10567	8810567	White	84	1	81
	10576	8810576	Sandstone	84	1	81
	10700	8810700	Khaki	84	1	81
	11163	8811163	Almond	84	1	81
	11164	8811164	Almond	84	1	81
	11165	8811165	Almond	84	1	81
<b>5 x 5 x 60" Privacy End (1-1/2 x 5-1/2 Rail)</b>	10568	8810568	White	84	1	81
	10577	8810577	Sandstone	84	1	81
	10701	8810701	Khaki	84	1	81
<b>5 x 5 x 60" Privacy Corner (1-1/2 x 5-1/2 Rail)</b>	10569	8810569	White	84	1	81
	10578	8810578	Sandstone	84	1	81
	10702	8810702	Khaki	84	1	81
<b>5 x 5 x 60" GS Privacy Line (2 x 6-1/2 Rail)</b>	10493	8810493	White	84	1	81
	10497	8810497	Tan	84	1	81
	10755	8810755	Sandstone	84	1	81
<b>5 x 5 x 60" GS Privacy End (2 x 6-1/2 Rail)</b>	10494	8810494	White	84	1	81
	10498	8810498	Tan	84	1	81
	10756	8810756	Sandstone	84	1	81
<b>5 x 5 x 60" GS Privacy Corner (2 x 6-1/2 Rail)</b>	10496	8810496	White	84	1	81
	10499	8810499	Tan	84	1	81
	10757	8810757	Sandstone	84	1	81

DESCRIPTION	PART NUMBER	PART NUMBER	COLOR	LENGTH	TRUCK BUNDLE SIZE	BOX QTY
<b>5 x 5 x 66" GS Privacy Line (2 x 6-1/2 Rail)</b>	10463	8810463	White	90	1	81
	10475	8810475	Tan	90	1	81
<b>5 x 5 x 66" GS Privacy End (2 x 6-1/2 Rail)</b>	10464	8810464	White	90	1	81
	10476	8810476	Tan	90	1	81
<b>5 x 5 x 66" GS Privacy Corner (2 x 6-1/2 Rail)</b>	10465	8810465	White	90	1	81
	10477	8810477	Tan	90	1	81

DESCRIPTION	PART NUMBER	PART NUMBER	COLOR	LENGTH	TRUCK BUNDLE SIZE	BOX QTY
<b>5 x 5 x 68" Privacy Line (1-1/2 x 5-1/2 Rail)</b>	10810	8810810	White	96	1	81
	10813	8810813	White	108	1	81
	10818	8810818	Sandstone	96	1	81
	10821	8810821	Sandstone	108	1	81
	11142	8811142	Almond	96	1	81
	11145	8811145	Almond	108	1	81
<b>5 x 5 x 68" Privacy End (1-1/2 x 5-1/2 Rail)</b>	10811	8810811	White	96	1	81
	10814	8810814	White	108	1	81
	10819	8810819	Sandstone	96	1	81
	10822	8810822	Sandstone	108	1	81
	11143	8811143	Almond	96	1	81
	11146	8811146	Almond	108	1	81

Continued on next page

# PRE-ROUTED POSTS - CLASSIC PRIVACY

DESCRIPTION	PART NUMBER	PART NUMBER	COLOR	LENGTH	TRUCK BUNDLE SIZE	BOX QTY
<b>5 x 5 x 68" Privacy Corner (1-1/2 x 5-1/2 Rail)</b>	10812	8810812	White	96	1	81
	10815	8810815	White	108	1	81
	10820	8810820	Sandstone	96	1	81
	10823	8810823	Sandstone	108	1	81
	11144	8811144	Almond	96	1	81
	11147	8811147	Almond	108	1	81
<b>5 x 5 x 68" GS Privacy Line (1-1/2 x 5-1/2 Rail)</b>	10860	8810860	White	96	1	81
<b>5 x 5 x 68" GS Privacy End (1-1/2 x 5-1/2 Rail)</b>	10861	8810861	White	96	1	81
<b>5 x 5 x 68" GS Privacy Corner (1-1/2 x 5-1/2 Rail)</b>	10862	8810862	White	96	1	81

DESCRIPTION	PART NUMBER	PART NUMBER	COLOR	LENGTH	TRUCK BUNDLE SIZE	BOX QTY
<b>5 x 5 x 70" Privacy Line (1-1/2 x 5-1/2 Rail)</b>	K2069LWH	K2069LWH	White	96	1	81
	K2070LWH	K2070LWH	White	108	1	81
	K2069LSD	K2069LSD	Sandstone	96	1	81
	K2070LSD	K2070LSD	Sandstone	108	1	81
	P2069LAM	P2069LAM	Almond	96	1	81
	11311	8811311	Almond	108	1	81
<b>5 x 5 x 70" Privacy End (1-1/2 x 5-1/2 Rail)</b>	K2069EWH	K2069EWH	White	96	1	81
	K2070EWH	K2070EWH	White	108	1	81
	K2069ESD	K2069ESD	Sandstone	96	1	81
	K2070ESD	K2070ESD	Sandstone	108	1	81
	P2069EAM	P2069EAM	Almond	96	1	81
	11312	8811312	Almond	108	1	81
<b>5 x 5 x 70" Privacy Corner (1-1/2 x 5-1/2 Rail)</b>	K2069CWH	K2069CWH	White	96	1	81
	K2070CWH	K2070CWH	White	108	1	81
	K2069CSD	K2069CSD	Sandstone	96	1	81
	K2070CSD	K2070CSD	Sandstone	108	1	81
	P2069CAM	P2069CAM	Almond	96	1	81
	11313	8811313	Almond	108	1	81
<b>5 x 5 x 70" Privacy Line (2 x 6-1/2 Rail)</b>	10460	8810460	White	96	1	81
	11350	8811350	White	108	1	81
	11155	8811155	Almond	96	1	81
	10934	8810934	Chestnut Brown	96	0	36
	11240	8811240	Chestnut Brown	108	0	36
	10709	8810709	Weathered Cedar	96	0	36
	11234	8811234	Weathered Cedar	108	0	36
	10712	8810712	Natural Cedar	96	0	36
	11290	8811290	Natural Cedar	108	0	36
	10721	8810721	Redwood	96	0	36
	11237	8811237	Redwood	108	0	36
	11017	8811017	Aged Cedar	96	0	36
11287	8811287	Aged Cedar	108	0	36	
<b>5 x 5 x 70" Privacy End (2 x 6-1/2 Rail)</b>	10461	8810461	White	96	1	81
	11352	8811352	White	108	1	81
	11154	8811154	Almond	96	1	81

Continued on next page



# PRE-ROUTED POSTS - CLASSIC PRIVACY

DESCRIPTION	PART NUMBER	PART NUMBER	COLOR	LENGTH	TRUCK BUNDLE SIZE	BOX QTY
	10935	8810935	Chestnut Brown	96	0	36
	11242	8811242	Chestnut Brown	108	0	36
	10710	8810710	Weathered Cedar	96	0	36
	11236	8811236	Weathered Cedar	108	0	36
	10713	8810713	Natural Cedar	96	0	36
	11292	8811292	Natural Cedar	108	0	36
	10722	8810722	Redwood	96	0	36
	11239	8811239	Redwood	108	0	36
	11018	8811018	Aged Cedar	96	0	36
	11289	8811289	Aged Cedar	108	0	36
<b>5 x 5 x 70" Privacy Corner (2 x 6-1/2 Rail)</b>	10462	8810462	White	96	1	81
	11351	8811351	White	108	1	81
	11348	8811348	Almond	96	1	81
	10936	8810936	Chestnut Brown	96	0	36
	11241	8811241	Chestnut Brown	108	0	36
	10711	8810711	Weathered Cedar	96	0	36
	11235	8811235	Weathered Cedar	108	0	36
	10714	8810714	Natural Cedar	96	0	36
	11291	8811291	Natural Cedar	108	0	36
	10723	8810723	Redwood	96	0	36
	11238	8811238	Redwood	108	0	36
	11019	8811019	Aged Cedar	96	0	36
	11288	8811288	Aged Cedar	108	0	36

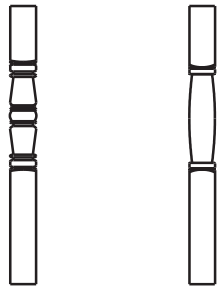
NOTES:

# PRE-ROUTED POSTS - CLASSIC PRIVACY

DESCRIPTION	PART NUMBER	PART NUMBER	COLOR	LENGTH	TRUCK BUNDLE SIZE	BOX QTY
<b>5 x 5 x 72" Privacy Line (1-1/2 x 5-1/2 Rail)</b>	10564	8810564	White	96	1	81
	10561	8810561	White	108	1	81
	10573	8810573	Sandstone	96	1	81
	10570	8810570	Sandstone	108	1	81
	10703	8810703	Khaki	96	1	81
	10706	8810706	Khaki	108	1	81
	11160	8811160	Almond	96	1	81
	11157	8811157	Almond	108	1	81
<b>5 x 5 x 72" Privacy End (1-1/2 x 5-1/2 Rail)</b>	10565	8810565	White	96	1	81
	10562	8810562	White	108	1	81
	10574	8810574	Sandstone	96	1	81
	10571	8810571	Sandstone	108	1	81
	10704	8810704	Khaki	96	1	81
	10707	8810707	Khaki	108	1	81
	11161	8811161	Almond	96	1	81
	11158	8811158	Almond	108	1	81
<b>5 x 5 x 72" Privacy Corner (1-1/2 x 5-1/2 Rail)</b>	10566	8810566	White	96	1	81
	10563	8810563	White	108	1	81
	10575	8810575	Sandstone	96	1	81
	10572	8810572	Sandstone	108	1	81
	10705	8810705	Khaki	96	1	81
	10708	8810708	Khaki	108	1	81
	11162	8811162	Almond	96	1	81
	11159	8811159	Almond	108	1	81

NOTES:

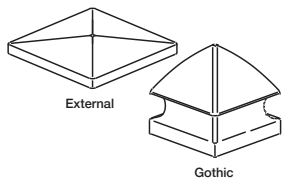
# POST ACCESSORIES



Traditional Colonial

DESCRIPTION	PART NUMBER	COLOR	LENGTH	TRUCK BUNDLE SIZE	BUNDLE QTY
<b>4 x 4 Colonial Stair Porch Post</b>	8810657	White	108	0	60
	8810658	Khaki	108	0	60
<b>5 x 5 Colonial Stair Porch Post</b>	8810659	White	108	0	40
	8810660	Khaki	108	0	40
<b>4 x 4 Traditional Stair Porch Post</b>	8810661	White	108	0	60
	8810662	Khaki	108	0	60
<b>5 x 5 Traditional Stair Porch Post</b>	8810663	White	108	0	40
	8810664	Khaki	108	0	40

Note: Structural posts come with insert and mounting plates.



External

Gothic

DESCRIPTION	PART NUMBER	COLOR	LENGTH	TRUCK BUNDLE SIZE	BUNDLE QTY
<b>3 1/2 x 3 1/2 External Cap</b>	8810003	White	-	-	60
<b>3 1/2 x 3 1/2 Gothic Cap</b>	8810005	White	-	-	60

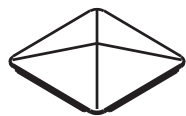


Classic

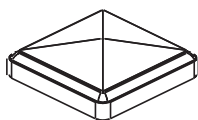
DESCRIPTION	PART NUMBER	COLOR	LENGTH	TRUCK BUNDLE SIZE	BUNDLE QTY
<b>4 x 4 Classic Cap</b>	8810050-1	White	-	-	32
	8810551	Sandstone	-	-	32
	8810048-1	Khaki	-	-	32
	8810049-1	Tan	-	-	32
	8811185	Almond	-	-	32
	8810888	Chestnut Brown	-	-	32
<b>4 x 4 Classic Trim</b>	8810986	Aged Cedar	-	-	32
	8810930	Black	-	-	32
	8810024	White	-	-	32
<b>4 x 4 Classic Cap</b>	8810552	Sandstone	-	-	32
	8810022	Khaki	-	-	32
	8810023	Tan	-	-	32
	8811186	Almond	-	-	32
	8810879	Chestnut Brown	-	-	32
	8810987	Aged Cedar	-	-	32
	8810931	Black	-	-	32
<b>4 X 4 Internal Cap</b>	8810886	Chestnut Brown	-	-	108
	8810683	Weathered Cedar	-	-	108
	8810684	Natural Cedar	-	-	108
	8810685	Redwood	-	-	108
	8810984	Aged Cedar	-	-	108
<b>4 x 4 Decorative Cap</b>	8810028	White	-	-	80
	8810550	Sandstone	-	-	36
	8810173	Khaki	-	-	36
	8810027	Tan	-	-	36
	8811184	Almond	-	-	36
	8810882	Chestnut Brown	-	-	80
	8810845	Weathered Cedar	-	-	80
	8810846	Natural Cedar	-	-	80



Classic Trim



Internal

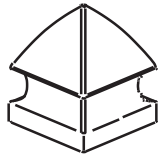


Decorative Cap

Continued on next page

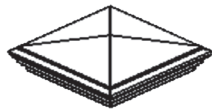


# POST ACCESSORIES



Gothic

DESCRIPTION	PART NUMBER	COLOR	LENGTH	TRUCK BUNDLE SIZE	BOX QTY
	8810847	Redwood	-	-	80
	8810933	Black	-	-	108
	8810932	Black	-	-	80
<b>4 x 4 Gothic Cap</b>	8810033	White	-	-	45
<b>4 x 4 External Long Cap STD</b>	8811225	White	-	-	125
	8811227	Sandstone	-	-	125
	8811226	Khaki	-	-	125
	8811224	Tan	-	-	125
	8811232	Almond	-	-	125
	8810962	Chestnut Brown	-	-	125
	8811228	Weathered Cedar	-	-	125
	8811229	Natural Cedar	-	-	125
	8811230	Redwood	-	-	125
	8811231	Black	-	-	125



Classic Cap & Trim

DESCRIPTION	PART NUMBER	COLOR	LENGTH	TRUCK BUNDLE SIZE	BUNDLE QTY
<b>5 x 5 Classic Cap &amp; Trim</b>	8810504	White	-	-	54
	8810559	Sandstone	-	-	54
	8810506	Khaki	-	-	54
	8810505	Tan	-	-	54
	8811182	Almond	-	-	54
	8810885	Chestnut Brown	-	-	54
	8810652	Weathered Cedar	-	-	54
	8810653	Natural Cedar	-	-	54
	8810678	Redwood	-	-	54
	8810990	Aged Cedar	-	-	54



Classic Trim R2

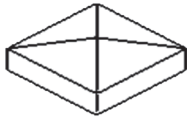
<b>5 x 5 Classic Trim R2</b>	8810508	White	-	-	74
	8810560	Sandstone	-	-	74
	8810510	Khaki	-	-	74
	8810509	Tan	-	-	74
	8811183	Almond	-	-	74



Internal

<b>5 x 5 Internal Cap</b>	8810884	Chestnut Brown	-	-	80
	8810686	Weathered Cedar	-	-	80
	8810687	Natural Cedar	-	-	80
	8810688	Redwood	-	-	80
	8810989	Aged Cedar	-	-	80
	8810910	Black	-	-	80

# POST ACCESSORIES



External Long



Flat

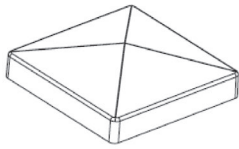


Gothic

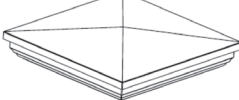
DESCRIPTION	PART NUMBER	COLOR	LENGTH	TRUCK BUNDLE SIZE	BOX QTY
<b>5 X 5 External Long Cap</b>	8810082	White	-	-	80
	8810558	Sandstone	-	-	50
	8810430	Khaki	-	-	50
	8810081	Tan	-	-	50
	8811181	Almond	-	-	50
	8810883	Chestnut Brown	-	-	50
	8810654	Weathered Cedar	-	-	50
	8810655	Natural Cedar	-	-	50
	8810679	Redwood	-	-	50
	8810988	Aged Cedar	-	-	50
	8810911	Black	-	-	40
<b>5 x 5 Flat Cap</b>	8810083	White	-	-	80
<b>5 x 5 Gothic Cap</b>	8810086	White	-	-	45

DESCRIPTION	PART NUMBER	COLOR	LENGTH	TRUCK BUNDLE SIZE	BUNDLE QTY
<b>5/8" Cap Plug</b>	8850050	White	-	-	500
	8850398	Sandstone	-	-	500
	8850048	Khaki	-	-	500
	8850049	Tan	-	-	500
	8850495	Chestnut Brown	-	-	500
	8850459	Weathered Cedar	-	-	500
	8850458	Natural Cedar	-	-	500
	8850461	Redwood	-	-	500
	8850499	Aged Cedar	-	-	500
	8850480	Black	-	-	500
<b>RH10 Snap Cap</b>	8850092	White	-	-	500
	8850395	Sandstone	-	-	500
	8850394	Khaki	-	-	500
	8850091	Tan	-	-	500
	8850494	Chestnut Brown	-	-	500
	8850457	Weathered Cedar	-	-	500
	8850456	Natural Cedar	-	-	500
	8850460	Redwood	-	-	500
	8850498	Aged Cedar	-	-	500
	8850481	Black	-	-	500

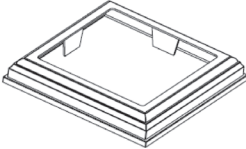
# POST ACCESSORIES



External Cap




Classic Cap and Trim



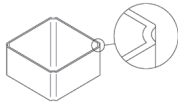
Post Base Trim

DESCRIPTION	PART NUMBER	COLOR	LENGTH	TRUCK BUNDLE SIZE	BUNDLE QTY
6 x 6 External Cap	8810740	White	-	-	100
6 X 6 Classic Cap and Trim	8810741	White	-	-	32
6 X 6 Post Base Trim	8810742	White	-	-	56




Std Radius

Rev Radius



\*Rev Radius (Reverse) to be used with 6 1/2 Post and Post Wrap

DESCRIPTION	PART NUMBER	COLOR	LENGTH	TRUCK BUNDLE SIZE	BUNDLE QTY
Adjust Trim w/Std Radius WH R2	8850420	White	-	-	40
Adjust Trim w/Rev Radius WH R2	8850421	White	-	-	40



DESCRIPTION	PART NUMBER	COLOR	LENGTH	TRUCK BUNDLE SIZE	BUNDLE QTY
4" Post Tower- 36" tall	8850473	N/A	36	0	1
4" Post Tower- 42" tall	8850468	N/A	42	0	1
5" Post Tower- 36" tall	8850469	N/A	36	0	1
5" Post Tower- 42" tall	8850470	N/A	42	0	1
Concrete Hardware kit	8850471	N/A	-	-	10
Wood Hardware Kit	8850472	N/A	-	-	10

Note: All post towers and post tower hardware kits in this section are NET PRICING, plus freight. There are no additional discounts available on these items.

Recommended for Gate Hinge Posts



Alum Insrt Tower



Alum Insert

DESCRIPTION	PART NUMBER	COLOR	LENGTH	TRUCK BUNDLE SIZE	BUNDLE QTY
4 x 4 x 16' Alum Insert Tower	8810291	N/A	192	0.5	20
4 x 4 x 24' Alum Insert	8810058	N/A	288	0.5	10



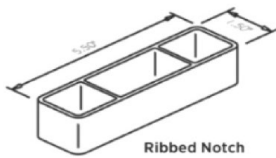
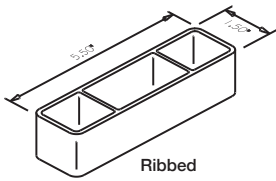
Alum Insrt Tower



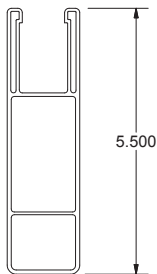
Alum Insert

DESCRIPTION	PART NUMBER	COLOR	LENGTH	TRUCK BUNDLE SIZE	BUNDLE QTY
5 x 5 x 9' Alum Insert	8811121	N/A	109	1	20
5 x 5 x 16' Alum Insert Tower	8810292	N/A	192	0.5	20
5 x 5 x 24' Alum Insert	8810111	N/A	288	1	20

# RAIL PROFILES



DESCRIPTION	PART NUMBER	COLOR	LENGTH	TRUCK BUNDLE SIZE	BUNDLE QTY
<b>1 1/2 x 5 1/2 Ribbed (.075)</b>	8821055	White	144	0.1	112
	8821175	White	192	1	56
	8821204	Sandstone	192	0.75	56
	8821174	Tan	192	0.75	56
	8821467	Almond	192	0.75	56
	8821269	Weathered Cedar	96	1	112
<b>1 1/2 x 5 1/2 Ribbed Notched (0.75)</b>	8821088	White	192	1	112
	8821266	Sandstone	192	1	112
	8821089	Tan	192	1	112
	8821451	Almond	192	0	112
	8821274	Chestnut Brown	192	1	112
	8821148	Weathered Cedar	192	1	112
	8821240	Natural Cedar	192	1	112
	8821224	Redwood	192	1	112
	8821382	Aged Cedar	192	1	112
	8821267	Black	96	0	112
	8821239	Black	192	1	112



DESCRIPTION	PART NUMBER	Color	LENGTH	TRUCK BUNDLE SIZE	BUNDLE QTY
<b>1.5 x 5.5 Slotted Rail (0.085)</b>	8822075	White	70.5	0.5	112
	8822076	White	72	0.5	112
	8822077	White	94.5	0.5	112
	8822099	White	192	1	112
	8822078	Sandstone	70.5	0.5	112
	8822079	Sandstone	72	0.5	112
	8822080	Sandstone	94.5	0.5	112
	8822100	Sandstone	192	1	112
	8822081	Khaki	70.5	0.5	112
	8822082	Khaki	72	0.5	112
	8822083	Khaki	94.5	0.5	112
	8822101	Khaki	192	1	112
	8822107	Tan	70.5	0.5	112
	8822108	Tan	72	0.5	112
	8822109	Tan	94.5	0.5	112
	8822110	Tan	192	1	112
	8822129	Almond	72	0.5	112
	8822130	Almond	94.5	0.5	112
	8822131	Almond	192	0.5	112
	8822132	Almond	70.5	0.5	112
	8822093	Chestnut Brown	70.5	0.5	112
	8822095	Chestnut Brown	94.5	0.5	112
	8822105	Chestnut Brown	192	1	112
	8822084	Weathered Cedar	70.5	0.5	112
	8822085	Weathered Cedar	72	0.5	112
	8822086	Weathered Cedar	94.5	0.5	112
	8822102	Weathered Cedar	192	1	112

Continued on next page

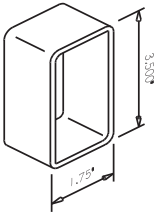
# RAIL PROFILES

DESCRIPTION	PART NUMBER	COLOR	LENGTH	TRUCK BUNDLE SIZE	BUNDLE QTY
	8822087	Natural Cedar	70.5	0.5	112
	8822088	Natural Cedar	72	0.5	112
	8822089	Natural Cedar	94.5	0.5	112
	8822103	Natural Cedar	192	1	112
	8822090	Redwood	70.5	0.5	112
	8822091	Redwood	72	0.5	112
	8822092	Redwood	94.5	0.5	112
	8822104	Redwood	192	1	112
	8822096	Aged Cedar	70.5	0.5	112
	8822097	Aged Cedar	72	0.5	112
	8822098	Aged Cedar	94.5	0.5	112
<b>1.5 x 5.5 Slotted Rail Notched (0.085)</b>	8822000	White	70.5	0.5	112
	8822001	White	72	0.5	112
	8822002	White	94.5	0.5	112
	8822058	White	192	0.5	112
	8822003	Sandstone	70.5	0.5	112
	8822004	Sandstone	72	0.5	112
	8822005	Sandstone	94.5	0.5	112
	8822059	Sandstone	192	0.5	112
	8822006	Khaki	70.5	0.5	112
	8822007	Khaki	72	0.5	112
	8822008	Khaki	94.5	0.5	112
	8822060	Khaki	192	0.5	112
	8822066	Tan	70.5	0.5	112
	8822067	Tan	72	0.5	112
	8822068	Tan	94.5	0.5	112
	8822069	Tan	192	0.5	112
	8822137	Almond	70.5	0.5	112
	8822138	Almond	72	0.5	112
	8822139	Almond	94.5	0.5	112
	8822140	Almond	192	1	112
	8822018	Chestnut Brown	70.5	0.5	112
	8822019	Chestnut Brown	72	0.5	112
	8822020	Chestnut Brown	94.5	0.5	112
	8822064	Chestnut Brown	192	0.5	112
	8822009	Weathered Cedar	70.5	0.5	112
	8822010	Weathered Cedar	72	0.5	112
	8822011	Weathered Cedar	94.5	0.5	112
	8822061	Weathered Cedar	192	0.5	112
	8822012	Natural Cedar	70.5	0.5	112
	8822013	Natural Cedar	72	0.5	112
	8822014	Natural Cedar	94.5	0.5	112
	8822062	Natural Cedar	192	1	112
	8822015	Redwood	70.5	0.5	112
	8822016	Redwood	72	0.5	112
	8822017	Redwood	94.5	0.5	112
	8822063	Redwood	192	1	112
	8822021	Aged Cedar	70.5	0.5	112

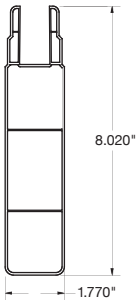
Continued on next page

# RAIL PROFILES

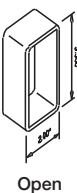
DESCRIPTION	PART NUMBER	COLOR	LENGTH	TRUCK BUNDLE SIZE	BOX QTY
	8822022	Aged Cedar	72	0.5	112
	8822023	Aged Cedar	94.5	0.5	112
	8822065	Aged Cedar	192	1	112



DESCRIPTION	PART NUMBER	COLOR	LENGTH	TRUCK BUNDLE SIZE	BUNDLE QTY
<b>1 3/4 x 3 1/2 Open (0.110)</b>	8820064	White	144	0.75	60
	8820067	White	192	1	60
	8821221	Sandstone	144	0.75	60
	8821072	Sandstone	192	0.5	60
	8820347	Khaki	192	1	60
	8820511	Tan	192	0.5	60
	8821452	Almond	144	0.75	60
	8821462	Almond	192	1	60



DESCRIPTION	PART NUMBER	COLOR	LENGTH	TRUCK BUNDLE SIZE	BUNDLE QTY
<b>1.75 x 8 x 72" Slotted Blank</b>	8821426	White	72	0.5	65
	8821431	Sandstone	72	0.5	65
	8821436	Almond	72	0.5	65
	8821441	Khaki	72	0.5	65
<b>1.75 x 8 x 192" Slotted Blank</b>	8821430	White	192	0.5	65
	8821435	Sandstone	192	0.5	65
	8821440	Almond	192	0.5	65
	8821445	Khaki	192	0.5	65



Open

2 x 3 1/2 Open STD Reinforced with:  
2 x 3 1/2 H-Channel

2 x 3 1/2 Open RW Reinforced with:  
2 x 3 1/2 P-Channel  
2 x 3 1/2 H-Channel

DESCRIPTION	PART NUMBER	COLOR	LENGTH	TRUCK BUNDLE SIZE	BUNDLE QTY
<b>2 x 3 1/2 Open (0.0120)</b>	8820126	White	144	0.75	132
	8820136	White	192	0.75	132
	8820122F	White	96	0.5	132
	8821064	Sandstone	144	0.5	66
	8821065	Sandstone	192	0.75	66
	8820134	Khaki	192	0.75	66
	8820125	Tan	144	0.5	66
	8820135	Tan	192	0.75	66
	8821460	Almond	144	0.5	66
	8821461	Almond	192	0.75	66
<b>2 x 3 1/2 Open (0.110)</b>	8820612	White	71.75	0.5	132
	8821063	White	84	0.5	132
	8821331	White	92	0.5	132
	8821332	White	96	0.5	132
	8820613	White	95.75	0.5	132
	8821062	White	108	0.75	132
	8820614	White	119.75	0.75	132
	8820538	White	144	0.75	132
	8820539	White	192	1	132

Continued on next page

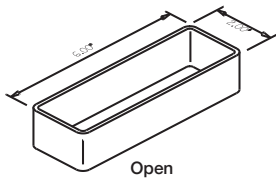


# RAIL PROFILES

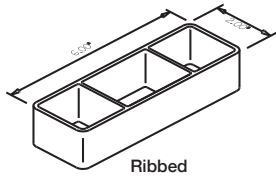
DESCRIPTION	PART NUMBER	COLOR	LENGTH	TRUCK BUNDLE SIZE	BUNDLE QTY
	8821261	Sandstone	144	0.75	66
	8821262	Sandstone	192	1	66
	8820908	Khaki	71.75	0.5	66
	8820909	Khaki	95.75	0.5	66
	8820910	Khaki	119.75	0.75	66
	8820844	Khaki	144	0.75	66
	8820841	Khaki	192	1	66
	8820911	Tan	71.75	0.5	66
	8820912	Tan	95.75	0.5	66
	8820913	Tan	119.75	0.5	66
	8820843	Tan	144	0.5	66
	8820840	Tan	192	1	66
	8821471	Almond	71.75	0.5	66
	8821472	Almond	95.75	0.5	66
	8821473	Almond	120	0.5	66
	8821416	Almond	144	0.75	66
	8821417	Almond	192	1	66
	8821282	Chestnut Brown	144	0.75	22
	8821283	Chestnut Brown	192	0.1	22
	8821130	Weathered Cedar	144	0.75	22
	8821132	Weathered Cedar	192	0.1	22
	8821131	Natural Cedar	144	0.75	22
	8821133	Natural Cedar	192	0.1	22
	8821205	Redwood	144	0.75	22
	8821173	Redwood	192	0.1	22
	8821360	Aged Cedar	144	0.75	22
	8821361	Aged Cedar	192	0.75	22
	8821280	Black	144	0.75	66
	8821281	Black	192	1	66

DESCRIPTION	PART NUMBER	COLOR	LENGTH	TRUCK BUNDLE SIZE	BUNDLE QTY
<b>2 1/4 x 3 1/2 Open (0.095)</b>	8821149	White	156	0.5	120
	8821151	Sandstone	156	0.5	120
	8821384	Khaki	156	0.5	120
	8821150	Tan	156	0.5	120
	8821453	Almond	156	0.5	120
	8821155	Chestnut Brown	156	0.5	20
	8821152	Weathered Cedar	156	0.5	20
	8821154	Natural Cedar	156	0.5	20
	8821153	Redwood	156	0.5	20
	8821379	Aged Cedar	156	0.5	20

# RAIL PROFILES

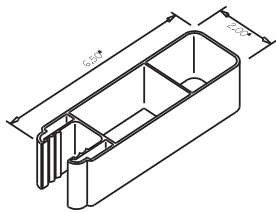


Open



Ribbed

DESCRIPTION	PART NUMBER	COLOR	LENGTH	TRUCK BUNDLE SIZE	BUNDLE QTY
<b>2 x 6 Open (0.125)</b>	8820170A	White	144	1	77
	8820174	White	192	1	77
	8820173	Tan	192	0.5	77
	8821425	Almond	192	0.5	77
<b>2 x 6 Ribbed (0.095)</b>	8821104	White	91.5	0.5	77
	8820171C	White	92	0.5	77
	8820171B	White	96	0.5	77
	8820171A	White	144	0.5	77
	8820177	White	192	1	77
	8821143	Sandstone	144	0.5	77
	8821146	Sandstone	192	0.5	77
	8821099	Tan	91.5	0.5	77
	8820471A	Tan	144	0.5	77
	8820176	Tan	192	0.5	77
	8821463	Almond	144	0.5	77
	8821464	Almond	192	0.5	77

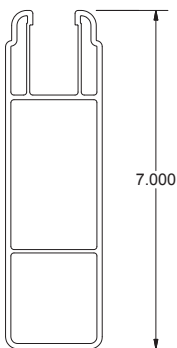


DESCRIPTION	PART NUMBER	COLOR	LENGTH	TRUCK BUNDLE SIZE	BUNDLE QTY
<b>2 x 6 1/2 Slotted (0.120)</b>	8821341	White	76	0.5	66
	8821005	White	92	0.5	66
	8821024	White	95	0.5	66
	8821301	White	96	0.5	66
	8820158	White	192	1	66
	8820158C	White	192	1	44
	8821344	Sandstone	76	0.5	66
	8821050	Sandstone	92	0.5	66
	8821303	Sandstone	96	0.5	66
	8821051	Sandstone	192	0.5	30
	8821342	Khaki	76	0.5	66
	8821006	Khaki	92	0.25	66
	8820156	Khaki	192	0.5	30
	8820156C	Khaki	192	0.5	44
	8821343	Tan	76	0.5	66
	8821007	Tan	92	0.25	66
	8821302	Tan	96	0.25	66
	8820157	Tan	192	0.5	30
	8821455	Almond	76	0.5	66
	8821457	Almond	92	0.5	66
	8821456	Almond	96	0.5	66
	8821458	Almond	192	0.5	30
	8821348	Chestnut Brown	76	0.5	66
	8821285	Chestnut Brown	92	0.25	66
	8821308	Chestnut Brown	96	0.5	66
	8821286	Chestnut Brown	192	0.5	30
	8821345	Weathered Cedar	76	0.5	66
	8821134	Weathered Cedar	92	0.25	66

Continued on next page

# RAIL PROFILES

DESCRIPTION	PART NUMBER	COLOR	LENGTH	TRUCK BUNDLE SIZE	BUNDLE QTY
	8821304	Weathered Cedar	96	0.5	66
	8821136	Weathered Cedar	192	0.5	30
	8821346	Natural Cedar	76	0.5	66
	8821135	Natural Cedar	92	0.25	66
	8821137	Natural Cedar	192	0.5	30
	8821347	Redwood	76	0.5	66
	8821182	Redwood	92	0.25	66
	8821306	Redwood	96	0.5	66
	8821183	Redwood	192	0.5	30
	8821362	Aged Cedar	76	0.5	66
	8821363	Aged Cedar	92	0.25	66
	8821364	Aged Cedar	192	0.5	30

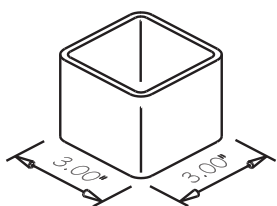


DESCRIPTION	PART NUMBER	COLOR	LENGTH	TRUCK BUNDLE SIZE	BUNDLE QTY
<b>2 x 7 Slotted Rail</b>	8822024	White	70.5	0.5	66
	8822025	White	72	0.5	66
	8822026	White	94.5	0.5	66
	8822027	White	192	0.25	42
	8822028	Sandstone	70.5	0.5	66
	8822029	Sandstone	72	0.5	66
	8822030	Sandstone	94.5	0.5	66
	8822031	Sandstone	192	0.25	42
	8822032	Khaki	70.5	0.5	66
	8822033	Khaki	72	0.5	66
	8822034	Khaki	94.5	0.5	66
	8822035	Khaki	192	0.25	42
	8822070	Tan	70.5	0.5	66
	8822071	Tan	72	0.5	66
	8822072	Tan	94.5	0.5	66
	8822073	Tan	192	0.5	42
	8822133	Almond	70.5	0.5	66
	8822134	Almond	72	0.5	66
	8822135	Almond	94.5	0.5	66
	8822136	Almond	192	0.25	42
	8822048	Chestnut Brown	70.5	0.5	66
	8822049	Chestnut Brown	72	0.5	66
	8822050	Chestnut Brown	94.5	0.5	66
	8822051	Chestnut Brown	192	0.5	42
	8822036	Weathered Cedar	70.5	0.5	66
	8822037	Weathered Cedar	72	0.5	66
	8822038	Weathered Cedar	94.5	0.5	66
	8822039	Weathered Cedar	192	0.25	42
	8822040	Natural Cedar	70.5	0.5	66
	8822041	Natural Cedar	72	0.5	66
	8822042	Natural Cedar	94.5	0.5	66
	8822043	Natural Cedar	192	0.25	42

Continued on next page

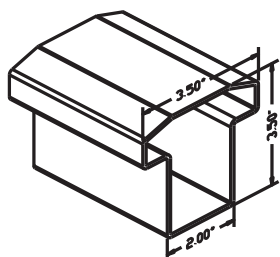
# RAIL PROFILES

DESCRIPTION	PART NUMBER	COLOR	LENGTH	TRUCK BUNDLE SIZE	BUNDLE QTY
	8822044	Redwood	70.5	0.5	66
	8822045	Redwood	72	0.5	66
	8822046	Redwood	94.5	0.5	66
	8822047	Redwood	192	0.25	42
	8822052	Aged Cedar	70.5	0.5	66
	8822053	Aged Cedar	72	0.5	66
	8822054	Aged Cedar	94.5	0.5	66
	8822055	Aged Cedar	192	0.25	42



DESCRIPTION	PART NUMBER	COLOR	LENGTH	TRUCK BUNDLE SIZE	BUNDLE QTY
<b>2 x 8 Open (0.120)</b>	8820431	White	192	1	50
	8820433	White	288	1.5	50

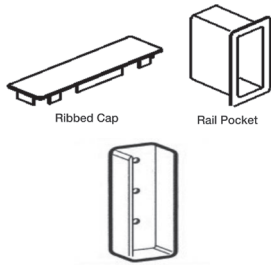
DESCRIPTION	PART NUMBER	COLOR	LENGTH	TRUCK BUNDLE SIZE	BUNDLE QTY
<b>3 x 3 Open (0.120)</b>	8820228	White	144	1	120
	8820226	White	192	1	120



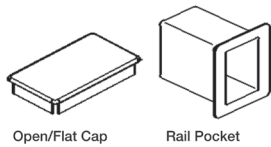
DESCRIPTION	PART NUMBER	COLOR	LENGTH	TRUCK BUNDLE SIZE	BUNDLE QTY
<b>3 1/2 x 3 1/2 T-Rail (0.110)</b>	8820349	White	144	0.75	60
	8820350	White	192	0.75	60
	8821186	Sandstone	144	0.75	60
	8821187	Sandstone	192	0.75	60
	8820877	Khaki	144	0.75	60
	8820880	Khaki	192	0.75	60
	8821465	Almond	144	0.75	60
	8821466	Almond	192	0.75	60

Note: 3 1/2 x 3 1/2 T-Rail (0.110) reinforced with 2 x 3 1/2 H-Channel (Part Number 20561).

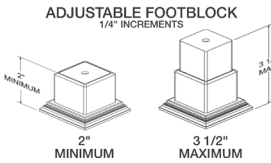
# RAIL ACCESSORIES



DESCRIPTION	PART NUMBER	COLOR	LENGTH	TRUCK BUNDLE SIZE	BUNDLE QTY
<b>1 1/2 x 5 1/2 Ribbed Cap</b>	8820024	White	-	0	50
<b>1 1/2 x 5 1/2 Bracket for Ranch Rail/Columns</b>	8821270	White	-	0	100
	8821383	Sandstone	-	0	100
	8821517	Almond	-	0	100
	8821403	Chestnut Brown	-	0	100
	8821263	Weathered Cedar	-	0	100
	8821515	Natural Cedar	-	0	100
	8821402	Redwood	-	0	100
	8821516	Aged Cedar	-	0	100
	8821264	Black	-	0	100
<b>1 1/2 x 5 1/2 Rail Pocket</b>	8820021	White	-	0	100
	8821082	Sandstone	-	0	25
	8821449	Almond	-	0	25



DESCRIPTION	PART NUMBER	COLOR	LENGTH	TRUCK BUNDLE SIZE	BUNDLE QTY
<b>2 x 3 1/2 Open Cap</b>	8820116	White	-	0	50
	8821080	Sandstone	-	0	50
	8820115	Tan	-	0	50
<b>2 x 3 1/2 x 4" Rail Pocket</b>	8820119	White	-	0	40
	8821081	Sandstone	-	0	40
	8820118	Tan	-	0	40



DESCRIPTION	PART NUMBER	COLOR	LENGTH	TRUCK BUNDLE SIZE	BUNDLE QTY
<b>2 Pc Adjustable Foot Block (With Screws)</b>	8850451	White	-	0	50
	8850453	Sandstone	-	0	50
	8850454	Khaki	-	0	50
	8850452	Tan	-	0	50
	8850486	Chestnut Brown	-	0	50
	8850485	Black	-	0	50

NOTES:

# RAIL ACCESSORIES

DESCRIPTION	PART NUMBER	COLOR	LENGTH	TRUCK BUNDLE SIZE	BUNDLE QTY
<b>2 x 3 1/2 External Cap</b>	8821310	White	-	0	114
	8821313	Sandstone	-	0	114
	8821312	Khaki	-	0	114
	8821311	Tan	-	0	114
	8821316	Chestnut Brown	-	0	114
	8821309	Weathered Cedar	-	0	114
	8821315	Natural Cedar	-	0	114
	8821314	Redwood	-	0	114
	8821389	Aged Cedar	-	0	114
	8821317	Black	-	0	114
<b>2 1/4 x 3 1/2 External Cap</b>	8821320	White	-	0	54
	8821323	Sandstone	-	0	54
	8821322	Khaki	-	0	54
	8821321	Tan	-	0	54
	8821450	Almond	-	0	54
	8821326	Chestnut Brown	-	0	54
	8821328	Weathered Cedar	-	0	54
	8821325	Natural Cedar	-	0	54
	8821324	Redwood	-	0	54
	8821329	Aged Cedar	-	0	54
	8821327	Black	-	0	54



DESCRIPTION	PART NUMBER	COLOR	LENGTH	TRUCK BUNDLE SIZE	BUNDLE QTY
<b>2 x 6 External Cap</b>	8821318	White	-	0	100
	8821231	Sandstone	-	0	100
	8821319	Tan	-	0	100
<b>2 x 6 Open Cap</b>	8820167	White	-	0	60
<b>2 x 6 x 4" Rail Pocket</b>	8820169	White	-	0	72
	8821083	Sandstone	-	0	40
	8820168	Tan	-	0	40

DESCRIPTION	PART NUMBER	COLOR	LENGTH	TRUCK BUNDLE SIZE	BUNDLE QTY
<b>2 x 8 Universal Cap</b>	8820187	White	-	0	60



# RAIL ACCESSORIES



2 x 3 1/2 Bracket Kit



2 x 3 1/2 Stair Bracket Kit



T-Rail Bracket Kit



T-Rail Stair Bracket Kit

DESCRIPTION	PART NUMBER	COLOR	LENGTH	TRUCK BUNDLE SIZE	BUNDLE QTY
<b>2" x 3 1/2" Nylon Rail Bracket Kit</b>	8821242	White	-	0	20
	8821244	Sandstone	-	0	20
	8821243	Khaki	-	0	20
<b>2" x 3 1/2" Nylon Stair Rail Bracket Kit</b>	8821245	White	-	0	30
	8821247	Sandstone	-	0	30
	8821246	Khaki	-	0	30
<b>T-Rail Flanged Nylon Bracket Kit</b>	8821196	White	-	0	30
	8821198	Sandstone	-	0	30
	8821197	Khaki	-	0	30
<b>T-Rail Flanged Nylon Stair Rail Bracket Kit</b>	8821251	White	-	0	30
	8821253	Sandstone	-	0	30
	8821252	Khaki	-	0	30

DESCRIPTION	PART NUMBER	COLOR	LENGTH	TRUCK BUNDLE SIZE	BUNDLE QTY
<b>T-Rail Flanged PVC Bracket Kit</b>	8821190	White	-	0	30
	8821192	Sandstone	-	0	30
	8821191	Khaki	-	0	30
<b>2" x 3 1/2" PVC Rail Bracket Kit</b>	8821193	White	-	0	30
	8821195	Sandstone	-	0	30
	8821194	Khaki	-	0	30
<b>2" x 3 1/2" Flanged Stair Rail Bracket Kit</b>	8821199	White	-	0	30
	8821201	Sandstone	-	0	30
	8821200	Khaki	-	0	30

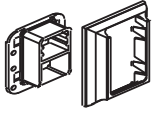
DESCRIPTION	PART NUMBER	COLOR	LENGTH	TRUCK BUNDLE SIZE	BUNDLE QTY
<b>T-Rail and 2" x 3 1/2" 45' Bracket Adapter</b>	8821254	White	-	0	24
	8821256	Khaki	-	0	24
	8821255	Tan	-	0	24
	8821293	Chestnut Brown	-	0	20
	8821288	Black	-	0	20
<b>T-Rail and 2" x 3 1/2" Bracket 8" Smooth Column</b>	8821257	White	-	0	24
	8821260	White	-	0	24
	8821259	Khaki	-	0	24
	8821258	Tan	-	0	24
	8821296	Chestnut Brown	-	0	20
<b>T-Rail and 2" x 3 1/2" Bracket 8" Column Adapter</b>	8821291	Black	-	0	20

# RAIL ACCESSORIES

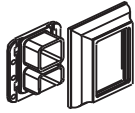
DESCRIPTION	PART NUMBER	COLOR	LENGTH	TRUCK BUNDLE SIZE	BUNDLE QTY
<b>2 x 3.5 Eclipse Bracket</b>	8821476	White	-	0	48
	8821477	Sandstone	-	0	48
	8821478	Khaki	-	0	48
	8821479	Tan	-	0	48
	8821480	Almond	-	0	48
	8821481	Chestnut Brown	-	0	48
	8821482	Black	-	0	48
<b>2 x 3.5 Eclipse Str Bracket</b>	8821483	White	-	0	48
	8821484	Sandstone	-	0	48
	8821485	Khaki	-	0	48
	8821486	Tan	-	0	48
	8821487	Almond	-	0	48
	8821488	Chestnut Brown	-	0	48
	8821489	Black	-	0	48
<b>Eclipse T-Rail Bracket</b>	8821490	White	-	0	48
	8821491	Sandstone	-	0	48
	8821492	Khaki	-	0	48
	8821493	Tan	-	0	48
	8821494	Almond	-	0	48
<b>Eclipse T-Rail Str Bracket</b>	8821495	White	-	0	48
	8821496	Sandstone	-	0	48
	8821497	Khaki	-	0	48
	8821498	Tan	-	0	48
	8821499	Almond	-	0	48

*Note: Bracket Adapters Do Not Include Screws. Not code evaluated*


# RAIL ACCESSORIES




KBP Str. Trim & Base



OEM Trim & Mod Base



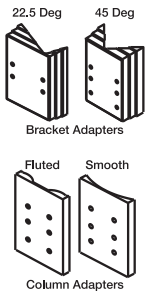
OEM Trim & 2" OEM Base



32 Str Trim & 2" OEM Base

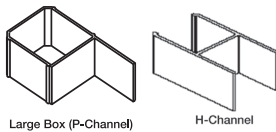
DESCRIPTION	PART NUMBER	COLOR	LENGTH	TRUCK BUNDLE SIZE	BUNDLE QTY
<b>2 x 3 1/2 KBP Stair Trim &amp; Base</b>	8820253	White	-	0	20
	8820245	Khaki	-	0	20
	8820249	Tan	-	0	20
<b>2 x 3 1/2 OEM Trim &amp; Mod Base</b>	8820528	White	-	0	80
	8821086	Sandstone	-	0	80
	8820714	Khaki	-	0	80
	8820712	Tan	-	0	80
	8821294	Chestnut Brown	-	0	80
	8821289	Black	-	0	80
<b>2 x 3 1/2 OEM Trim &amp; 2" OEM Base</b>	8820764	Khaki	-	0	80
	8820762	Tan	-	0	80
	8820742	White	-	0	80
<b>2 x 3 1/2 OEM 32 Stair Trim &amp; 2" OEM Base</b>	8820778	White	-	0	20
	8821087	Sandstone	-	0	20
	8820768	Khaki	-	0	20
	8820766	Tan	-	0	20
	8821295	Chestnut Brown	-	0	20
	8821290	Black	-	0	20
<b>2 x 3 1/2 DEC Trim and Mod Base</b>	8820113	White	-	0	80
	8821060	Sandstone	-	0	80
	8820809	Khaki	-	0	80
	8820112	Tan	-	0	80
<b>2 1/4 Bracket &amp; Trim</b>	8820092	White	36	0	32
	8820542	Khaki	36	0	32
	8820091	Tan	36	0	32

# RAIL ACCESSORIES



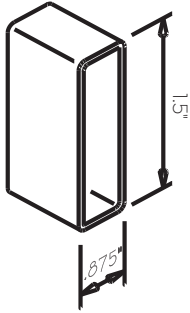
DESCRIPTION	PART NUMBER	COLOR	LENGTH	TRUCK BUNDLE SIZE	BUNDLE QTY
<b>2 x 3 1/2 22.5 Deg Brkt Adpt</b>	8820338	White	-	0	20
	8820405	Khaki	-	0	20
	8820485	Tan	-	0	20
	8821454	Almond	-	0	54
	8821292	Chestnut Brown	-	0	20
	8821287	Black	-	0	20
<b>2 x 3 1/2 45 Deg Brkt Adptr</b>	8820336	White	-	0	20
	8820483	Khaki	-	0	20
<b>2 x 3 1/2 Brkt 8" Smooth Column</b>	8820105	White	-	0	20
	8820546	Tan	-	0	20
<b>2 x 3 1/2 Brkt 8" Fluted Column</b>	8820104	White	-	0	20

DESCRIPTION	PART NUMBER	COLOR	LENGTH	TRUCK BUNDLE SIZE	BUNDLE QTY
<b>3 1/2 T-Rail Stair Brkt</b>	8820847	White	-	0	24
	8821227	Sandstone	-	0	24
	8821225	Khaki	-	0	24
<b>3 1/2 T-Rail OEM Trim &amp; Base</b>	8820855	White	-	0	50
	8821228	Sandstone	-	0	50
	8821226	Khaki	-	0	50



DESCRIPTION	PART NUMBER	COLOR	LENGTH	TRUCK BUNDLE SIZE	BUNDLE QTY
<b>1 x 3 1/2 Alum Insert</b>	8820077	N/A	288	0.25	24
<b>1 1/2 x 5 1/2 C-Channel</b>	8820042	N/A	94.5	0	100
<b>1.5 x 5.5 Alum Insert</b>	8821061	N/A	94.5	0.08	56
	8821401	N/A	288	1	48
<b>2 x 3 1/2 Alum Insert L BX</b>	8820335	N/A	288	1	48
<b>2 x 3 1/2 Alum Insert H-C</b>	8821025	N/A	71.75	0	132
	8821026	N/A	95.75	0	132
	8820561	N/A	288	1	48
<b>2 x 7 Alum Insert H-Channel</b>	8822057	N/A	192	0.25	36
	8822074	N/A	288	0	21

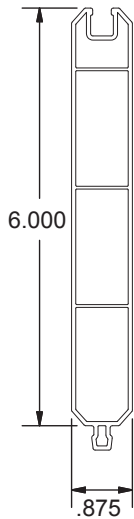
# PICKET PROFILES



DESCRIPTION	PART NUMBER	COLOR	LENGTH	TRUCK BUNDLE SIZE	BOX QTY
<b>7/8 x 1 1/2 Open Plank</b>	8831165	White	192	1	240
	8831166	Sandstone	192	1	120
	8831167	Khaki	192	1	120
	8831168	Tan	192	1	120
	8831189	Almond	192	1	240
	8831172	Chestnut Brown	192	1	120
	8831169	Weathered Cedar	192	1	120
	8831170	Natural Cedar	192	1	120
	8831171	Redwood	192	1	120
	8831173	Aged Cedar	192	1	120
<b>7/8 x 3 (0.070)</b>	8830177	White	144	0.5	196
	8830181	White	192	0.75	196
	8830525	Sandstone	192	0.5	98
	8830532	Khaki	144	0.33	98
	8830453	Khaki	192	0.5	98
	8830179	Tan	192	0.5	98
	8830752	Almond	192	1	196
	8830700	Chestnut Brown	192	0.5	98
	8830643	Weathered Cedar	192	0.5	98
	8830649	Natural Cedar	192	0.5	98
	8830646	Redwood	192	0.5	98
	8830739	Aged Cedar	192	1	98
<b>7/8 x 3 w/ Dog Ear Cap (0.070)</b>	8898002	White	44	0.5	520
<b>7/8 x 3 w/ Spade Cap (0.070)</b>	8898001	White	44	0.5	520

DESCRIPTION	PART NUMBER	COLOR	LENGTH	TRUCK BUNDLE SIZE	BOX QTY
<b>7/8 x 6 RB Plank</b>	8831138	White	144	1	98
	8831147	White	192	1	98
	8831139	Sandstone	144	1	98
	8831148	Sandstone	192	0	98
	8831140	Khaki	144	0.333	98
	8831149	Khaki	192	1	98
	8831141	Tan	144	0.333	98
	8831150	Tan	192	1	98
	8831204	Almond	144	1	196
	8831205	Almond	192	1	196
	8831145	Chestnut Brown	144	1	98
	8831154	Chestnut Brown	192	1	98
	8831142	Weathered Cedar	144	0.333	98
	8831151	Weathered Cedar	192	1	98
	8831143	Natural Cedar	144	1	98
	8831152	Natural Cedar	192	1	98
	8831144	Redwood	144	1	98
	8831153	Redwood	192	1	98
	8831146	Aged Cedar	144	1	98
	8831155	Aged Cedar	192	1	98

# PICKET PROFILES



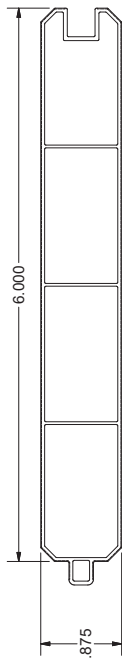
DESCRIPTION	PART NUMBER	COLOR	LENGTH	TRUCK BUNDLE SIZE	BOX QTY
<b>7/8 x 6 T&amp;G</b>	8831057	White	57.25	0.333	175
	8831058	White	59.25	0.333	175
	8831059	White	60.25	0.333	175
	8831060	White	61.25	0.333	175
	8831061	White	62.25	0.333	175
	8831062	White	64.25	0.333	175
	8831063	White	192	1	175
	8831064	Sandstone	57.25	0.333	175
	8831065	Sandstone	59.25	0.333	175
	8831066	Sandstone	60.25	0.333	175
	8831067	Sandstone	61.25	0.333	175
	8831068	Sandstone	62.25	0.333	175
	8831069	Sandstone	64.25	0.333	175
	8831070	Sandstone	192	1	175
	8831071	Khaki	57.25	0.333	175
	8831072	Khaki	59.25	0.333	175
	8831073	Khaki	60.25	0.333	175
	8831074	Khaki	61.25	0.333	175
	8831075	Khaki	62.25	0.333	175
	8831076	Khaki	64.25	0.333	175
	8831077	Khaki	192	1	175
	8831078	Tan	57.25	0.333	175
	8831079	Tan	59.25	0.333	175
	8831080	Tan	60.25	0.333	175
	8831081	Tan	61.25	0.333	175
	8831082	Tan	62.25	0.333	175
	8831083	Tan	64.25	0.333	175
	8831084	Tan	192	1	175
	8831224	Almond	57.25	0.333	175
	8831225	Almond	59.25	0.333	175
	8831226	Almond	60.25	0.333	175
	8831227	Almond	61.25	0.333	175
	8831228	Almond	62.25	0.333	175
	8831229	Almond	64.25	0.333	175
	8831230	Almond	192	1	175
	8831106	Chestnut Brown	57.25	0.333	175
	8831107	Chestnut Brown	59.25	0.333	175
	8831108	Chestnut Brown	60.25	0.333	175
	8831109	Chestnut Brown	61.25	0.333	175
	8831110	Chestnut Brown	62.25	0.333	175
	8831111	Chestnut Brown	64.25	0.333	175
	8831112	Chestnut Brown	192	1	175
	8831085	Weathered Cedar	57.25	0.333	175
	8831086	Weathered Cedar	59.25	0.333	175
	8831087	Weathered Cedar	60.25	0.333	175
	8831088	Weathered Cedar	61.25	0.333	175
	8831089	Weathered Cedar	62.25	0.333	175
	8831090	Weathered Cedar	64.25	0.333	175

Continued on next page



# PICKET PROFILES

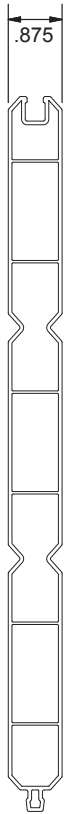
DESCRIPTION	PART NUMBER	COLOR	LENGTH	TRUCK BUNDLE SIZE	BOX QTY
	8831091	Weathered Cedar	192	1	175
	8831092	Natural Cedar	57.25	0.333	175
	8831093	Natural Cedar	59.25	0.333	175
	8831094	Natural Cedar	60.25	0.333	175
	8831095	Natural Cedar	61.25	0.333	175
	8831096	Natural Cedar	62.25	0.333	175
	8831097	Natural Cedar	64.25	0.333	175
	8831098	Natural Cedar	192	1	175
	8831099	Redwood	57.25	0.333	175
	8831100	Redwood	59.25	0.333	175
	8831101	Redwood	60.25	0.333	175
	8831102	Redwood	61.25	0.333	175
	8831103	Redwood	62.25	0.333	175
	8831104	Redwood	64.25	0.333	175
	8831105	Redwood	192	1	175
	8831113	Aged Cedar	57.25	0.333	175
	8831114	Aged Cedar	59.25	0.333	175
	8831115	Aged Cedar	60.25	0.333	175
	8831116	Aged Cedar	61.25	0.333	175
	8831117	Aged Cedar	62.25	0.333	175
	8831118	Aged Cedar	64.25	0.333	175
	8831119	Aged Cedar	192	1	175
<b>7/8 x 6 Non-Locking T&amp;G</b>	8831257	White	55	0.333	175
	8831258	White	57.25	0.333	175
	8831259	White	59.25	0.333	175
	8831260	White	60.25	0.333	175
	8831261	White	61.25	0.333	175
	8831255	White	62.25	0.333	175
	8831262	White	64.25	0.333	175
	8831248	White	192	1	175
	8831269	Sandstone	55	0.333	175
	8831270	Sandstone	57.25	0.333	175
	8831271	Sandstone	59.25	0.333	175
	8831272	Sandstone	60.25	0.333	175
	8831273	Sandstone	61.25	0.333	175
	8831274	Sandstone	62.25	0.333	175
	8831275	Sandstone	64.25	0.333	175
	8831252	Sandstone	192	1	175
	8831276	Khaki	55	0.333	175
	8831277	Khaki	57.25	0.333	175
	8831278	Khaki	59.25	0.333	175
	8831279	Khaki	60.25	0.333	175
	8831280	Khaki	61.25	0.333	175
	8831281	Khaki	62.25	0.333	175
	8831282	Khaki	64.25	0.333	175
	8831251	Khaki	192	1	175
	8831283	Tan	55	0.333	175
	8831284	Tan	57.25	0.333	175



Continued on next page

# PICKET PROFILES

DESCRIPTION	PART NUMBER	COLOR	LENGTH	TRUCK BUNDLE SIZE	BOX QTY
	8831285	Tan	59.25	0.333	175
	8831286	Tan	60.25	0.333	175
	8831287	Tan	61.25	0.333	175
	8831288	Tan	62.25	0.333	175
	8831289	Tan	64.25	0.333	175
	8831249	Tan	192	1	175
	8831263	Almond	55	0.333	175
	8831264	Almond	57.25	0.333	175
	8831265	Almond	59.25	0.333	175
	8831266	Almond	60.25	0.333	175
	8831267	Almond	61.25	0.333	175
	8831256	Almond	62.25	0.333	175
	8831268	Almond	64.25	0.333	175
	8831250	Almond	192	1	175



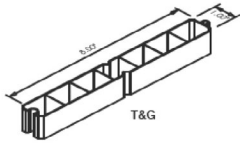
DESCRIPTION	PART NUMBER	COLOR	LENGTH	TRUCK BUNDLE SIZE	BOX QTY
<b>7/8 x 11 1/4 T&amp;G</b>	8831137	White	55	0.333	100
	8831000	White	57.25	0.333	100
	8831001	White	59.25	0.333	100
	8831002	White	60.25	0.333	100
	8831120	White	61.25	0.333	100
	8831121	White	62.25	0.333	100
	8831122	White	64.25	0.333	100
	8831003	White	192	1	50
	8831197	Sandstone	55	0.333	100
	8831004	Sandstone	57.25	0.333	100
	8831005	Sandstone	59.25	0.333	100
	8831006	Sandstone	60.25	0.333	100
	8831123	Sandstone	61.25	0.333	100
	8831124	Sandstone	62.25	0.333	100
	8831125	Sandstone	64.25	0.333	100
	8831007	Sandstone	192	1	50
	8831198	Khaki	55	0.333	100
	8831008	Khaki	57.25	0.333	100
	8831009	Khaki	59.25	0.333	100
	8831010	Khaki	60.25	0.333	100
	8831012	Khaki	61.25	0.333	100
	8831013	Khaki	62.25	0.333	100
	8831014	Khaki	64.25	0.333	100
	8831011	Khaki	192	1	50
	8831238	Tan	55	0.333	100
	8831015	Tan	57.25	0.333	100
	8831016	Tan	59.25	0.333	100
	8831017	Tan	60.25	0.333	100
	8831018	Tan	61.25	0.333	100

Continued on next page

# PICKET PROFILES

DESCRIPTION	PART NUMBER	COLOR	LENGTH	TRUCK BUNDLE SIZE	BOX QTY
	8831019	Tan	62.25	0.333	100
	8831020	Tan	64.25	0.333	100
	8831021	Tan	192	1	50
	8831188	Almond	55	0.333	100
	8831220	Almond	57.25	0.333	100
	8831221	Almond	59.25	0.333	100
	8831185	Almond	60.25	0.333	100
	8831222	Almond	61.25	0.333	100
	8831223	Almond	62.25	0.333	100
	8831186	Almond	64.25	0.333	100
	8831187	Almond	192	1	50
	8831043	Chestnut Brown	57.25	0.333	100
	8831045	Chestnut Brown	59.25	1	100
	8831046	Chestnut Brown	60.25	0.333	100
	8831047	Chestnut Brown	61.25	0.333	100
	8831048	Chestnut Brown	62.25	0.333	100
	8831049	Chestnut Brown	64.25	0.333	100
	8831044	Chestnut Brown	192	1	50
	8831022	Weathered Cedar	57.25	0.333	100
	8831023	Weathered Cedar	59.25	0.333	100
	8831024	Weathered Cedar	60.25	0.333	100
	8831025	Weathered Cedar	61.25	0.333	100
	8831026	Weathered Cedar	62.25	0.333	100
	8831027	Weathered Cedar	64.25	0.333	100
	8831041	Weathered Cedar	192	1	50
	8831028	Natural Cedar	57.25	0.333	100
	8831029	Natural Cedar	59.25	0.333	100
	8831030	Natural Cedar	60.25	0.333	100
	8831031	Natural Cedar	61.25	0.333	100
	8831032	Natural Cedar	62.25	0.333	100
	8831033	Natural Cedar	64.25	0.333	100
	8831034	Natural Cedar	192	1	50
	8831035	Redwood	57.25	0.333	100
	8831036	Redwood	59.25	0.333	100
	8831037	Redwood	60.25	0.333	100
	8831038	Redwood	61.25	0.333	100
	8831039	Redwood	62.25	0.333	100
	8831040	Redwood	64.25	0.333	100
	8831042	Redwood	192	1	50
	8831050	Aged Cedar	57.25	0.333	100
	8831051	Aged Cedar	59.25	0.333	100
	8831052	Aged Cedar	60.25	0.333	100
	8831053	Aged Cedar	61.25	0.333	100
	8831054	Aged Cedar	62.25	0.333	100
	8831055	Aged Cedar	64.25	0.333	100
	8831056	Aged Cedar	192	1	50

# PICKET PROFILES

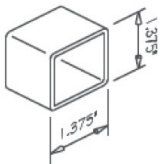


DESCRIPTION	PART NUMBER	COLOR	LENGTH	TRUCK BUNDLE SIZE	BOX QTY
<b>1 x 8 T&amp;G (0.070)</b>	8830407	White	42.25	0.25	110
	8830106	White	46.25	0.25	110
	8830408	White	47.5	0.25	110
	8830600	White	49.5	0.333	110
	8830601	White	55.5	0.333	110
	8830111	White	57.75	0.333	110
	8830113	White	59.5	0.333	110
	8830425	White	61.5	0.333	110
	8830602	White	168	1	110
	8830104	White	192	1	110
	8830523	Sandstone	46.25	0.25	110
	8830558	Sandstone	55.5	0.33	110
	8830510	Sandstone	57.75	0.333	110
	8830512	Sandstone	59.5	0.333	110
	8830511	Sandstone	192	1	110
	8830607	Khaki	46.25	0.333	110
	8830411	Khaki	55.5	0.33	110
	8830410	Khaki	57.75	0.333	110
	8830606	Khaki	59.5	0.333	110
	8830100	Khaki	192	1	110
	8830239	Tan	46.25	0.25	110
	8830603	Tan	49.5	0.333	110
	8830604	Tan	55.5	0.333	110
	8830268	Tan	57.75	0.333	110
	8830293	Tan	59.5	0.333	110
	8830426	Tan	61.5	0.333	110
	8830605	Tan	168	1	110
	8830240	Tan	192	1	110
	8830756	Almond	46.25	0.25	110
	8830759	Almond	49.5	0.33	110
	8830760	Almond	55.5	0.33	110
	8830753	Almond	57.75	0.33	110
	8830755	Almond	59.5	0.33	110
	8830763	Almond	61.5	0.33	110
	8830754	Almond	192	1	110
	8830717	Chestnut Brown	55.5	0.33	110
	8830695	Chestnut Brown	57.75	0.333	110
	8830696	Chestnut Brown	59.5	0.333	110
	8830697	Chestnut Brown	61.5	0.333	110
	8830698	Chestnut Brown	192	1	110
	8830661	Weathered Cedar	55.5	0.33	110
	8830592	Weathered Cedar	57.75	0.333	110
	8830594	Weathered Cedar	59.5	0.333	110
	8830598	Weathered Cedar	61.5	0.333	110
	8830596	Weathered Cedar	192	1	110
	8830593	Natural Cedar	57.75	0.333	110
	8830595	Natural Cedar	59.5	0.333	110

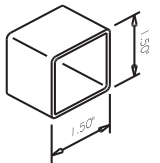
Continued on next page

# PICKET PROFILES

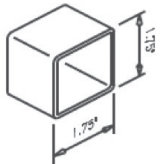
DESCRIPTION	PART NUMBER	COLOR	LENGTH	TRUCK BUNDLE SIZE	BOX QTY
	8830599	Natural Cedar	61.5	0.333	110
	8830597	Natural Cedar	192	1	110
	8830620	Redwood	57.75	0.333	110
	8830621	Redwood	59.5	0.333	110
	8830622	Redwood	61.5	0.333	110
	8830623	Redwood	192	1	110
	8830735	Aged Cedar	57.75	0.333	110
	8830736	Aged Cedar	59.5	0.333	110
	8830737	Aged Cedar	61.5	0.333	110
	8830738	Aged Cedar	192	1	110



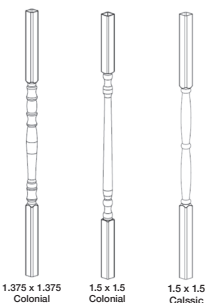
DESCRIPTION	PART NUMBER	COLOR	LENGTH	TRUCK BUNDLE SIZE	BOX QTY
<b>1 3/8 x 1 3/8 (0.070)</b>	8830033	White	192	0.5	224
	8830526	Sandstone	192	0.25	84
	8830031	Khaki	192	0.25	84
	8830032	Tan	192	0.25	84
	8830758	Almond	192	0	84
	8830694	Chestnut Brown	192	0.25	84
	8830693	Weathered Cedar	192	0.25	84
	8830704	Natural Cedar	192	0.25	84
	8830703	Redwood	192	0.25	84
	8830734	Aged Cedar	192	0	84
	8830692	Black	192	0	84



DESCRIPTION	PART NUMBER	COLOR	LENGTH	TRUCK BUNDLE SIZE	BOX QTY
<b>1 1/2 x 1 1/2 (0.085)</b>	8830228	White	192	0.333	140



DESCRIPTION	PART NUMBER	COLOR	LENGTH	TRUCK BUNDLE SIZE	BOX QTY
<b>1 3/4 x 1 3/4 (0.090)</b>	8830022	White	192	0.25	78



DESCRIPTION	PART NUMBER	COLOR	LENGTH	TRUCK BUNDLE SIZE	BOX QTY
<b>1 3/8 x 1 3/8 x 38 Colonial Spindle</b>	8830631	White	38	0	50
	8830632	Khaki	38	0	50
<b>1 1/2 x 1 1/2 x 38 Colonial Spindle</b>	8830625	White	38	0	50
	8830626	Khaki	38	0	50
<b>1 1/2 x 1 1/2 x 38 Classic Spindle</b>	8830628	White	38	0	50
	8830629	Khaki	38	0	50

# PICKET PROFILES



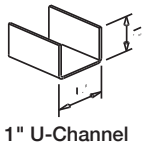
DESCRIPTION	PART NUMBER	COLOR	LENGTH	TRUCK BUNDLE SIZE	BOX QTY
7/8" U-Channel	8841088	White	51.875	0.05	72
	8841014	White	53.875	0.05	72
	8841015	White	55.875	0.05	72
	8841000	White	56.875	0.05	72
	8841016	White	57.875	0.05	72
	8841017	White	58.875	0.05	72
	8841001	White	60.875	0.05	72
	8841002	White	192	0.05	72
	8841089	Sandstone	51.875	0.05	72
	8841018	Sandstone	53.875	0.05	72
	8841019	Sandstone	55.875	0.05	72
	8841003	Sandstone	56.875	0.05	72
	8841020	Sandstone	57.875	0.05	72
	8841021	Sandstone	58.875	0.05	72
	8841004	Sandstone	60.875	0.05	72
	8841005	Sandstone	192	0.05	72
	8841091	Khaki	51.875	0.05	72
	8841009	Khaki	53.875	0.05	72
	8841010	Khaki	55.875	0.05	72
	8841006	Khaki	56.875	0.05	72
	8841011	Khaki	57.875	0.05	72
	8841013	Khaki	58.875	0.05	72
	8841007	Khaki	60.875	0.05	72
	8841008	Khaki	192	0.05	72
	8841022	Tan	53.875	0.05	72
	8841023	Tan	55.875	0.05	72
	8841024	Tan	56.875	0.05	72
	8841025	Tan	57.875	0.05	72
	8841026	Tan	58.875	0.05	72
	8841027	Tan	60.875	0.05	72
	8841028	Tan	192	0.05	72
	8841090	Almond	51.875	0.05	72
	8841082	Almond	53.875	0.05	72
	8841083	Almond	55.875	0.05	72
	8841079	Almond	56.875	0.05	72
	8841084	Almond	57.875	0.05	72
	8841085	Almond	58.875	0.05	72
	8841080	Almond	60.875	0.05	72
	8841081	Almond	192	0.05	72
	8841050	Chestnut Brown	53.875	0.05	72
	8841051	Chestnut Brown	55.875	0.05	72
	8841052	Chestnut Brown	56.875	0.05	72
	8841053	Chestnut Brown	57.875	0.05	72
	8841054	Chestnut Brown	58.875	0.05	72
	8841055	Chestnut Brown	60.875	0.05	72
	8841012	Chestnut Brown	192	0.05	72
	8841029	Weathered Cedar	53.875	0.05	72
	8841030	Weathered Cedar	55.875	0.05	72

Continued on next page

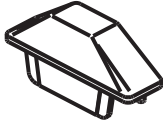


# PICKET PROFILES

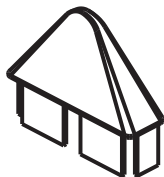
DESCRIPTION	PART NUMBER	COLOR	LENGTH	TRUCK BUNDLE SIZE	BOX QTY
	8841031	Weathered Cedar	56.875	0.05	72
	8841032	Weathered Cedar	57.875	0.05	72
	8841033	Weathered Cedar	58.875	0.05	72
	8841034	Weathered Cedar	60.875	0.05	72
	8841035	Weathered Cedar	192	0.05	72
	8841036	Natural Cedar	53.875	0.05	72
	8841037	Natural Cedar	55.875	0.05	72
	8841038	Natural Cedar	56.875	0.05	72
	8841039	Natural Cedar	57.875	0.05	72
	8841040	Natural Cedar	58.875	0.05	72
	8841041	Natural Cedar	60.875	0.05	72
	8841042	Natural Cedar	192	0.05	72
	8841043	Redwood	53.875	0.05	72
	8841044	Redwood	55.875	0.05	72
	8841045	Redwood	56.875	0.05	72
	8841046	Redwood	57.875	0.05	72
	8841047	Redwood	58.875	0.05	72
	8841048	Redwood	60.875	0.05	72
	8841049	Redwood	192	0.05	72
	8841056	Aged Cedar	53.875	0.05	72
	8841057	Aged Cedar	55.875	0.05	72
	8841058	Aged Cedar	56.875	0.05	72
	8841059	Aged Cedar	57.875	0.05	72
	8841060	Aged Cedar	58.875	0.05	72
	8841061	Aged Cedar	60.875	0.05	72
	8841062	Aged Cedar	192	0.05	72
<b>1" U-Channel</b>	8840008	White	192	0.05	50
	8840133	Sandstone	192	0.05	50
	8840005	Khaki	144	0.05	50
	8840140	Khaki	192	0.05	50
	8840006	Tan	144	0.05	50
	8840139	Tan	192	0.05	50
	8840183	Almond	144	0.05	50
	8840184	Almond	192	0.05	50
	8840165	Chestnut Brown	192	0.05	50
	8840142	Weathered Cedar	192	0.05	50
	8840143	Natural Cedar	192	0.05	50
	8840153	Redwood	192	0.05	50
	8840164	Aged Cedar	192	0.05	50



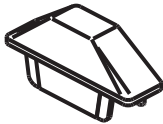
# PICKET ACCESSORIES



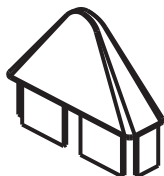
Dog Ear Cap



Spade Cap



Dog Ear Cap



Spade Cap

DESCRIPTION	PART NUMBER	COLOR	LENGTH	TRUCK BUNDLE SIZE	BOX QTY
<b>7/8 x 3 Dog Ear Cap</b>	8830169	White	-	-	400
	8830533	Sandstone	-	-	100
	8830449	Khaki	-	-	100
	8830168	Tan	-	-	100
	8830701	Chestnut Brown	-	-	100
	8830644	Weathered Cedar	-	-	100
	8830650	Natural Cedar	-	-	100
	8830647	Redwood	-	-	100
	8830731	Aged Cedar	-	-	100
<b>7/8 x 3 Spade Cap</b>	8830173	White	-	-	400
	8830534	Sandstone	-	-	100
	8830450	Khaki	-	-	100
	8830172	Tan	-	-	100
	8830702	Chestnut Brown	-	-	100
	8830645	Weathered Cedar	-	-	100
	8830651	Natural Cedar	-	-	100
	8830648	Redwood	-	-	100
	8830732	Aged Cedar	-	-	100
<b>7/8 x 6 Dog Ear Cap</b>	8831156	White	-	-	125
	8831157	Sandstone	-	-	125
	8831158	Khaki	-	-	125
	8831159	Tan	-	-	125
	8831206	Almond	-	-	400
	8831163	Chestnut Brown	-	-	125
	8831160	Weathered Cedar	-	-	125
	8831161	Natural Cedar	-	-	125
	8831162	Redwood	-	-	125
	8831164	Aged Cedar	-	-	125
<b>7/8 x 1 1/2 Spade Cap</b>	8831174	White	-	-	400
	8831175	Sandstone	-	-	400
	8831176	Khaki	-	-	400
	8831177	Tan	-	-	400
	8831207	Almond	-	-	400
	8831181	Chestnut Brown	-	-	400
	8831178	Weathered Cedar	-	-	400
	8831179	Natural Cedar	-	-	400
	8831180	Redwood	-	-	400
	8831182	Aged Cedar	-	-	400

# PICKET ACCESSORIES




Square Cap



Gothic Cap

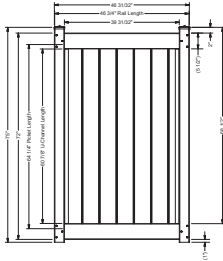
DESCRIPTION	PART NUMBER	COLOR	LENGTH	TRUCK BUNDLE SIZE	BOX QTY
<b>1 3/8 x 1 3/8 Square Cap</b>	8830029	White	-	-	200
	8830536	Sandstone	-	-	200
	8830027	Khaki	-	-	200
	8830028	Tan	-	-	200
	8830714	Chestnut Brown	-	-	200
	8830711	Weathered Cedar	-	-	200
	8830712	Natural Cedar	-	-	200
	8830713	Redwood	-	-	200
	8830733	Aged Cedar	-	-	200
	8830715	Black	-	-	200
<b>1 3/8 x 1 3/8 Gothic Cap</b>	8830412	White	-	-	300



Square Cap

DESCRIPTION	PART NUMBER	COLOR	LENGTH	TRUCK BUNDLE SIZE	BOX QTY
<b>1 3/4 x 1 3/4 Square Cap</b>	8830019	White	-	-	200

# PREFAB PRIVACY



DESCRIPTION	PART NUMBER	COLOR	LENGTH
<b>6 x 8 Privacy Section Kit</b>	(2 x 7 Rail) 8898295	White	-
	(2 x 7 Rail) 8898290	Almond	-
	(2 x 6-1/2 Rail) 8898325	Chestnut Brown	-
	8898300	Weathered Cedar	-
	8898305	Natural Cedar	-
	8898310	Redwood	-
	8898330	Aged Cedar	-
<b>48.5 x 70 Privacy Gate Kit</b>	(2 x 7 Rail) 8898296G	White	-
	(2 x 7 Rail) 8898290G	Almond	-
	(2 x 6-1/2 Rail) 8898325G-KT	Chestnut Brown	-
	8898300G-KT	Weathered Cedar	-
	8898305G-KT	Natural Cedar	-
	8898310G-KT	Redwood	-
	8898330G	Aged Cedar	-
<b>Privacy Panel Enclosure</b>	8898100	White	-
<b>5 x 5 x 70" Privacy Line</b>	(2 x 7 Rail) 8810146	White	96
	(1-1/2 x 5-1/2 Rail) K2070LWH	White	108
	(2 x 7 Rail) 8811356	Almond	96
	8811353	Almond	108
	(2 x 6-1/2 Rail) 8810934	Chestnut Brown	96
	8811240	Chestnut Brown	108
	8810709	Weathered Cedar	96
	8811234	Weathered Cedar	108
	8810712	Natural Cedar	96
	8811290	Natural Cedar	108
	8810721	Redwood	96
	8811237	Redwood	108
	8811017	Aged Cedar	96
	8811287	Aged Cedar	108
<b>5 x 5 x 70" Privacy End</b>	(2 x 7 Rail) 8810147	White	96
	(1-1/2 x 5-1/2 Rail) K2070EWH	White	108
	(2 x 7 Rail) 8811358	Almond	96
	8811355	Almond	108
	(2 x 6-1/2 Rail) 8810935	Chestnut Brown	96
	8811242	Chestnut Brown	108
	8810710	Weathered Cedar	96
	8811236	Weathered Cedar	108
	8810713	Natural Cedar	96
	8811292	Natural Cedar	108
	8810722	Redwood	96
	8811239	Redwood	108
	8811018	Aged Cedar	96
	8811289	Aged Cedar	108
<b>5 x 5 x 70" Privacy Corner</b>	(2 x 7 Rail) 8810148	White	96
	(1-1/2 x 5-1/2 Rail) K2070CWH	White	108
	(2 x 7 Rail) 8811357	Almond	96
	8811354	Almond	108
	(2 x 6-1/2 Rail) 8810936	Chestnut Brown	96

Continued on next page

# PREFAB PRIVACY

DESCRIPTION	PART NUMBER	COLOR	LENGTH
	8811241	Chestnut Brown	108
	8810711	Weathered Cedar	96
	8811235	Weathered Cedar	108
	8810714	Natural Cedar	96
	8811291	Natural Cedar	108
	8810723	Redwood	96
	8811238	Redwood	108
	8811019	Aged Cedar	96
	8811288	Aged Cedar	108

*White Privacy Sections Include*

Description	Qty
2 x 7 x 94-1/2" Slotted Rail	2
7/8 x 11-1/4 x 59-1/2" T&G Pickets	8
7/8" U-Channel	2
2 x 7 x 94-1/2" Insert	1

*White Privacy Gates Include*

Description	Qty
2 x 3-1/2 x 73" Open Rail	2
2 x 3-1/2 Open Caps	2
2 x 7 x 40-3/14" Slotted Rail	2
7/8 x 11-1/3 x 59-1/4" T&G Pickets	3
7/8" U-Channel	2

*Almond Privacy Sections Include*

Description	Qty
2 x 7 x 94-1/2" Slotted Rail	2
7/8 x 11-1/4 x 59-1/2" T&G Pickets	8
7/8" U-Channel	2
2 x 7 x 94-1/2" Insert	1

*Almond Privacy Gates Include*

Description	Qty
2-1/4 x 3-1/2 x 73" Open Rail	2
2-1/4 x 3-1/2 Open Caps	2
2 x 7 x 40-3/4" Slotted Rail	2
7/8 x 11-1/4 x 59-1/4" T&G Pickets	3
7/8" U-Channel	2

*Woodland Select Color Privacy Sections Include*

Description	Qty
2 x 6-1/2 x 92" Slotted Rail	2
1 x 8 x 59-1/2" Pickets	11
1" U-Channel	2
L Box P Channel Insert	1

*Woodland Select Color Privacy Gates Include*

Description	Qty
4 x 4 x 78" Post	2
4 x 4 Internal Cap	2
2 x 6-1/2 x 48" Slotted Rail	2
1 x 8 x 59-1/2" T&G Pickets	5
1" U-Channel	2

*Privacy Enclosures Include:*

Description	Qty
3-1/2 x 3-1/2 x 58-1/4" Post	3
3-1/2 x 3-1/2 External Long Cap	3
1-1/2 x 5-1/2 x 42-1/2" Slotted Rail	4
1-1/2 x 5-1/2 Rail Bracket	8
7/8 x 6 x 46-1/4" T&G Picket	14
7/8 x 1-3/8 x 42-7/8" U-Channel	4
3/4 x 1-1/2 x 18" Ground Spike	2

# FENCE PACKS

DESCRIPTION	PART NUMBER	COLOR	FENCE SECTIONS
<b>70" Fence Pack - Combo Pack</b>	8898152	White	21
	8898153	Almond	21
<b>72" Fence Pack - Combo Pack</b>	8898138	White	21
	8898139	Almond	21

DESCRIPTION	PART NUMBER	COLOR	FENCE SECTIONS
<b>70" Fence Pack Rails (1-1/2 x 5-1/2 Rail)</b>	8898149	White	42
	8898151	Almond	42
<b>72" Fence Pack Rails (1-1/2 x 5-1/2 Rail)</b>	8898131	White	42
	8898135	Almond	42

DESCRIPTION	PART NUMBER	COLOR	FENCE SECTIONS
<b>70" Fence Pack Pickets (7/8 x 6 NLT&amp;G)</b>	8898145	White	21
	8898147	Almond	21
<b>72" Fence Pack Pickets (7/8 x 6 NLT&amp;G)</b>	8898133	White	21
	8898137	Almond	21

DESCRIPTION	PART NUMBER	COLOR	LENGTH	BUNDLE QTY
<b>5 x 5 x 70" Post Bundle Line (1-1/2 x 5-1/2 Rail)</b>	88K2069LWH*	White	96	81
	88K2070LWH*	White	108	81
	88K2069LAM*	Almond	96	81
	8811311**	Almond	108	81
<b>5 x 5 x 70" Post Bundle - End (1-1/2 x 5-1/2 Rail)</b>	88K2069EWH*	White	96	81
	88K2070EWH*	White	108	81
	88K2069EAM*	Almond	96	81
	8811312**	Almond	108	81
<b>5 x 5 x 70" Post Bundle - Corner (1-1/2 x 5-1/2 Rail)</b>	88K2069CWH*	White	96	81
	88K2070CWH*	White	108	81
	88K2069CAM*	Almond	96	81
	8811313**	Almond	108	81

\*Enlarged rout \*\*Standard rout

# FENCE PACKS

DESCRIPTION	PART NUMBER	COLOR	LENGTH	BUNDLE QTY
<b>5 x 5 x 72" Post Bundle Line (1-1/2 x 5-1/2 Rail)</b>	8810564	White	96	81
	8810561	White	108	81
	8811160	Almond	96	81
	8811157	Almond	108	81
<b>5 x 5 x 72" Post Bundle End (1-1/2 x 5-1/2 Rail)</b>	8810565	White	96	81
	8810562	White	108	81
	8811161	Almond	96	81
	8811158	Almond	108	81
<b>5 x 5 x 72" Post Bundle Corner (1-1/2 x 5-1/2 Rail)</b>	8810566	White	96	81
	8810563	White	108	81
	8811162	Almond	96	81
	8811159	Almond	108	81

*70" Fence Pack - Combo Pack Includes:*

Description	Qty
70" Fence Pack - Rail Pack	1
70" Fence Pack - Picket Pack	2

*72" Fence Pack - Combo Pack Includes:*

Description	Qty
72" Fence Pack - Rail Pack	1
72" Fence Pack - Picket Pack	2

*70" Fence Pack - Rails Include:*

Description	Qty/Sections
Individually Wrapped Packs	42

*Each Pack Includes:*

Description	Qty/Sections
1.5 x 5.5 x 94.5 Rail	2
7/8 x 1 3/8 x 58 7/8 U Channel	2
1-1/2 x 5-1/2 Aluminum Insert	1

*72" Fence Pack - Rails Include:*

Description	Qty/Sections
Individually Wrapped Packs	42

*Each Pack Includes:*

Description	Qty/Sections
1.5 x 5.5 x 94.5 Rail	2
7/8 x 1 3/8 x 60 7/8 U Channel	2
1-1/2 x 5-1/2 Aluminum Insert	1

*70" Fence Pack - Pickets Include:*

Description	Qty
Individually Wrapped Packs	21

*Each Pack Includes:*

Description	Qty
7/8 x 6 x 62 1/4 Non-Locking TNG	15

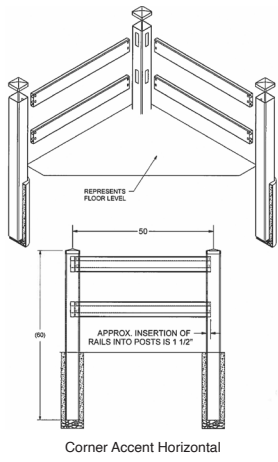
*72" Fence Pack - Pickets Include:*

Description	Qty/Sections
Individually Wrapped Packs	21

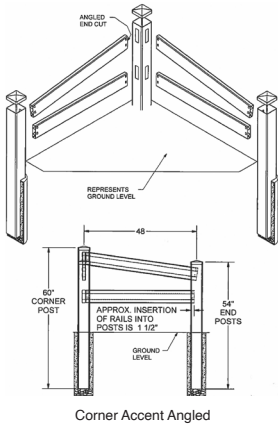
*Each Pack Includes:*

Description	Qty/Sections
7/8 x 6 x 64 Non-Locking TNG	15

# CORNER ACCENT KITS

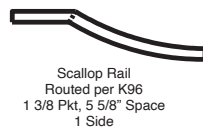
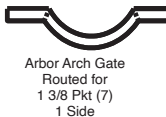
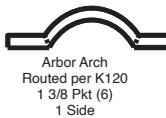
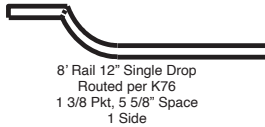
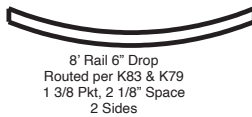

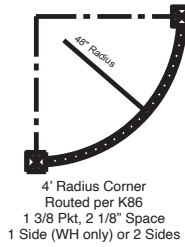


DESCRIPTION	PART NUMBER	COLOR	BUNDLE QTY
<b>Corner Accent Kit Horizontal</b>	8890490	White	1
	8890492	Black	1
	8890494	Chestnut Brown	1
<b>Corner Accent Kit Angled</b>	8890491	White	1
	8890493	Black	1
	8890495	Chestnut Brown	1





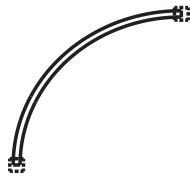
# SPECIALTY PRODUCTS



DESCRIPTION	PART NUMBER	COLOR	BOX QTY
<b>2 x 3 1/2 - 4' Radius Corner Blank</b>	8820143	White	1
	8820409	Tan	1
<b>2 x 3 1/2 - 4' Radius Corner Routed 1 Side</b>	8890111	White	1
<b>2 x 3 1/2 - 4' Radius Corner Routed 2 Sides</b>	8890112	White	1
	8890382	Tan	1
<b>2 x 3 1/2 x 6' 18" Drop Blank</b>	8820146	White	1
	8820378	Khaki	1
	8820531	Tan	1
<b>2 x 3 1/2 x 6' 18" Drop Routed 1 Side</b>	8890104	White	1
<b>2 x 3 1/2 x 6' 18" Drop Routed 2 Sides</b>	8890131	White	1
<b>2 x 3 1/2 x 8' 6" Drop Blank</b>	8820151	White	1
	8821092	Sandstone	1
	8820491	Khaki	1
	8820385	Tan	1
<b>2 x 3 1/2 x 8' 6" Drop Routed 2 Sides</b>	8890094	White	1
	8890513	Sandstone	1
	8890512	Khaki	1
	8890098	Tan	1
<b>2 x 3 1/2 x 8' 12" Drop Blank</b>	8820150	White	1
	8820939	Tan	1
<b>2 x 3 1/2 x 8' 12" Drop Routed 1 Side</b>	8890106	White	1
	8850348	Tan	1
<b>2 x 3 1/2 x 5' Arbor Arch Blank</b>	8820145	White	1
	8821091	Sandstone	1
	8820377	Khaki	1
	8820147	Tan	1
<b>2 x 3 1/2 x 5' Arbor Arch Routed 1 Side</b>	8890096	White	1
	8890514	Sandstone	1
	8890117	Khaki	1
	8890097	Tan	1
<b>2 x 3 1/2 x 44" Arbor Arch Gate Routed 1 Side</b>	8890105	White	1
<b>2 x 3 1/2 x 47 1/2" Scallop Blank</b>	8820141	White	1
<b>2 x 3 1/2 x 47 1/2" Scallop Routed 1 Side</b>	8820535	White	1

NOTE: Bent shapes are direct ship from the supplier. Price does not include freight. Customer is responsible for freight. Drawings available upon request

# SPECIALTY PRODUCTS



4' Radius Corner  
Routed per K86  
1 3/8 Pkt, 2 1/8" Space  
1 Side (WH only)

DESCRIPTION	PART NUMBER	COLOR	BOX QTY
<b>2 x 6 - 4' Radius Corner Blank</b>	8820179	White	1
<b>2 x 6 - 4' Radius Corner Routed 1 Side</b>	8890113	White	1

NOTE: Bent shapes are direct ship from the supplier. Price does not include freight. Customer is responsible for freight. Drawings available upon request.



8' Rail 6" Drop




8' Rail 6" Rise

DESCRIPTION	PART NUMBER	COLOR	BOX QTY
<b>2 x 6 1/2 x 8' 6" Drop</b>	8820159	White	1
	8821093	Sandstone	1
	8821010	Khaki	1
	8820525	Tan	1
	8821210	Weathered Cedar	1
	8821212	Natural Cedar	1
	8821214	Redwood	1
<b>2 x 6 1/2 x 8' 6" Rise</b>	8820160	White	1
	8821094	Sandstone	1
	8821009	Khaki	1
	8820497	Tan	1
	8821211	Weathered Cedar	1
	8821213	Natural Cedar	1
	8821215	Redwood	1

NOTE: Bent shapes are direct ship from the supplier. Price does not include freight. Customer is responsible for freight. Drawings available on request.



40 1/2" Arch



51 1/2" Arch

DESCRIPTION	PART NUMBER	COLOR	BOX QTY
<b>3 1/2 x 3 1/2 x 40.5" Arbor</b>	8820221	White	1
<b>3 1/2 x 3 1/2 x 51.5" Arbor</b>	8820222	White	1

NOTE: Bent shapes are direct ship from the supplier. Price does not include freight. Customer is responsible for freight.

DESCRIPTION	PART NUMBER	COLOR	BOX QTY
<b>Custom Routing</b>	8890411	N/A	0
<b>Custom Bent Shapes</b>	8890511	N/A	0

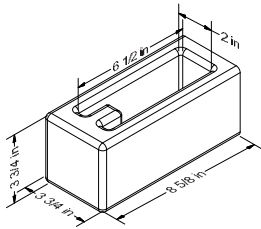
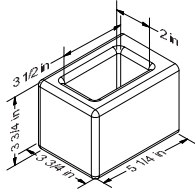
NOTE: Bent shapes are direct ship from the supplier. Price does not include freight. Customer is responsible for freight.

CUSTOM ROUTING AND BENDING REQUIRES A SPECIAL QUOTE AND ARE SUBJECT TO ENGINEERING CHARGES AND EXTENDED LEAD TIMES.

USE PN90511 IF ORDERING A CUSTOM BENT SHAPE.

USE PN90411 IF ORDERING CUSTOM ROUTING ON STANDARD BENT SHAPE OR CUSTOM BENT SHAPE.

# GATE BLOCKS



DESCRIPTION	PART NUMBER	SCREW LENGTH	BOX QTY
<b>2" x 3 1/2" x 4" Block</b>	8850500	6	32
<b>2" x 3 1/2" x 5" Block</b>	8850501	6	18
<b>1 1/2" x 5 1/2" x 4" Block</b>	8850502	8	32
<b>2 1/2" x 5 1/2" x 5" Block</b>	8850503	8	18
<b>1 1/2" x 5 1/2" x 4" Pocket Rail</b>	8850504	8	32
<b>1 1/2" x 5 1/2" x 5" Pocket Rail</b>	8850505	8	18
<b>2" x 6" x 4" Block</b>	8850506	8	32
<b>2" x 6" x 5" Block</b>	8850507	8	18
<b>2" x 6 1/2" x 4" Pocket Rail</b>	8850508	8	32
<b>2" x 6 1/2" x 5" Pocket Rail</b>	8850509	8	18
<b>4" x 4" x 4" Solid Block</b>	8850510	6	48
<b>1/4" x 6" Timber Screw</b>	8850002	N/A	250
<b>1/4" x 8" Timber Screw</b>	8850003	N/A	250
<b>1/4" x 10" Timber Screw</b>	8850004	N/A	250
<b>2" x 7" x 4" Pocket Rail</b>	8850511	8	32
<b>2" x 7" x 5" Pocket Rail</b>	8850512	8	18

NOTE: Minimum order - 1 box of each item.

NOTES:

# TOOLS AND HARDWARE



Cap Plug



Snap Cap



Snap Washer



Rivet



Screw Cove Cap Plug

DESCRIPTION	PART NUMBER	COLOR	BOX QTY
<b>5/8" Cap Plug</b>	8850050	White	500
	8850398	Sandstone	500
	8850048	Khaki	500
	8850049	Tan	500
	8850480	Black	500
	8850495	Chestnut Brown	500
	8850459	Weathered Cedar	500
	8850458	Natural Cedar	500
	8850499	Aged Cedar	500
	8850461	Redwood	500
<b>RH10 Snap Cap</b>	8850092	White	500
	8850395	Sandstone	500
	8850394	Khaki	500
	8850091	Tan	500
	8850481	Black	500
	8850494	Chestnut Brown	500
	8850457	Weathered Cedar	500
	8850456	Natural Cedar	500
	8850498	Aged Cedar	500
	8850460	Redwood	500
<b>RHW-103 Snap Washer</b>	8850093	N/A	5000
<b>3/16" W Balbex Rivet 1/4" Grp</b>	8850043	N/A	2500
<b>Screw Cove Cap Plug</b>	8850115	White	7200
	8850232	Khaki	7200
	8850230	Tan	7200

NOTES:

# D&D GATE HARDWARE

## MAGNALatch

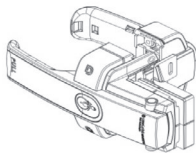


MLTPS2BGABGA

DESCRIPTION	PART NUMBER	COLOR	D&D PART NUMBER	BOX QTY
Poly MLatch Top Pull BK	8850139	Black	ML3TPKA	10
Poly TopPull Latch & Hinge Kit BK*	8850141	Black	MTSTDKS3KA	10
Poly MLatch Vertical Pull BK	8850142	Black	ML3VPKA	10
Poly MLatch Side Pull BK	8850144	Black	MLSPS2	10
Poly MLatch RDPost Adapter Kit BK*	8850146	Black	MLS2RPAKA	10
Poly L&M Latch Spare Key	8850148	Stainless	MLDUPKEY	10
Poly MLatch 2" Spacer BK	8850424	Black	MLSPACER	10

\*Kit includes (1) ML3TPKA and (1) Pr TCAIS3BT and (1) TCACAPS3

## LOKKLatch MAGNETIC



LLMK

DESCRIPTION	PART NUMBER	COLOR	D&D PART NUMBER	BOX QTY
LockLatch Magnetic Keyed Alike	8850487	Black	LLMKABT	1
	8850488	Chrome	LLMKACT	1
LockLatch Magnetic Keyed Alike	8850489	Brushed	LLMKAST	1
	8850490	Black	LLMKDBT	1
	8850491	Chrome	LLMKDCT	1
LockLatch Magnetic Keyed Different	8850492	Brushed	LLMKDST	1

## LOKKLatch PRO.SL

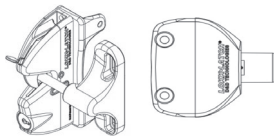
DESCRIPTION	PART NUMBER	COLOR	D&D PART NUMBER	BOX QTY
LLatch Pro Self Lock KeyLikeBK	8850425	Black	LLP2S-KSA	10

NOTE: "KeyLike" means all locks ordered under this part number will have the same key.

## LOKKLatch DELUXE

DESCRIPTION	PART NUMBER	COLOR	D&D PART NUMBER	BOX QTY
LLatch Deluxe w/EAK KeyLike BK	8850429	Black	LLDAB-KSA	10
LLatch Deluxe w/EAK KeyLike WH	8850430	White	LLDABW-KSA	10

## LOKKLatch



LLAA

LLB

LLAAB

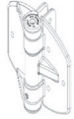
LLHBG

DESCRIPTION	PART NUMBER	COLOR	D&D PART NUMBER	BOX QTY
Poly LLatch Sys 1 BK	8850149	Black	LLAA	40
Poly LLatch Sys 1 WH	8850150	White	LLAAW	40
Poly Ext Access Kit Only BK	8850411	Black	LLB	10
Poly Ext Access Kit Only WH	8850412	White	LLBW	10
Poly LLatch + EAK Combo BK	8850413	Black	LLAAB	40
Poly LLatch + EAK Combo WH	8850414	White	LLAABW	40
Poly Gate Handle BK	8850259	Black	LL3GH	10
Poly Gate Handle WH	8850164	White	LLHBGWT	10
Poly L&M Latch Spare Key	8850148	Stainless	MLDUPKEY	10

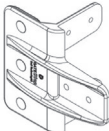
NOTE: FOR ADDITIONAL INFORMATION PLEASE REFER TO D&D CATALOG.  
PLEASE NOTE ALL HINGES COME IN PAIRS (1 EA = 1 PAIR)

# D&D GATE HARDWARE

## TRU**Close**



TCA3L2-MK2



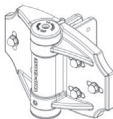
TCHD1AL2S3BT



TCHD2L1S3BT



TCHD2L2S2BT



TCHDMA1

DESCRIPTION	PART NUMBER	COLOR	D&D PART NUMBER	BOX QTY
Poly TC Hinge-Reg-0Leg BK	8850167	Black	TCA1S3BT	10
Poly TC Hinge-Reg-0Leg WH	8850169	White	TCA1S3WT	10
Poly TC Hinge-Reg-2Leg BK	8850168	Black	TCA1L2S3BT	10
Poly TC Hinge-Reg-2Leg WH	8850170	White	TCA1L2S3WT	10
Poly TC Hinge-Tstyle-0Leg BK	8850171	Black	TCA2S3BT	10
Poly TC Hinge-Tstyle-2Leg BK	8850172	Black	TCA2L2S3BT	10
Poly TC Hinge-Strap-0Leg BK	8850173	Black	TCASS3BT	10
Poly TC Hinge-Strap-2Leg BK	8850258	Black	TC3L2SBT	10
Poly TC Hinge-Strap-2Leg WH	8850176	White	TCA3L2S3WT	10
Poly TC Hinge-Ornate-T-0Leg-BK	8850376	Black	TCA4	10
Poly TC Hinge-Multi-Adjust1 BK	8850380	Black	TCAMA1	10
Poly TC Hinge-Multi-Adjust2 BK	8850382	Black	TCAMA2	10
Poly TC Hinge-Multi-Adjust2 WH	8850383	White	TCHD2WTL1S	10
Poly TC Hinge-Butt-0Leg BK	8850177	Black	TCP	10
<b>HEAVY DUTY</b>				
Poly TC Hinge-HD-Metal-0Leg BK	8850178	Black	TCHD1AS3BT	10
Poly TC Hinge-HD-Metal-1Leg BK	8850179	Black	TCHD1AL1S3BT	10
Poly TC Hinge-HD_Metal-0Leg WH	8850181	White	TCHD1AS3WT	10
Poly TC Hinge-HD_Metal-2Leg BK	8850180	Black	TCHD1AL2S3BT	10
Poly TC Hinge-HD-Metal-2Leg WH	8850183	White	TCHD1AL2S3WT	10
Poly TC Hinge-HD-Reg-0Leg BK	8850184	Black	TCHD1S3BT	10
Poly TC Hinge-HD-Reg-2Leg BK	8850186	Black	TCHD1L2S3BT	10
Poly TC Hinge-HD-Slotted-1Leg BK	8850188	Black	TCHD2L1SS3BT	10
Poly TC Hinge-HD-Slotted-1Leg WH	8850190	White	TCHD2L1SS3BT	10
Poly TC Hinge-HD-Decor-2Leg BK	8850189	Black	TCHD2L2S3BT	10
Poly TC Hinge-HD-Decor-2Leg WH	8850190	White	TCHD2WTL2	10
<b>MULTI-ADJUST HINGES</b>				
Poly TC Hinge-MAdjust-2Leg BK	8850195	Black	TCHDMA1	15

## KWIK**Fit**

DESCRIPTION	PART NUMBER	COLOR	D&D PART NUMBER	BOX QTY
Poly Gen Hinge-Fixed-2Leg BK	8850200	Black	KFS	10
Poly Gen Hinge-Adjust-2Leg BK	8850201	Black	KFA	10

## LOKK**Bolt**

DESCRIPTION	PART NUMBER	COLOR	D&D PART NUMBER	BOX QTY
Lokk Bolt 18" Keyed Alike BK	8850431	Black	LB218BX-KSA	10
Lokk Bolt 24" Keyed Alike BK	8850433	Black	LB224BX-KSA	6
Lokk Bolt Molded Base BK	8850326	Black	LBBPBG	6

NOTE: "KeyLike" means all locks ordered under this part number will have the same key.

NOTE: FOR ADDITIONAL INFORMATION PLEASE REFER TO D&D CATALOG.  
PLEASE NOTE ALL HINGES COME IN PAIRS (1 EA = 1 PAIR)

# D&D GATE HARDWARE

## GATEStop

DESCRIPTION	PART NUMBER	COLOR	D&D PART NUMBER	BOX QTY
Poly Gate Stop -Vinyl Gate BK	8850206	Black	TCGS1	10
Poly Gate Stop -Vinyl Gate WH	8850209	White	TCGS1WT	10
Poly Gate Stop -Wood Gate BK	8850207	Black	TCGS2	10
Poly Gate Stop -Metal Gate BK	8850208	Black	TCGS3	10


## T-Latch

DESCRIPTION	PART NUMBER	COLOR	D&D PART NUMBER	BOX QTY
Poly Toggle Latch - Padlockable	8850478	Black	TL01	10

NOTES:

NOTE: FOR ADDITIONAL INFORMATION PLEASE REFER TO D&D CATALOG.  
PLEASE NOTE ALL HINGES COME IN PAIRS (1 EA = 1 PAIR)

# NATIONWIDE STAINLESS STEEL GATE HARDWARE



DESCRIPTION	PART NUMBER	COLOR	BOX QTY
Classic Gate SS Hinge WH	8890449	White	2



DESCRIPTION	PART NUMBER	COLOR	BOX QTY
3 1/4 Res SS Hinge BLK	8850402	Black	12
3 1/4 Res SS Hinge WH	8850403	White	12



DESCRIPTION	PART NUMBER	COLOR	BOX QTY
3 1/2 Self Close SS Hinge BK	8850396	Black	12
3 1/2 Self Close SS Hinge WH	8850397	White	12



DESCRIPTION	PART NUMBER	COLOR	BOX QTY
2-Sided Activated SS Latch BK	8850404	Black	40
2-Sided Activated SS Latch WH	8850405	White	40



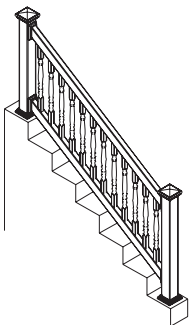
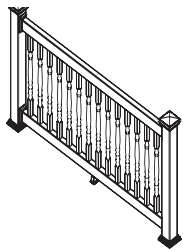
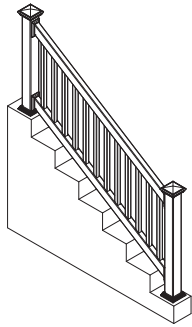
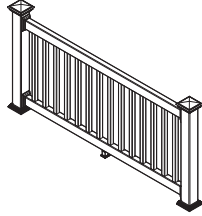
DESCRIPTION	PART NUMBER	COLOR	BOX QTY
3" SS Post Latch BK	8850406	Black	20
3" SS Post Latch WH	8850407	White	20

NOTE: This latch is recommended for use with the Classic Gate System.

NOTES:



# EXPRESS - VINYL RAIL



DESCRIPTION	PART NUMBER	COLOR	BOX QTY	TRUCK BUNDLE SIZE
<b>2 x 3 1/2 STANDARD RAIL KITS</b>				
<b>3' x 6' Picket Standard Rail Kit</b>	81001-EX	White	24	SK
	81001K-EX	Khaki	24	SK
	81001CB-EX	Chestnut Brown	24	SK
	81001B-EX	Black	24	SK
<b>3' x 6' Spindle Standard Rail Kit</b>	81002-EX	White	24	SK
	81002K-EX	Khaki	24	SK
<b>3.5' x 6' Picket Standard Rail Kit</b>	81003-EX	White	24	SK
	81003K-EX	Khaki	24	SK
	81003CB-EX	Chestnut Brown	24	SK
<b>3.5' x 6' Spindle Standard Rail Kit</b>	81003B-EX	Black	24	SK
	81004-EX	White	24	SK
	81004K-EX	Khaki	24	SK
<b>3' x 8' Picket Standard Rail Kit</b>	81005-EX	White	24	SK
	81005K-EX	Khaki	24	SK
	81005CB-EX	Chestnut Brown	24	SK
	81005B-EX	Black	24	SK
<b>3' x 8' Spindle Standard Rail Kit</b>	81006-EX	White	24	SK
	81006K-EX	Khaki	24	SK
<b>3.5' x 8' Picket Standard Rail Kit</b>	81007-EX	White	24	SK
	81007K-EX	Khaki	24	SK
	81007CB-EX	Chestnut Brown	24	SK
	81007B-EX	Black	24	SK
<b>3.5' x 8' Spindle Standard Rail Kit</b>	81008-EX	White	24	SK
	81008K-EX	Khaki	24	SK
<b>2 x 3 1/2 STANDARD STAIR RAIL KITS</b>				
<b>3' x 6' Picket Standard Rail Stair Kit</b>	81013-EX	White	12	SK
	81013K-EX	Khaki	12	SK
	81013CB-EX	Chestnut Brown	12	SK
	81013B-EX	Black	12	SK
<b>3' x 6' Spindle Standard Rail Stair Kit</b>	81014-EX	White	12	SK
	81014K-EX	Khaki	12	SK
<b>3.5' x 6' Picket Standard Rail Stair Kit</b>	81015-EX	White	12	SK
	81015K-EX	Khaki	12	SK
	81015CB-EX	Chestnut Brown	12	SK
	81015B-EX	Black	12	SK
<b>3.5' x 6' Spindle Standard Rail Stair Kit</b>	81016-EX	White	12	SK
	81016K-EX	Khaki	12	SK
<b>3 1/2 x 3 1/2 T-RAIL KITS</b>				
<b>3' x 6' Picket T-Rail Kit</b>	81021-EX	White	24	SK
	81021K-EX	Khaki	24	SK
<b>3' x 6' Spindle T-Rail Kit</b>	81022-EX	White	24	SK
	81022K-EX	Khaki	24	SK
<b>3.5' x 6' Picket T-Rail Kit</b>	81023-EX	White	24	SK
	81023K-EX	Khaki	24	SK
<b>3.5' x 6' Spindle T-Rail Kit</b>	81024-EX	White	24	SK
	81024K-EX	Khaki	24	SK
<b>3' x 8' Picket T-Rail Kit</b>	81025-EX	White	24	SK
	81025K-EX	Khaki	24	SK

# EXPRESS – VINYL RAIL

DESCRIPTION	PART NUMBER	COLOR	BOX QTY	TRUCK BUNDLE SIZE
<b>2 x 3 1/2 STANDARD RAIL KITS</b>				
<b>3' x 8' Spindle T-Rail Kit</b>	81026-EX	White	24	SK
	81026K-EX	Khaki	24	SK
<b>3.5' x 8' Picket T-Rail Kit</b>	81027-EX	White	24	SK
	81027K-EX	Khaki	24	SK
<b>3.5' x 8' Spindle T-Rail Kit</b>	81028-EX	White	24	SK
	81028K-EX	Khaki	24	SK
<b>3 1/2 x 3 1/2 T-RAIL STAIR KITS</b>				
<b>3' x 6' Picket T-Rail Stair Kit</b>	81033-EX	White	12	SK
	81033K-EX	Khaki	12	SK
<b>3' x 6' Spindle T-Rail Stair Kit</b>	81034-EX	White	12	SK
	81034K-EX	Khaki	12	SK
<b>3.5' x 6' Picket T-Rail Stair Kit</b>	81035-EX	White	12	SK
	81035K-EX	Khaki	12	SK
<b>3.5' x 6' Spindle T-Rail Stair Kit</b>	81036-EX	White	12	SK
	81036K-EX	Khaki	12	SK

DESCRIPTION	PART NUMBER	COLOR	BOX QTY	TRUCK BUNDLE SIZE
<b>POST &amp; ACCESSORIES</b>				
<b>4" x 4" x 48" Vinyl Post</b>	81041-EX	White	48	BD
	81041K-EX	Khaki	48	BD
	81041CB-EX	Chestnut Brown	48	BD
	81041B-EX	Black	48	BD
<b>4" x 4" x 108" Vinyl Posts</b>	81042-EX	White	40	BD
	81042K-EX	Khaki	40	BD
	81042CB-EX	Chestnut Brown	40	BD
	81042B-EX	Black	40	BD
<b>4" Classic Cap &amp; Trim</b>	90418-EX	White	6	BX
	90418K-EX	Khaki	6	BX
	90418CB-EX	Chestnut Brown	6	BX
	90418B-EX	Black	6	BX
<b>4" Decorative Cap</b>	90421-EX	White	12	BX
	90421K-EX	Khaki	12	BX
	90421CB-EX	Chestnut Brown	12	BX
	90421B-EX	Black	12	BX
<b>4" Classic Base Trim</b>	90420-EX	White	12	BX
	90420K-EX	Khaki	12	BX
	90420CB-EX	Chestnut Brown	12	BX
	90420B-EX	Black	12	BX
<b>4" Post Tower- 36" tall</b>	90473-EX	N/A	1	EA
<b>4" Post Tower- 42" tall</b>	90468-EX	N/A	1	EA
<b>Concrete Hardware Kit</b>	90471-EX	N/A	10	BX
<b>Wood &amp; Composite Hardware Kit</b>	90472-EX	N/A	10	BX
<b>BRACKETS &amp; ACCESSORIES</b>				
<b>22.5 Degree Bracket Adapter</b>	81060-EX	White	8	BX
	81060K-EX	Khaki	8	BX
	81060CB-EX	Chestnut Brown	8	BX
	81060B-EX	Black	8	BX

# EXPRESS – VINYL RAIL

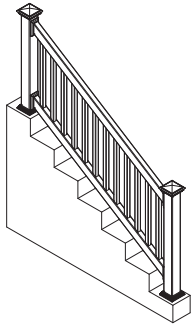
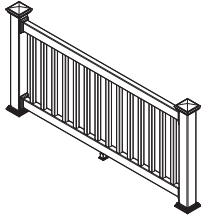
DESCRIPTION	PART NUMBER	COLOR	BOX QTY	TRUCK BUNDLE SIZE
<b>POST &amp; ACCESSORIES</b>				
<b>45 Degree Bracket Adapter</b>	81061-EX	White	8	BX
	81061K-EX	Khaki	8	BX
	81061CB-EX	Chestnut Brown	8	BX
	81061B-EX	Black	8	BX
<b>2"x3-1/2" Standard Rail Bracket</b>	81062-EX	White	8	BX
	81062K-EX	Khaki	8	BX
	81062CB-EX	Chestnut Brown	8	BX
	81062B-EX	Black	8	BX
<b>2"x3-1/2" Standard Rail Stair Bracket</b>	81063-EX	White	8	BX
	81063K-EX	Khaki	8	BX
	81063CB-EX	Chestnut Brown	8	BX
	81063B-EX	Black	8	BX
<b>2"x3-1/2" Smooth Column Bracket Adptr</b>	81064-EX	White	8	BX
	81064K-EX	Khaki	8	BX
	81064CB-EX	Chestnut Brown	8	BX
	81064B-EX	Black	8	BX
<b>3 1/2"x3-1/2" T-Rail Bracket</b>	81065-EX	White	8	BX
	81065K-EX	Khaki	8	BX
<b>3 1/2"x3-1/2" T-Rail Stair Bracket</b>	81066-EX	White	8	BX
	81066K-EX	Khaki	8	BX

# EXPRESS – VINYL RAIL

DESCRIPTION	PART NUMBER	COLOR	BOX/SKID/BD QTY	MINIMUM ORDER
<b>POST &amp; ACCESSORIES</b>				
<b>4" x 4" x 48" Vinyl Post</b>	81041-EX	White	48	BD
	81041K-EX	Khaki	48	BD
<b>4" x 4" x 108" Vinyl Posts</b>	81042-EX	White	40	BD
	81042K-EX	Khaki	40	BD
<b>4" Classic Cap &amp; Trim</b>	90418-EX	White	6	BX
	90418K-EX	Khaki	6	BX
<b>4" Decorative Cap</b>	90421-EX	White	12	BX
	90421K-EX	Khaki	12	BX
<b>4" Classic Base Trim</b>	90420-EX	White	12	BX
	90420K-EX	Khaki	12	BX
<b>4" Post Tower - 36" tall</b>	90473-EX	N/A	1	EA
<b>4" Post Tower - 42" tall</b>	90468-EX	N/A	1	EA
<b>Concrete Hardware Kit</b>	90471-EX	N/A	10	BX
<b>Wood &amp; Composite Hardware Kit</b>	90472-EX	N/A	10	BX
<b>BRACKETS &amp; ACCESSORIES</b>				
<b>22 1/2° Bracket Adapter</b>	81060-EX	White	8	BX
	81060K-EX	Khaki	8	BX
<b>45° Bracket Adapter</b>	81061-EX	White	8	BX
	81061K-EX	Khaki	8	BX
<b>2" x 3-1/2" Standard Rail Bracket</b>	81062-EX	White	8	BX
	81062K-EX	Khaki	8	BX
<b>2" x 3-1/2" Standard Rail Stair Bracket</b>	81063-EX	White	8	BX
	81063K-EX	Khaki	8	BX
<b>2" x 3-1/2" Smooth Column Bracket Adapter</b>	81064-EX	White	8	BX
	81064K-EX	Khaki	8	BX
<b>3 1/2" x 3-1/2" T-Rail Bracket</b>	81065-EX	White	8	BX
	81065K-EX	Khaki	8	BX
<b>3 1/2" x 3-1/2" T-Rail Stair Bracket</b>	81066-EX	White	8	BX
	81066K-EX	Khaki	8	BX

NOTE: Kits include 1 3/8" pickets or spindles and aluminum insert #20561.

# EXPRESS – VINYL RAIL



DESCRIPTION	PART NUMBER	COLOR	BOX/SKID/BD QTY	MINIMUM ORDER
<b>POST &amp; ACCESSORIES</b>				
<b>4" x 4" x 48" Vinyl Post</b>	81041B-EX	Black	48	BD
	81041CB-EX	Chestnut Brown	48	BD
<b>4" x 4" x 108" Vinyl Posts</b>	81042B-EX	Black	40	BD
	81042CB-EX	Chestnut Brown	40	BD
<b>4" Classic Cap &amp; Trim</b>	90418B-EX	Black	6	BX
	90418CB-EX	Chestnut Brown	6	BX
<b>4" Decorative Cap</b>	90421B-EX	Black	12	BX
	90421CB-EX	Chestnut Brown	12	BX
<b>4" Classic Base Trim</b>	90420B-EX	Black	12	BX
	90420CB-EX	Chestnut Brown	12	BX
<b>BRACKETS &amp; ACCESSORIES</b>				
<b>22 1/2° Bracket Adapter</b>	81060B-EX	Black	8	BX
	81060CB-EX	Chestnut Brown	8	BX
<b>45° Bracket Adapter</b>	81061B-EX	Black	8	BX
	81061CB-EX	Chestnut Brown	8	BX
<b>2" x 3-1/2" Standard Rail Bracket</b>	81062B-EX	Black	8	BX
	81062CB-EX	Chestnut Brown	8	BX
<b>2" x 3-1/2" Standard Rail Stair Bracket</b>	81063B-EX	Black	8	BX
	81063CB-EX	Chestnut Brown	8	BX
<b>2" x 3-1/2" Smooth Column Bracket Adapter</b>	81064B-EX	Black	8	BX
	81064CB-EX	Chestnut Brown	8	BX

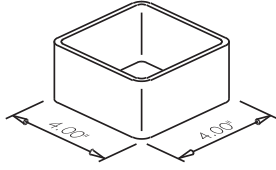


# WOODLAND SELECT™ GUIDE

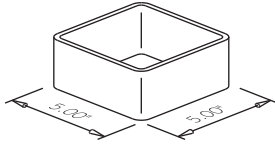
Your quick reference to products in Woodland Select colors (included in the main guide)

---

# POST PROFILES



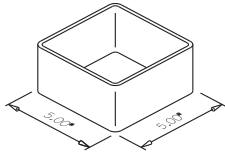
DESCRIPTION	PART NUMBER	COLOR	LENGTH	TRUCK BUNDLE SIZE	BUNDLE QTY
<b>4 x 4 (0.145) STD</b>	8810893	Chestnut Brown	48	0.5	121
	8810894	Chestnut Brown	60	0.75	121
	8810895	Chestnut Brown	156	0.5	12
	8810800	Weathered Cedar	156	0.5	12
	8810801	Natural Cedar	156	0.5	12
	8810802	Redwood	156	0.5	12
	8810993	Aged Cedar	156	0.5	12



DESCRIPTION	PART NUMBER	COLOR	LENGTH	TRUCK BUNDLE SIZE	BUNDLE QTY
<b>5 x 5 (0.154)</b>	8810896	Chestnut Brown	84	0.5	36
	8810897	Chestnut Brown	96	0.5	36
	8810898	Chestnut Brown	108	0.5	36
	8810899	Chestnut Brown	192	0.5	36
	8810669	Weathered Cedar	78	0.5	36
	8810640	Weathered Cedar	84	0.5	36
	8810642	Weathered Cedar	96	0.5	36
	8810644	Weathered Cedar	108	0.5	36
	8810646	Weathered Cedar	192	1	27
	8810641	Natural Cedar	84	0.5	36
	8810643	Natural Cedar	96	0.5	36
	8810645	Natural Cedar	108	0.5	36
	8810647	Natural Cedar	192	1	27
	8810689	Redwood	84	0.5	36
	8810675	Redwood	96	0.5	36
	8810676	Redwood	108	0.5	36
	8810677	Redwood	192	1	27
	8810994	Aged Cedar	84	0.5	36
	8810995	Aged Cedar	96	0.5	36
	8810996	Aged Cedar	108	0.5	36
	8810997	Aged Cedar	192	1	27



# PRE-ROUTED POSTS - RANCH RAIL



DESCRIPTION	PART NUMBER	COLOR	LENGTH	TRUCK BUNDLE SIZE	BUNDLE QTY
<b>5 x 5 2RL Corner (0.154)</b>	8810695	Weathered Cedar	60	0.25	36
<b>5 x 5 2RL End (0.154)</b>	8810694	Weathered Cedar	60	0.25	36
<b>5 x 5 2RL Line (0.154)</b>	8810693	Weathered Cedar	60	0.25	36
<b>5 x 5 3RL Corner (0.154)</b>	8810698	Weathered Cedar	84	0.5	36
	8811032	Chestnut Brown	84	0.5	36
<b>5 x 5 3RL End (0.154)</b>	8810697	Weathered Cedar	84	0.5	36
	8811031	Chestnut Brown	84	0.5	36
<b>5 x 5 3RL Line (0.154)</b>	8810696	Weathered Cedar	84	0.5	36
	8811030	Chestnut Brown	84	0.5	36

*NOTE: Also requires External Long Cap for all colors or Internal Cap for Woodland Select colors. See Post Accessories Section for part numbers.*

DESCRIPTION	PART NUMBER	COLOR	LENGTH	TRUCK BUNDLE SIZE	BUNDLE QTY
<b>5 x 5 x 7.7' 66" Privacy End RW</b>	8810792	Weathered Cedar	90	1	36
	8810795	Chestnut Brown	90	1	36



# POST ACCESSORIES



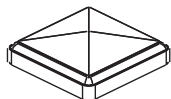
Classic



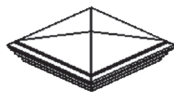
Classic Trim



Internal



Decorative Cap



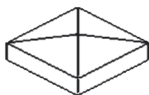
Classic Cap & Trim



Classic Trim R2



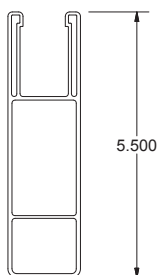
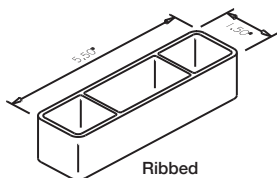
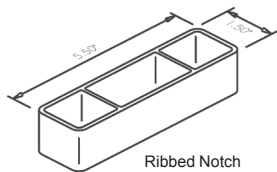
Internal



External Long

DESCRIPTION	PART NUMBER	COLOR	BOX QTY
<b>4 x 4 Classic Cap</b>	8810888	Chestnut Brown	32
	8810986	Aged Cedar	32
<b>4 x 4 Classic Trim</b>	8810879	Chestnut Brown	32
	8810987	Aged Cedar	32
<b>4 x 4 Internal Cap</b>	8810886	Chestnut Brown	108
	8810683	Weathered Cedar	108
	8810684	Natural Cedar	108
	8810685	Redwood	108
	8810984	Aged Cedar	108
<b>4 x 4 Decorative Cap</b>	8810882	Chestnut Brown	80
	8810845	Weathered Cedar	80
	8810846	Natural Cedar	80
	8810847	Redwood	80
	8810985	Aged Cedar	125
<b>4 x 4 External Long Cap STD</b>	8810962	Chestnut Brown	125
	8811228	Weathered Cedar	125
	8811229	Natural Cedar	125
	8811230	Redwood	125
	8810985	Aged Cedar	125
<b>5 x 5 Classic Cap &amp; Trim</b>	8810885	Chestnut Brown	54
	8810652	Weathered Cedar	54
	8810653	Natural Cedar	54
	8810678	Redwood	54
	8810990	Aged Cedar	54
<b>5 x 5 Internal Cap</b>	8810884	Chestnut Brown	80
	8810686	Weathered Cedar	80
	8810687	Natural Cedar	80
	8810688	Redwood	80
	8810989	Aged Cedar	80
<b>5 x 5 External Long Cap</b>	8810883	Chestnut Brown	50
	8810654	Weathered Cedar	50
	8810655	Natural Cedar	50
	8810679	Redwood	50
	8810988	Aged Cedar	50

# RAIL PROFILES



DESCRIPTION	PART NUMBER	COLOR	LENGTH	TRUCK BUNDLE SIZE	BUNDLE QTY
<b>1 1/2 x 5 1/2 Ribbed (0.075) Notch</b>	8821274	Chestnut Brown	192	1	112
	8821269	Weathered Cedar	96	1	112
	8821148	Weathered Cedar	192	1	112
	8821240	Natural Cedar	192	1	112
	8821224	Redwood	192	1	112
	8821382	Aged Cedar	192	1	112

DESCRIPTION	PART NUMBER	COLOR	LENGTH	TRUCK BUNDLE SIZE	BUNDLE QTY
<b>1.5" x 5.5" Rail Notch</b>	8822018	Chestnut Brown	70.5	0.5	112
	8822019	Chestnut Brown	72	0.5	112
	8822020	Chestnut Brown	94.5	0.5	112
	8822064	Chestnut Brown	192	0.5	112
	8822009	Weathered Cedar	70.5	0.5	112
	8822010	Weathered Cedar	72	0.5	112
	8822011	Weathered Cedar	94.5	0.5	112
	8822061	Weathered Cedar	192	0.5	112
	8822012	Natural Cedar	70.5	0.5	112
	8822013	Natural Cedar	72	0.5	112
	8822014	Natural Cedar	94.5	0.5	112
	8822062	Natural Cedar	192	1.0	112
	8822015	Redwood	70.5	0.5	112
	8822016	Redwood	72	0.5	112
	8822017	Redwood	94.5	0.5	112
	8822063	Redwood	192	1.0	112
	8822021	Aged Cedar	70.5	0.5	112
	8822022	Aged Cedar	72	0.5	112
	8822023	Aged Cedar	94.5	0.5	112
	8822065	Aged Cedar	192	1.0	112
<b>1.5" x 5.5" Rail Blank</b>	8822093	Chestnut Brown	70.5	0.5	112
	8822094	Chestnut Brown	72	0.5	112
	8822095	Chestnut Brown	94.5	0.5	112
	8822105	Chestnut Brown	192	1	112
	8822084	Weathered Cedar	70.5	0.5	112
	8822085	Weathered Cedar	72	0.5	112
	8822086	Weathered Cedar	94.5	0.5	112
	8822102	Weathered Cedar	192	1	112
	8822087	Natural Cedar	70.5	0.5	112
	8822088	Natural Cedar	72	0.5	112
	8822089	Natural Cedar	94.5	0.5	112
	8822103	Natural Cedar	192	1	112
	8822090	Redwood	70.5	0.5	112
	8822091	Redwood	72	0.5	112
	8822092	Redwood	94.5	0.5	112
	8822096	Aged Cedar	70.5	0.5	112
	8822097	Aged Cedar	72	0.5	112
	8822098	Aged Cedar	94.5	0.5	112
	8822106	Aged Cedar	192	1	112
	8822104	Redwood	192	1	112

# RAIL ACCESSORIES

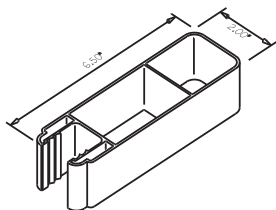


Open

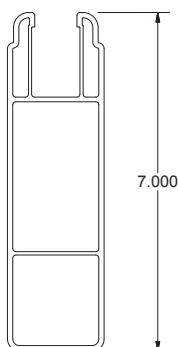
2 x 3 1/2 Open STD Reinforced with:  
2 x 3 1/2 H-Channel

2 x 3 1/2 Open RW Reinforced with:  
2 x 3 1/2 P-Channel  
2 x 3 1/2 H-Channel

DESCRIPTION	PART NUMBER	COLOR	LENGTH	TRUCK BUNDLE SIZE	BUNDLE QTY
<b>2 x 3 1/2 Open STD (.110)</b>	8821282	Chestnut Brown	144	0.75	22
	8821283	Chestnut Brown	192	0.1	22
	8821130	Weathered Cedar	144	0.075	22
	8821132	Weathered Cedar	192	0.1	22
	8821131	Natural Cedar	144	0.075	22
	8821133	Natural Cedar	192	0.1	22
	8821205	Redwood	144	0.075	22
	8821173	Redwood	192	0.1	22
	8821360	Aged Cedar	144	0.075	22
	8821361	Aged Cedar	192	0.75	22
<b>2 1/4 x 3 1/2 Open</b>	8821155	Chestnut Brown	156	0.5	20
	8821152	Weathered Cedar	156	0.5	20
	8821154	Natural Cedar	156	0.5	20
	8821153	Redwood	156	0.5	20
	8821379	Aged Cedar	156	0.5	20



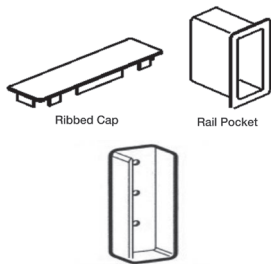
DESCRIPTION	PART NUMBER	COLOR	LENGTH	TRUCK BUNDLE SIZE	BUNDLE QTY
<b>2 x 6 1/2 Slotted (0.120)</b>	8821348	Chestnut Brown	76	0.5	66
	8821285	Chestnut Brown	92	0.25	66
	8821308	Chestnut Brown	96	0.5	66
	8821286	Chestnut Brown	192	0.5	30
	8821345	Weathered Cedar	76	0.5	66
	8821134	Weathered Cedar	92	0.25	66
	8821136	Weathered Cedar	192	0.5	30
	8821346	Natural Cedar	76	0.5	66
	8821135	Natural Cedar	92	0.25	66
	8821305	Natural Cedar	96	0.5	66
	8821137	Natural Cedar	192	0.5	30
	8821347	Redwood	76	0.5	66
	8821182	Redwood	92	0.25	66
	8821306	Redwood	96	0.5	66
	8821183	Redwood	192	0.5	30
	8821362	Aged Cedar	76	0.5	66
	8821363	Aged Cedar	92	0.25	66
	8821364	Aged Cedar	192	0.5	30
<b>2" x 7" Rail</b>	8822048	Chestnut Brown	70.5	0.5	66
	8822049	Chestnut Brown	72	0.5	66
	8822050	Chestnut Brown	94.5	0.5	66
	8822051	Chestnut Brown	192	0.5	42
	8822036	Weathered Cedar	70.5	0.5	66
	8822037	Weathered Cedar	72	0.5	66
	8822038	Weathered Cedar	94.5	0.5	66
	8822039	Weathered Cedar	192	0.25	42
	8822040	Natural Cedar	70.5	0.5	66
	8822041	Natural Cedar	72	0.5	66
	8822042	Natural Cedar	94.5	0.5	66



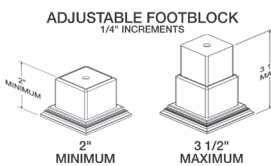


# RAIL ACCESSORIES

DESCRIPTION	PART NUMBER	COLOR	LENGTH	TRUCK BUNDLE SIZE	BUNDLE QTY
<b>2" x 7" Rail</b>	8822043	Natural Cedar	192	0.25	42
	8822044	Redwood	70.5	0.5	66
	8822045	Redwood	72	0.5	66
	8822046	Redwood	94.5	0.5	66
	8822047	Redwood	192	0.25	42
	8822052	Aged Cedar	70.5	0.5	66
	8822053	Aged Cedar	72	0.5	66
	8822054	Aged Cedar	94.5	0.5	66
	8822055	Aged Cedar	192	0.25	42



DESCRIPTION	PART NUMBER	COLOR	BOX QTY
<b>1 1/2 x 5 1/2 Bracket for Ranch Rail/Columns</b>	8821263	Weathered Cedar	100
<b>1 1/2 x 5 1/2 Bracket</b>	8821402	Redwood	100



DESCRIPTION	PART NUMBER	COLOR	BOX QTY
<b>2 Pc Adjustable Foot Block (With Screws)</b>	8850486	Chestnut Brown	50

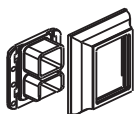
DESCRIPTION	PART NUMBER	COLOR	BOX QTY
<b>T-Rail and 2" x 3 1/2" 45° Bracket Adapter</b>	8821293	Chestnut Brown	20
<b>T-Rail and 2" x 3 1/2" Bracket 8" Smooth Column</b>	8821296	Chestnut Brown	20

*Note: Bracket adapters do not include screws.  
Not code evaluated.*


DESCRIPTION	PART NUMBER	COLOR	BOX QTY
<b>2 x 3.5 Eclipse Bracket</b>	8821481	Chestnut Brown	48
<b>2 x 3.5 Eclipse Str Bracket</b>	8821488	Chestnut Brown	48

# RAIL ACCESSORIES

DESCRIPTION	PART NUMBER	COLOR	BOX QTY
<b>2 x 3 1/2 External Cap</b>	8821316	Chestnut Brown	114
	8821309	Weathered Cedar	114
	8821314	Redwood	114
	8821315	Natural Cedar	114
	8821389	Aged Cedar	114
<b>2 1/4 x 3 1/2 External Cap</b>	8821326	Chestnut Brown	54
	8821328	Weathered Cedar	54
	8821325	Natural Cedar	54
	8821324	Redwood	54
	8821329	Aged Cedar	54



OEM Trim & Mod Base



32 Str Trim & 2" OEM Base



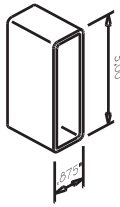
Bracket Adapters

DESCRIPTION	PART NUMBER	COLOR	BOX QTY
<b>2 x 3 1/2 OEM Trim &amp; Mod Base</b>	8821294	Chestnut Brown	80
<b>2 x 3 1/2 OEM 32 Stair Trim &amp; 2" OEM Base</b>	8821295	Chestnut Brown	20

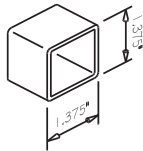
DESCRIPTION	PART NUMBER	COLOR	BOX QTY
<b>2 x 3 1/2 22 1/2° Bracket Adapter</b>	8821292	Chestnut Brown	20
<b>2 x 3 1/2 45° Bracket Adapter</b>	8821293	Chestnut Brown	20

*Note: All brackets shown include required screws. Brackets shown are packaged 2 each per bag. For example: box qty of 80 = 40 bags of 2.*

# PICKET PROFILES

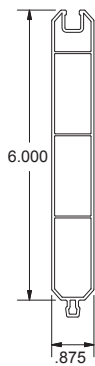


DESCRIPTION	PART NUMBER	COLOR	LENGTH	TRUCK BUNDLE SIZE	BUNDLE QTY
<b>7/8 x 3 (0.070)</b>	8830700	Chestnut Brown	192	0.5	98
	8830643	Weathered Cedar	192	0.5	98
	8830649	Natural Cedar	192	0.5	98
	8830646	Redwood	192	0.5	98
	8830739	Aged Cedar	192	0.5	98



DESCRIPTION	PART NUMBER	COLOR	LENGTH	TRUCK BUNDLE SIZE	BUNDLE QTY
<b>1 3/8 x 1 3/8 (0.070)</b>	8830694	Chestnut Brown	192	0.25	84
	8830693	Weathered Cedar	192	0.25	84
	8830703	Redwood	192	0.25	84
	8830704	Natural Cedar	192	0.25	84
	8830734	Aged Cedar	192	0.25	84

DESCRIPTION	PART NUMBER	COLOR	LENGTH	TRUCK BUNDLE SIZE	BUNDLE QTY
<b>7/8 x 6 RB Plank</b>	8831142	Weathered Cedar	144	1	98
	8831151	Weathered Cedar	192	1	98
	8831143	Natural Cedar	144	1	98
	8831152	Natural Cedar	192	1	98
	8831144	Redwood	144	1	98
	8831153	Redwood	192	1	98
	8831145	Chestnut Brown	144	1	98
	8831154	Chestnut Brown	192	1	98
	8831146	Aged Cedar	144	1	98
	8831155	Aged Cedar	192	1	98
<b>7/8 x 1 1/2 Open Plank</b>	8831172	Chestnut Brown	192	1	120
	8831169	Weathered Cedar	192	1	120
	8831170	Natural Cedar	192	1	120
	8831171	Redwood	192	1	120
	8831173	Aged Cedar	192	1	120
<b>7/8" x 6 Picket</b>	8831085	Weathered Cedar	57.25	0.333	175
	8831086	Weathered Cedar	59.25	0.333	175
	8831087	Weathered Cedar	60.25	0.333	175
	8831088	Weathered Cedar	61.25	0.333	175
	8831089	Weathered Cedar	62.25	0.333	175
	8831090	Weathered Cedar	64.25	0.333	175
	8831091	Weathered Cedar	192	1	175
	8831092	Natural Cedar	57.25	0.333	175
	8831093	Natural Cedar	59.25	0.333	175
	8831094	Natural Cedar	60.25	0.333	175
	8831095	Natural Cedar	61.25	0.333	175
	8831096	Natural Cedar	62.25	0.333	175
	8831097	Natural Cedar	64.25	0.333	175
	8831098	Natural Cedar	192	1	175
	8831099	Redwood	57.25	0.333	175
	8831100	Redwood	59.25	0.333	175





# PICKET PROFILES

DESCRIPTION	PART NUMBER	COLOR	LENGTH	TRUCK BUNDLE SIZE	BUNDLE QTY
<b>7/8" x 6 Picket</b>	8831101	Redwood	60.25	0.333	175
	8831102	Redwood	61.25	0.333	175
	8831103	Redwood	62.25	0.333	175
	8831104	Redwood	64.25	0.333	175
	8831105	Redwood	192	1	175
	8831106	Chestnut Brown	57.25	0.333	175
	8831107	Chestnut Brown	59.25	0.333	175
	8831108	Chestnut Brown	60.25	0.333	175
	8831109	Chestnut Brown	61.25	0.333	175
	8831110	Chestnut Brown	62.25	0.333	175
	8831111	Chestnut Brown	64.25	0.333	175
	8831112	Chestnut Brown	192	1	175
	8831113	Aged Cedar	57.25	0.333	175
	8831114	Aged Cedar	59.25	0.333	175
	8831115	Aged Cedar	60.25	0.333	175
	8831116	Aged Cedar	61.25	0.333	175
	8831117	Aged Cedar	62.25	0.333	175
	8831118	Aged Cedar	64.25	0.333	175
	8831119	Aged Cedar	192	1	175
<b>7/8" x 11 1/4 Picket</b>	8831043	Chestnut Brown	57.25	0.333	100
	8831045	Chestnut Brown	59.25	1	100
	8831046	Chestnut Brown	60.25	0.333	100
	8831047	Chestnut Brown	61.25	0.333	100
	8831048	Chestnut Brown	62.25	0.333	100
	8831049	Chestnut Brown	64.25	0.333	100
	8831044	Chestnut Brown	192	1	50
	8831022	Weathered Cedar	57.25	0.333	100
	8831023	Weathered Cedar	59.25	0.333	100
	8831024	Weathered Cedar	60.25	0.333	100
	8831025	Weathered Cedar	61.25	0.333	100
	8831026	Weathered Cedar	62.25	0.333	100
	8831027	Weathered Cedar	64.25	0.333	100
	8831041	Weathered Cedar	192	1	50
	8831028	Natural Cedar	57.25	0.333	100
	8831029	Natural Cedar	59.25	0.333	100
	8831030	Natural Cedar	60.25	0.333	100
	8831031	Natural Cedar	61.25	0.333	100
	8831032	Natural Cedar	62.25	0.333	100
	8831033	Natural Cedar	64.25	0.333	100
	8831034	Natural Cedar	192	1	50
	8831035	Redwood	57.25	0.333	100
	8831036	Redwood	59.25	0.333	100
	8831037	Redwood	60.25	0.333	100
	8831038	Redwood	61.25	0.333	100
	8831039	Redwood	62.25	0.333	100
	8831040	Redwood	64.25	0.333	100
	8831042	Redwood	192	1	50



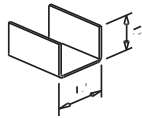
# PICKET PROFILES

DESCRIPTION	PART NUMBER	COLOR	LENGTH	TRUCK BUNDLE SIZE	BUNDLE QTY
<b>7/8" x 11 1/4 Picket</b>	8831050	Aged Cedar	57.25	0.333	100
	8831051	Aged Cedar	59.25	0.333	100
	8831052	Aged Cedar	60.25	0.333	100
	8831053	Aged Cedar	61.25	0.333	100
	8831054	Aged Cedar	62.25	0.333	100
	8831055	Aged Cedar	64.25	0.333	100
	8831056	Aged Cedar	192	1	50

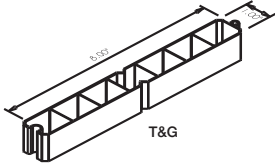
DESCRIPTION	PART NUMBER	COLOR	LENGTH	TRUCK BUNDLE SIZE	BUNDLE QTY
<b>7/8" U-Channel</b>	8841012	Chestnut Brown	192	0.05	72
	8841050	Chestnut Brown	53.875	0.05	72
	8841051	Chestnut Brown	55.875	0.05	72
	8841052	Chestnut Brown	56.875	0.05	72
	8841053	Chestnut Brown	57.875	0.05	72
	8841054	Chestnut Brown	58.875	0.05	72
	8841055	Chestnut Brown	60.875	0.05	72
	8841029	Weathered Cedar	53.875	0.05	72
	8841030	Weathered Cedar	55.875	0.05	72
	8841031	Weathered Cedar	56.875	0.05	72
	8841032	Weathered Cedar	57.875	0.05	72
	8841033	Weathered Cedar	58.875	0.05	72
	8841034	Weathered Cedar	60.875	0.05	72
	8841035	Weathered Cedar	192	0.05	72
	8841036	Natural Cedar	53.875	0.05	72
	8841037	Natural Cedar	55.875	0.05	72
	8841038	Natural Cedar	56.875	0.05	72
	8841039	Natural Cedar	57.875	0.05	72
	8841040	Natural Cedar	58.875	0.05	72
	8841041	Natural Cedar	60.875	0.05	72
	8841042	Natural Cedar	192	0.05	72
	8841043	Redwood	53.875	0.05	72
	8841044	Redwood	55.875	0.05	72
	8841045	Redwood	56.875	0.05	72
	8841046	Redwood	57.875	0.05	72
	8841047	Redwood	58.875	0.05	72
	8841048	Redwood	60.875	0.05	72
	8841049	Redwood	192	0.05	72
	8841056	Aged Cedar	53.875	0.05	72
	8841057	Aged Cedar	55.875	0.05	72
	8841058	Aged Cedar	56.875	0.05	72
	8841059	Aged Cedar	57.875	0.05	72
	8841060	Aged Cedar	58.875	0.05	72
	8841061	Aged Cedar	60.875	0.05	72
	8841062	Aged Cedar	192	0.05	72



# PICKET PROFILES



1" U-Channel



T&G

DESCRIPTION	PART NUMBER	COLOR	LENGTH	TRUCK BUNDLE SIZE	BUNDLE QTY
<b>1" U-Channel</b>	8840165	Chestnut Brown	192	0.05	50
	8840142	Weathered Cedar	192	0.05	50
	8840143	Natural Cedar	192	0.05	50
	8840153	Redwood	192	0.05	50
	8840164	Aged Cedar	192	0.05	50
<b>1 x 8 T&amp;G (0.070)</b>	8830695	Chestnut Brown	57.75	0.333	110
	8830696	Chestnut Brown	59.5	0.333	110
	8830697	Chestnut Brown	61.5	0.333	110
	8830698	Chestnut Brown	192	1	110
	8830592	Weathered Cedar	57.75	0.333	110
	8830594	Weathered Cedar	59.5	0.333	110
	8830598	Weathered Cedar	61.5	0.333	110
	8830596	Weathered Cedar	192	1	110
	8830593	Natural Cedar	57.75	0.333	110
	8830595	Natural Cedar	59.5	0.333	110
	8830599	Natural Cedar	61.5	0.333	110
	8830597	Natural Cedar	192	1	110
	8830620	Redwood	57.75	0.333	110
	8830621	Redwood	59.5	0.333	110
	8830622	Redwood	61.5	0.333	110
	8830623	Redwood	192	1	110
	8830735	Aged Cedar	57.75	0.333	110
	8830736	Aged Cedar	59.5	0.333	110
8830737	Aged Cedar	61.5	0.333	110	
8830738	Aged Cedar	192	1	110	

# PICKET ACCESSORIES



Dog Ear Cap



Spade Cap



Square Cap

DESCRIPTION	PART NUMBER	COLOR	BOX QTY
<b>7/8 x 3 Dog Ear Cap</b>	8830701	Chestnut Brown	100
	8830644	Weathered Cedar	100
	8830650	Natural Cedar	100
	8830647	Redwood	100
	8830731	Aged Cedar	100
<b>7/8 x 3 Spade Cap</b>	8830702	Chestnut Brown	100
	8830645	Weathered Cedar	100
	8830651	Natural Cedar	100
	8830648	Redwood	100
	8830732	Aged Cedar	100
<b>7/8 x 6 Cap</b>	8831163	Chestnut Brown	125
	8831160	Weathered Cedar	125
	8831162	Redwood	125
	8831161	Natural Cedar	125
	8831164	Aged Cedar	125
<b>7/8 x 1 1/2 Cap</b>	8831181	Chestnut Brown	400
	8831178	Weathered Cedar	400
	8831180	Redwood	400
	8831179	Natural Cedar	400
	8831182	Aged Cedar	400

DESCRIPTION	PART NUMBER	COLOR	BOX QTY
<b>1 3/8 x 1 3/8 Square Cap</b>	8830714	Chestnut Brown	200
	8830711	Weathered Cedar	200
	8830712	Natural Cedar	200
	8830713	Redwood	200
	8830733	Aged Cedar	200



# PREFAB PRIVACY

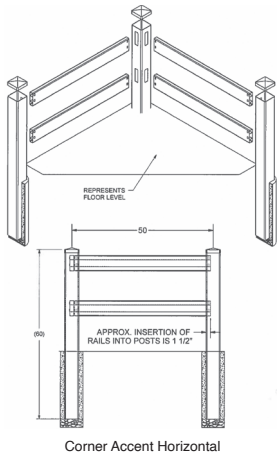


DESCRIPTION	PART NUMBER	COLOR	LENGTH	TRUCK BUNDLE SIZE	BUNDLE QTY
<b>6 x 8 Privacy Section Kit (2 x 6-1/2 Rail)</b>	8898325	Chestnut Brown	-	0	24
	8898300	Weathered Cedar	-	0	24
	8898305	Natural Cedar	-	0	24
	8898310	Redwood	-	0	24
	98330	Aged Cedar	-	0	24
<b>48.5 x 70 Privacy Gate Kit (2 x 6-1/2 Rail)</b>	8898325G	Chestnut Brown	-	0	24
	8898300G	Weathered Cedar	-	0	24
	8898305G	Natural Cedar	-	0	24
	8898310G	Redwood	-	0	24
	8898330G	Aged Cedar	-	0	1
<b>5 x 5 x 70" Privacy Line (2 x 6-1/2 Rail)</b>	8810934	Chestnut Brown	96	0	36
	8811240	Chestnut Brown	108	0	36
	8810709	Weathered Cedar	96	0	36
	8811234	Weathered Cedar	108	0	36
	8810712	Natural Cedar	96	0	36
	8811290	Natural Cedar	108	0	36
	8810721	Redwood	96	0	36
	8811237	Redwood	108	0	36
	8811017	Aged Cedar	96	0	36
	8811287	Aged Cedar	108	0	36
<b>5 x 5 x 70" Privacy End (2 x 6-1/2 Rail)</b>	8810935	Chestnut Brown	96	0	36
	8811242	Chestnut Brown	108	0	36
	8810710	Weathered Cedar	96	0	36
	8811236	Weathered Cedar	108	0	36
	8810713	Natural Cedar	96	0	36
	8811292	Natural Cedar	108	0	36
	8810722	Redwood	96	0	36
	8811239	Redwood	108	0	36
	8811018	Aged Cedar	96	0	36
	8811289	Aged Cedar	108	0	36
<b>5 x 5 x 70" Privacy Corner (2 x 6-1/2 Rail)</b>	8810936	Chestnut Brown	96	0	36
	8811241	Chestnut Brown	108	0	36
	8810711	Weathered Cedar	96	0	36
	8811235	Weathered Cedar	108	0	36
	8810714	Natural Cedar	96	0	36
	8811291	Natural Cedar	108	0	36
	8810723	Redwood	96	0	36
	8811238	Redwood	108	0	36
	8811019	Aged Cedar	96	0	36
	8811288	Aged Cedar	108	0	36

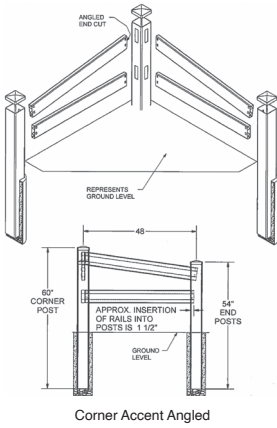
*Woodland Select Color Privacy Sections Include*

Description	Qty
2 x 6-1/2 x 92" Slotted Rail	2
1 x 8 x 59-1/2" Pickets	11
1" U-Channel	2
L Box P Channel Insert	1

# CORNER ACCENT KITS

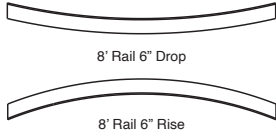


DESCRIPTION	PART NUMBER	COLOR	BUNDLE QTY
Corner Accent Kit Horizontal	8890494	Chestnut Brown	1
Corner Accent Kit Angled	8890495	Chestnut Brown	1





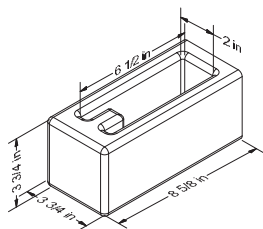
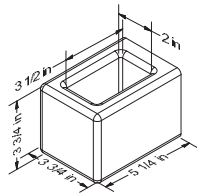
# SPECIALTY PRODUCTS



DESCRIPTION	PART NUMBER	COLOR	BOX QTY
<b>2 x 6 1/2 x 8' 6" Drop</b>	8821210	Weathered Cedar	1
	8821212	Natural Cedar	1
	8821214	Redwood	1
<b>2 x 6 1/2 x 8' 6" Rise</b>	8821211	Weathered Cedar	1
	8821213	Natural Cedar	1
	8821215	Redwood	1

*NOTE: Bent shapes are direct ship from the supplier. Price does not include freight. Customer is responsible for freight. Drawings available on request.*

# GATE BLOCKS



DESCRIPTION	PART NUMBER	SCREW LENGTH	BOX QTY
<b>2" x 3 1/2" x 4" Block</b>	8850500	6	32
<b>2" x 3 1/2" x 5" Block</b>	8850501	6	18
<b>1 1/2" x 5 1/2" x 4" Block</b>	8850502	8	32
<b>2 1/2" x 5 1/2" x 5" Block</b>	8850503	8	18
<b>1 1/2" x 5 1/2" x 4" Pocket Rail</b>	8850504	8	32
<b>1 1/2" x 5 1/2" x 5" Pocket Rail</b>	8850505	8	18
<b>2" x 6" x 4" Block</b>	8850506	8	32
<b>2" x 6" x 5" Block</b>	8850507	8	18
<b>2" x 6 1/2" x 4" Pocket Rail</b>	8850508	8	32
<b>2" x 6 1/2" x 5" Pocket Rail</b>	8850509	8	18
<b>4" x 4" x 4" Solid Block</b>	8850510	6	48
<b>1/4" x 6" Timber Screw</b>	8850002	N/A	250
<b>1/4" x 8" Timber Screw</b>	8850003	N/A	250
<b>1/4" x 10" Timber Screw</b>	8850004	N/A	250
<b>2" x 7" x 4" Pocket Rail</b>	8850511	8	32
<b>2" x 7" x 5" Pocket Rail</b>	8850512	8	18

NOTE: Minimum Order - 1 Box of Each Item

NOTES:

# TOOLS AND HARDWARE



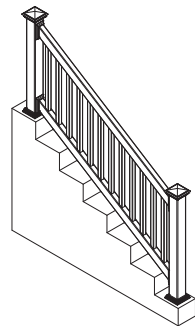
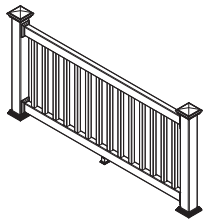
Cap Plug



Snap Cap

DESCRIPTION	PART NUMBER	COLOR	BOX QTY
<b>5/8" Cap Plug</b>	8850495	Chestnut Brown	500
	8850459	Weathered Cedar	500
	8850458	Natural Cedar	500
	8850499	Aged Cedar	500
	8850461	Redwood	500
<b>RH10 Snap Cap</b>	8850494	Chestnut Brown	500
	8850457	Weathered Cedar	500
	8850456	Natural Cedar	500
	8850498	Aged Cedar	500
	8850460	Redwood	500

# EXPRESS – VINYL RAIL *[Chestnut Brown]*



DESCRIPTION	PART NUMBER	COLOR	BOX/SKID/BD QTY	MINIMUM ORDER
<b>2 x 3 1/2 STANDARD RAIL KITS</b>				
<b>3' x 6' Picket Standard Rail Kit</b>	81001CB-EX	Chestnut Brown	24	SK
<b>3 1/2' x 6' Picket Standard Rail Kit</b>	81003CB-EX	Chestnut Brown	24	SK
<b>3' x 8' Picket Standard Rail Kit</b>	81005CB-EX	Chestnut Brown	24	SK
<b>3 1/2' x 8' Picket Standard Rail Kit</b>	81007CB-EX	Chestnut Brown	24	SK
<b>2 x 3 1/2 STANDARD STAIR RAIL KITS</b>				
<b>3' x 6' Picket Standard Rail Stair Kit</b>	81013CB-EX	Chestnut Brown	12	SK
<b>3 1/2' x 6' Picket Standard Rail Stair Kit</b>	81015CB-EX	Chestnut Brown	12	SK
<b>POST &amp; ACCESSORIES</b>				
<b>4" x 4" x 48" Vinyl Post</b>	81041CB-EX	Chestnut Brown	48	BD
<b>4" x 4" x 108" Vinyl Posts</b>	81042CB-EX	Chestnut Brown	40	BD
<b>4" Classic Cap &amp; Trim</b>	90418CB-EX	Chestnut Brown	6	BX
<b>4" Decorative Cap</b>	90421CB-EX	Chestnut Brown	12	BX
<b>4" Classic Base Trim</b>	90420CB-EX	Chestnut Brown	12	BX
<b>BRACKETS &amp; ACCESSORIES</b>				
<b>22 1/2° Bracket Adapter</b>	81060CB-EX	Chestnut Brown	8	BX
<b>45° Bracket Adapter</b>	81061CB-EX	Chestnut Brown	8	BX
<b>2" x 3-1/2" Standard Rail Bracket</b>	81062CB-EX	Chestnut Brown	8	BX
<b>2" x 3-1/2" Standard Rail Stair Bracket</b>	81063CB-EX	Chestnut Brown	8	BX
<b>2" x 3-1/2" Smooth Column Bracket Adapter</b>	81064CB-EX	Chestnut Brown	8	BX



# MASTER LIST

MASTER DESCRIPTION	PART NUMBER	GROUP	COLOR	LENGTH	TRUCK BUNDLE SIZE	BOX/BUNDLE QTY
3 1/2 x 3 1/2 External Cap WH	8810003	Post Accessories	White	N/A	-	60
3 1/2 x 3 1/2 Gothic Cap WH	8810005	Post Accessories	White	N/A	-	60
3 1/2 x 3 1/2 x 16' WH RW	8810012	Post Profiles	White	192	1	72
4 x 4 Classic Trim KH	8810022	Post Accessories	Khaki	N/A	-	32
4 x 4 Classic Trim TN	8810023	Post Accessories	Tan	N/A	-	32
4 x 4 Classic Trim WH	8810024	Post Accessories	White	N/A	-	32
4 x 4 Decorative Cap TN	8810027	Post Accessories	Tan	N/A	-	36
4 x 4 Decorative Cap WH	8810028	Post Accessories	White	N/A	-	80
4 x 4 Gothic Cap WH	8810033	Post Accessories	White	N/A	-	45
4 x 4 x 16' RW KH	8810055	Post Profiles	Khaki	192	0.75	33
4 x 4 x 16' RW TN	8810056	Post Profiles	Tan	192	0.75	33
4 x 4 x 16' RW WH	8810057	Post Profiles	White	192	1.25	66
4 x 4 x 24' Alum Insert	8810058	Post Accessories	N/A	288	0.5	10
4 X 4 (0.160)	8810059	Post Profiles	White	38	1.25	121
4 X 4 (0.160)	8810060	Post Profiles	White	44	1	121
4 x 4 x 5' STD WH	8810066	Post Profiles	White	60	0.75	121
4 x 4 x 6' STD WH	8810067	Post Profiles	White	72	0.75	121
4 x 4 x 7' STD WH	8810068	Post Profiles	White	84	1	121
4 x 4 x 8' STD WH	8810069	Post Profiles	White	96	1	121
4 x 4 x 9' STD WH	8810071	Post Profiles	White	108	1.25	121
5 x 5 External Long Cap TN	8810081	Post Accessories	Tan	N/A	-	50
5 x 5 External Long Cap WH	8810082	Post Accessories	White	N/A	-	80
5 x 5 Flat Cap WH	8810083	Post Accessories	White	N/A	-	80
5 x 5 Gothic Cap WH	8810086	Post Accessories	White	N/A	-	45
5 x 5 x 16' KH RW	8810108	Post Profiles	Khaki	192	1	27
5 x 5 x 16' TN RW	8810109	Post Profiles	Tan	192	0.75	27
5 x 5 x 16' WH RW	8810110	Post Profiles	White	192	0.75	45
5 x 5 x 24' Alum Insert	8810111	Post Accessories	N/A	288	1	20
5 x 5 (0.154)	8810115	Post Profiles	White	288	0.75	45
5 x 5 x 5' 2RL Corner GS WH	8810116	Pre-Fabricated Profiles	White	60	0.75	81
5 x 5 x 5' 2RL End GS WH	8810117	Pre-Fabricated Profiles	White	60	0.75	81
5 x 5 x 5' 2RL Line GS WH	8810118	Pre-Fabricated Profiles	White	60	0.75	81
5 x 5 x 5' Blank GS WH	8810119	Pre-Fabricated Profiles	White	60	0.75	81
5 x 5 x 6 1/2' 3RL Corner GS WH	8810121	Pre-Fabricated Profiles	White	78	1	81
5 x 5 x 6 1/2' 3RL End GS WH	8810122	Pre-Fabricated Profiles	White	78	1	81
5 x 5 x 6 1/2' 3RL Line GS WH	8810123	Pre-Fabricated Profiles	White	78	1	81
5 x 5 x 6 1/2' Blank GS WH	8810124	Pre-Fabricated Profiles	White	78	1	81
5 x 5 x 6' 3RL Corner GS WH	8810125	Pre-Fabricated Profiles	White	72	0.75	81
5 x 5 x 6' 3RL End GS WH	8810126	Pre-Fabricated Profiles	White	72	0.75	81
5 x 5 x 6' 3RL Line GS WH	8810127	Pre-Fabricated Profiles	White	72	0.75	81
5 x 5 x 6' Blank GS WH	8810128	Pre-Fabricated Profiles	White	72	0.75	81
5 x 5 x 7' 3RL Corner GS WH	8810130	Pre-Fabricated Profiles	White	84	1	81
5 x 5 x 7' 3RL End GS WH	8810131	Pre-Fabricated Profiles	White	84	1	81
5 x 5 x 7' 3RL Line GS WH	8810132	Pre-Fabricated Profiles	White	84	1	81
5 x 5 x 7' 4RL Corner GS WH	8810133	Pre-Fabricated Profiles	White	84	1	81
5 x 5 x 7' 4RL End GS WH	8810134	Pre-Fabricated Profiles	White	84	1	81
5 x 5 x 7' 4RL Line GS WH	8810135	Pre-Fabricated Profiles	White	84	1	81
5 x 5 x 7' Blank GS WH	8810136	Pre-Fabricated Profiles	White	84	1	81
5 x 5 x 7' RW TN	8810138	Post Profiles	Tan	84	0.5	36

# MASTER LIST

MASTER DESCRIPTION	PART NUMBER	GROUP	COLOR	LENGTH	TRUCK BUNDLE SIZE	BOX/BUNDLE QTY
5 x 5 x 7' RW WH	8810140	Post Profiles	White	84	1	81
5 x 5 x 8' Blank GS WH	8810141	Pre-Fabricated Profiles	White	96	1	81
5 x 5 x 8' RW WH	8810144	Post Profiles	White	96	1	81
5 x 5 x 9' Blank GS WH	8810145	Pre-Fabricated Profiles	White	108	1	81
5 x 5 x 8 Line Post	8810146	PreFab Privacy	White	120	0	36
5 x 5 x 8 End Post	8810147	PreFab Privacy	White	120	0	36
5 x 5 x 8 Corner Post	8810148	PreFab Privacy	White	120	0	36
5 x 5 x 9' RW KH	8810150	Post Profiles	Khaki	108	0.5	36
5 x 5 x 9' RW TN	8810152	Post Profiles	Tan	108	0.75	36
5 x 5 x 9' RW WH	8810154	Post Profiles	White	108	1.25	81
4 x 4 Decorative Cap KH	8810173	Post Accessories	Khaki	N/A	-	36
4 x 4 x 9' XLW WH	8810175	Post Profiles	White	108	1.25	121
4 x 4 x 7' RW WH	8810184	Post Profiles	White	84	1	121
4 x 4 x 39" XLW WH	8810192	Post Profiles	White	39	0.5	121
5 x 5 (0.142)	8810203	Post Profiles	Sandstone	90	1	81
4 x 4 x 48" XLW WH	8810207	Post Profiles	White	48	0.5	121
4 x 4 x 9' XLW KH	8810208	Post Profiles	Khaki	108	1.25	121
5 x 5 x 7' 3RL Line GS TN	8810212	Pre-Fabricated Profiles	Tan	84	1	81
5 x 5 x 7' 3RL Corner GS TN	8810213	Pre-Fabricated Profiles	Tan	84	1	81
5 x 5 x 7' 3RL End GS TN	8810214	Pre-Fabricated Profiles	Tan	84	1	81
5 x 5 x 6 1/2' 3RL Line GS TN	8810215	Pre-Fabricated Profiles	Tan	78	1	81
5 x 5 x 6 1/2' 3RL Corner GS TN	8810216	Pre-Fabricated Profiles	Tan	78	1	81
5 x 5 x 6 1/2' 3RL End GS TN	8810217	Pre-Fabricated Profiles	Tan	78	1	81
4 x 4 x 8' XLW WH	8810240	Post Profiles	White	96	0.75	121
5 x 5 x 6 1/2' Blank GS TN	8810265	Pre-Fabricated Profiles	Tan	78	1	81
5 x 5 x 7' Blank GS TN	8810266	Pre-Fabricated Profiles	Tan	84	1	81
4 x 4 x 4' STD WH	8810275	Post Profiles	White	48	0.5	121
4 x 4 x 16' Alum Insert Tower	8810291	Post Accessories	N/A	192	0.5	20
5 x 5 x 16' Alum Insert Tower	8810292	Post Accessories	N/A	192	0.5	20
5 x 5 x 8' RW TN	8810295	Post Profiles	Tan	96	0.75	36
4 x 4 Post Wrap	8810308	Post Profiles	White	120	0.25	20
6 1/2 x 6 1/2 Post Wrap	8810320	Post Profiles	White	120	0.25	20
5 x 5 x 6' Blank GS TN	8810328	Pre-Fabricated Profiles	Tan	72	0.75	81
5 x 5 x 8' Blank GS TN	8810329	Pre-Fabricated Profiles	Tan	96	1	81
3 1/2 x 3 1/2 (0.130)	8810335	Post Profiles	White	72	1	48
5 x 5 External Long Cap KH	8810430	Post Accessories	Khaki	N/A	-	50
5 x 5 x 8' RW KH	8810442	Post Profiles	Khaki	96	0.5	36
5 x 5 GS 70" Priv Line	8810460	Routed Privacy Posts	White	96	1	81
5 x 5 GS 70" Priv End	8810461	Routed Privacy Posts	White	96	1	81
5 x 5 GS 66" Priv Line	8810463	Routed Privacy Posts	White	90	1	81
5 x 5 GS 66" Priv End	8810464	Routed Privacy Posts	White	90	1	81
5 x 5 3RL 11" Spc Line	8810466	Routed Privacy Posts	White	84	1	81
5 x 5 3RL 11" Spc End	8810467	Routed Privacy Posts	White	84	1	81
5 x 5 3RL 14" Spc Line	8810469	Routed Privacy Posts	White	84	1	81
5 x 5 3RL 14" Spc End	8810470	Routed Privacy Posts	White	84	1	81
5 x 5 GS 70" Priv Line	8810472	Routed Privacy Posts	Tan	96	1	81
5 x 5 GS 70" Priv End	8810473	Routed Privacy Posts	Tan	96	1	81
5 x 5 GS 66" Priv Line	8810475	Routed Privacy Posts	Tan	90	1	81
5 x 5 GS 66" Priv End	8810476	Routed Privacy Posts	Tan	90	1	81

# MASTER LIST

MASTER DESCRIPTION	PART NUMBER	GROUP	COLOR	LENGTH	TRUCK BUNDLE SIZE	BOX/BUNDLE QTY
5 x 5 2RL 11" Spc Line	8810484	Routed Privacy Posts	White	72	1	81
5 x 5 2RL 11" Spc End	8810485	Routed Privacy Posts	White	72	1	81
5 x 5 x 8' 4RL 9" Spec Line	8810490	Routed Privacy Posts	White	96	1	81
5 x 5 x 8' 4RL 9" Spec End	8810491	Routed Privacy Posts	White	96	1	81
5 x 5 x 8' 4RL 9" Spec Crnr	8810492	Routed Privacy Posts	White	96	1	81
5 x 5 GS 60" Priv Line	8810493	Routed Privacy Posts	White	84	1	81
5 x 5 GS 60" Priv End	8810494	Routed Privacy Posts	White	84	1	81
5 x 5 GS 60" Priv Line	8810497	Routed Privacy Posts	Tan	84	1	81
5 x 5 GS 60" Priv End	8810498	Routed Privacy Posts	Tan	84	1	81
5 x 5 Classic Cap & Trim WH	8810504	Post Accessories	White	N/A	-	54
5 x 5 Classic Cap & Trim TN	8810505	Post Accessories	Tan	N/A	-	54
5 x 5 Classic Cap & Trim KH	8810506	Post Accessories	Khaki	N/A	-	54
5 x 5 Classic Trim R2 WH	8810508	Post Accessories	White	N/A	-	74
5 x 5 Classic Trim R2 TN	8810509	Post Accessories	Tan	N/A	-	74
5 x 5 Classic Trim R2 KH	8810510	Post Accessories	Khaki	N/A	-	74
5 x 5 x 16' RW SD	8810516	Post Profiles	Sandstone	192	1	27
5 x 5 x 9' RW SD	8810517	Post Profiles	Sandstone	108	0.5	36
5 x 5 x 8' RW SD	8810518	Post Profiles	Sandstone	96	0.5	36
5 x 5 x 7' RW SD	8810519	Post Profiles	Sandstone	84	0.5	36
4 x 4 x 16' RW SD	8810525	Post Profiles	Sandstone	192	0.75	33
4 x 4 x 9' RW WH	8810538	Post Profiles	White	108	1.25	121
4 x 4 x 10' STD TN	8810543	Post Profiles	Tan	120	1.25	121
5 x 5 x 7' Blank GS SD	8810547	Pre-Fabricated Profiles	Sandstone	84	1	81
5 x 5 x 8' Blank GS SD	8810548	Pre-Fabricated Profiles	Sandstone	96	1	81
5 x 5 x 9' Blank GS SD	8810549	Pre-Fabricated Profiles	Sandstone	108	1	81
4 x 4 Decorative Cap SD	8810550	Post Accessories	Sandstone	N/A	-	36
4 x 4 Classic Cap SD	8810551	Post Accessories	Sandstone	N/A	-	32
4 x 4 Classic Trim SD	8810552	Post Accessories	Sandstone	N/A	-	32
4 x 4 x 16' STD WH	8810557	Post Profiles	White	192	1.25	66
5 x 5 External Long Cap SD	8810558	Post Accessories	Sandstone	N/A	-	50
5 x 5 Classic Cap & Trim SD	8810559	Post Accessories	Sandstone	N/A	-	54
5 x 5 Classic Trim R2 SD	8810560	Post Accessories	Sandstone	N/A	-	74
5 x 5 x 9' 72" C Privacy Line GS WH	8810561	Pre-Fabricated Profiles	White	108	1	81
5 x 5 x 9' 72" C Privacy End GS WH	8810562	Pre-Fabricated Profiles	White	108	1	81
5 x 5 x 9' 72" C Privacy Corner GS WH	8810563	Pre-Fabricated Profiles	White	108	1	81
5 x 5 x 8' 72" C Privacy Line GS WH	8810564	Pre-Fabricated Profiles	White	96	1	81
5 x 5 x 8' 72" C Privacy End GS WH	8810565	Pre-Fabricated Profiles	White	96	1	81
5 x 5 x 8' 72" C Privacy Corner GS WH	8810566	Pre-Fabricated Profiles	White	96	1	81
5 x 5 x 7' 60" C Privacy Line GS WH	8810567	Pre-Fabricated Profiles	White	84	1	81
5 x 5 x 7' 60" C Privacy End GS WH	8810568	Pre-Fabricated Profiles	White	84	1	81
5 x 5 x 7' 60" C Privacy Corner GS WH	8810569	Pre-Fabricated Profiles	White	84	1	81
5 x 5 x 9' 72" C Privacy Line GS SD	8810570	Pre-Fabricated Profiles	Sandstone	108	1	81
5 x 5 x 9' 72" C Privacy End GS SD	8810571	Pre-Fabricated Profiles	Sandstone	108	1	81
5 x 5 x 9' 72" C Privacy Corner GS SD	8810572	Pre-Fabricated Profiles	Sandstone	108	1	81
5 x 5 x 8' 72" C Privacy Line GS SD	8810573	Pre-Fabricated Profiles	Sandstone	96	1	81
5 x 5 x 8' 72" C Privacy End GS SD	8810574	Pre-Fabricated Profiles	Sandstone	96	1	81
5 x 5 x 8' 72" C Privacy Corner GS SD	8810575	Pre-Fabricated Profiles	Sandstone	96	1	81
5 x 5 x 7' 60" C Privacy Line GS SD	8810576	Pre-Fabricated Profiles	Sandstone	84	1	81
5 x 5 x 7' 60" C Privacy End GS SD	8810577	Pre-Fabricated Profiles	Sandstone	84	1	81

# MASTER LIST

MASTER DESCRIPTION	PART NUMBER	GROUP	COLOR	LENGTH	TRUCK BUNDLE SIZE	BOX/BUNDLE QTY
5x5x7' 60" C Privacy Corner GS SD	8810578	Pre-Fabricated Profiles	Sandstone	84	1	81
5x5 GS 70" Priv Line	8810590	Routed Privacy Posts	Sandstone	96	1	81
5x5 GS 70" Priv End	8810591	Routed Privacy Posts	Sandstone	96	1	81
5x5x9' Blank GS TN	8810614	Pre-Fabricated Profiles	Tan	108	1	81
5x5 (0.142)	8810619	Post Profiles	Sandstone	78	1	81
5x5x7' RW WC	8810640	Post Profiles	Weathered Cedar	84	0.5	36
5x5x7' RW NC	8810641	Post Profiles	Natural Cedar	84	0.5	36
5x5x8' RW WC	8810642	Post Profiles	Weathered Cedar	96	0.5	36
5x5x8' RW NC	8810643	Post Profiles	Natural Cedar	96	0.5	36
5x5x9' RW WC	8810644	Post Profiles	Weathered Cedar	108	0.5	36
5x5x9' RW NC	8810645	Post Profiles	Natural Cedar	108	0.5	36
5x5x16' RW WC	8810646	Post Profiles	Weathered Cedar	192	1	27
5x5x16' RW NC	8810647	Post Profiles	Natural Cedar	192	1	27
5x5 Classic Cap WC	8810652	Post Accessories	Weathered Cedar	N/A	-	54
5x5 Classic Cap NC	8810653	Post Accessories	Natural Cedar	N/A	-	54
5x5 External Long Cap WC	8810654	Post Accessories	Weathered Cedar	N/A	-	50
5x5 External Long Cap NC	8810655	Post Accessories	Natural Cedar	N/A	-	50
4x4x9' Colonial Stair Porch post WH	8810657	Post Profiles	White	108	-	60
4x4x9' Colonial Stair Porch post KH	8810658	Post Profiles	Khaki	108	-	60
5x5x9' Colonial Stair Porch post WH	8810659	Post Profiles	White	108	-	40
5x5x9' Colonial Stair Porch post KH	8810660	Post Profiles	Khaki	108	-	40
4x4x9' Traditional Stair Porch post WH	8810661	Post Profiles	White	108	-	60
4x4x9' Traditional Stair Porch post KH	8810662	Post Profiles	Khaki	108	-	60
5x5x9' Traditional Stair Porch post WH	8810663	Post Profiles	White	108	-	40
5x5x9' Traditional Stair Porch post KH	8810664	Post Profiles	Khaki	108	-	40
5x5 (0.154)	8810669	Post Profiles	Weathered Cedar	78	0.5	36
5x5x8' RW RD	8810675	Post Profiles	Redwood	96	0.5	36
5x5x9' RW RD	8810676	Post Profiles	Redwood	108	0.5	36
5x5x16' RW RD	8810677	Post Profiles	Redwood	192	1	27
5x5 Classic Cap RD	8810678	Post Accessories	Redwood	N/A	-	54
5x5 External Long Cap RD	8810679	Post Accessories	Redwood	N/A	-	50
4x4 Internal Cap WC	8810683	Post Accessories	Weathered Cedar	N/A	-	108
4x4 Internal Cap NC	8810684	Post Accessories	Natural Cedar	N/A	-	108
4x4 Internal Cap RD	8810685	Post Accessories	Redwood	N/A	-	108
5x5 Internal Cap WC	8810686	Post Accessories	Weathered Cedar	N/A	-	80
5x5 Internal Cap NC	8810687	Post Accessories	Natural Cedar	N/A	-	80
5x5 Internal Cap RD	8810688	Post Accessories	Redwood	N/A	-	80
5x5x7' RW RD	8810689	Post Profiles	Redwood	84	0.5	36
5x5x7' Blank GS KH	8810690	Pre-Fabricated Profiles	Khaki	84	1	81
5x5x8' Blank GS KH	8810691	Pre-Fabricated Profiles	Khaki	96	1	81
5x5x9' Blank GS KH	8810692	Pre-Fabricated Profiles	Khaki	108	1	81
5" x 5" x 5' 2RL Line WC	8810693	Pre-Fabricated Profiles	Weathered Cedar	60	0.25	36
5" x 5" x 5' 2RL End WC	8810694	Pre-Fabricated Profiles	Weathered Cedar	60	0.25	36
5" x 5" x 5' 2RL Corner WC	8810695	Pre-Fabricated Profiles	Weathered Cedar	60	0.25	36
5" x 5" x 7' 3RL Line WC	8810696	Pre-Fabricated Profiles	Weathered Cedar	84	0.5	36
5" x 5" x 7' 3RL End WC	8810697	Pre-Fabricated Profiles	Weathered Cedar	84	0.5	36
5" x 5" x 7' 3RL Corner WC	8810698	Pre-Fabricated Profiles	Weathered Cedar	84	0.5	36
5x5x5' RW WC	8810699	Pre-Fabricated Profiles	Weathered Cedar	60	0.25	36
5x5x7' 60" C Privacy Line GS KH	8810700	Pre-Fabricated Profiles	Khaki	84	1	81

# MASTER LIST

MASTER DESCRIPTION	PART NUMBER	GROUP	COLOR	LENGTH	TRUCK BUNDLE SIZE	BOX/BUNDLE QTY
5 x 5 x 7' 60" C Privacy End GS KH	8810701	Pre-Fabricated Profiles	Khaki	84	1	81
5 x 5 x 7' 60" C Privacy Corner GS KH	8810702	Pre-Fabricated Profiles	Khaki	84	1	81
5 x 5 x 8' 72" C Privacy Line GS KH	8810703	Pre-Fabricated Profiles	Khaki	96	1	81
5 x 5 x 8' 72" C Privacy End GS KH	8810704	Pre-Fabricated Profiles	Khaki	96	1	81
5 x 5 x 8' 72" C Privacy Corner GS KH	8810705	Pre-Fabricated Profiles	Khaki	96	1	81
5 x 5 x 9' 72" C Privacy Line GS KH	8810706	Pre-Fabricated Profiles	Khaki	108	1	81
5 x 5 x 9' 72" C Privacy End GS KH	8810707	Pre-Fabricated Profiles	Khaki	108	1	81
5 x 5 x 9' 72" C Privacy Corner GS KH	8810708	Pre-Fabricated Profiles	Khaki	108	1	81
5 x 5 x 8' RW WC	8810709	PreFab Privacy	Weathered Cedar	96	0.5	36
5 x 5 x 8' RW WC	8810710	PreFab Privacy	Weathered Cedar	96	0.5	36
5 x 5 x 8' RW WC	8810711	PreFab Privacy	Weathered Cedar	96	0.5	36
5 x 5 x 8' RW NC	8810712	PreFab Privacy	Natural Cedar	96	0.5	36
5 x 5 x 8' RW NC	8810713	PreFab Privacy	Natural Cedar	96	0.5	36
5 x 5 x 8' RW NC	8810714	PreFab Privacy	Natural Cedar	96	0.5	36
5 x 5 x 8' RW RD	8810721	PreFab Privacy	Redwood	96	0.5	36
5 x 5 x 8' RW RD	8810722	PreFab Privacy	Redwood	96	0.5	36
5 x 5 x 8' RW RD	8810723	PreFab Privacy	Redwood	96	0.5	36
6 x 6 XLW	8810735	Post Profiles	White	120	0.75	28
6 x 6 XLW	8810736	Post Profiles	White	144	0.75	28
5 x 5 (0.142)	8810739	Post Profiles	Tan	90	1	81
6 x 6 EXTERNAL CAP WH	8810740	Post Accessories	White	N/A	-	100
6 x 6 CLASSIC CAP AND TRIM WH	8810741	Post Accessories	White	N/A	-	32
6 x 6 POST BASE TRIM WH	8810742	Post Accessories	White	N/A	-	56
4 x 4 (0.145)	8810753	Post Profiles	Khaki	144	1.25	66
5 x 5 RW 66" Priv Line	8810792	Routed Privacy Posts	Weathered Cedar	90	1	36
5 x 5 RW 66" Priv Line	8810795	Routed Privacy Posts	Chestnut Brown	90	1	36
6 x 6 x 9' POST WH	8810798	Post Profiles	White	108	0.75	28
4 x 4 x 13' WC	8810800	Post Profiles	Weathered Cedar	156	0.5	12
4 x 4 x 13' NC	8810801	Post Profiles	Natural Cedar	156	0.5	12
4 x 4 x 13' RD	8810802	Post Profiles	Redwood	156	0.5	12
5 x 5 x 8' 68" C Privacy Line GS WH	8810810	Post Profiles	White	96	1	81
5 x 5 x 8' 68" C Privacy End GS WH	8810811	Post Profiles	White	96	1	81
5 x 5 x 8' 68" C Privacy Corner GS WH	8810812	Post Profiles	White	96	1	81
5 x 5 x 9' 68" C Privacy Line GS WH	8810813	Post Profiles	White	108	1	81
5 x 5 x 9' 68" C Privacy End GS WH	8810814	Post Profiles	White	108	1	81
5 x 5 x 9' 68" C Privacy Corner GS WH	8810815	Post Profiles	White	108	1	81
5 x 5 x 8' 68" C Privacy Line GS SD	8810818	Post Profiles	Sandstone	96	1	81
5 x 5 x 8' 68" C Privacy End GS SD	8810819	Post Profiles	Sandstone	96	1	81
5 x 5 x 8' 68" C Privacy Corner GS SD	8810820	Post Profiles	Sandstone	96	1	81
5 x 5 x 9' 68" C Privacy Line GS SD	8810821	Post Profiles	Sandstone	108	1	81
5 x 5 x 9' 68" C Privacy End GS SD	8810822	Post Profiles	Sandstone	108	1	81
5 x 5 x 9' 68" C Privacy Corner GS SD	8810823	Post Profiles	Sandstone	108	1	81
5 x 5 (0.142)	8810827	Post Profiles	White	144	1	45
5 x 5 (0.142)	8810833	Post Profiles	Sandstone	72	1	81
6 x 6 x 9' POST SD	8810834	Post Profiles	Sandstone	108	0.75	28
6 x 6 x 9' POST KH	8810835	Post Profiles	Khaki	108	0.75	28
4 x 4 x 6' STD SD	8810836	Post Profiles	Sandstone	72	0.75	121
4 x 4 x 7' STD SD	8810837	Post Profiles	Sandstone	84	1	121
4 x 4 x 8' STD SD	8810838	Post Profiles	Sandstone	96	1	121



# MASTER LIST

MASTER DESCRIPTION	PART NUMBER	GROUP	COLOR	LENGTH	TRUCK BUNDLE SIZE	BOX/BUNDLE QTY
4 x 4 x 6' STD KH	8810839	Post Profiles	Khaki	72	0.75	121
4 x 4 x 7' STD KH	8810840	Post Profiles	Khaki	84	1	121
4 x 4 x 8' STD KH	8810841	Post Profiles	Khaki	96	1	121
4 x 4 Classic Cap WC	8810845	Post Accessories	Weathered Cedar	N/A	-	80
4 x 4 Classic Cap NC	8810846	Post Accessories	Natural Cedar	N/A	-	80
4 x 4 Classic Cap RD	8810847	Post Accessories	Redwood	N/A	-	80
5 x 5 3RL 11" Spc Line	8810854	Routed Privacy Posts	Sandstone	84	1	81
5 x 5 GS 68" CPriv Line	8810860	Routed Privacy Posts	White	96	1	81
5 x 5 GS 68" CPriv End	8810861	Routed Privacy Posts	White	96	1	81
4 x 4 Classic Trim CB	8810879	Post Accessories	Chestnut Brown	N/A	-	32
4 x 4 Classic Cap CB	8810882	Post Accessories	Chestnut Brown	N/A	-	80
5 x 5 External Long Cap CB	8810883	Post Accessories	Chestnut Brown	N/A	-	50
5 x 5 Internal Cap CB	8810884	Post Accessories	Chestnut Brown	N/A	-	80
5 x 5 Classic Cap CB	8810885	Post Accessories	Chestnut Brown	N/A	-	54
4 x 4 Internal Cap CB	8810886	Post Accessories	Chestnut Brown	N/A	-	108
4 x 4 Classic Cap CB	8810888	Post Accessories	Chestnut Brown	N/A	-	32
4 x 4 x 4' STD CB	8810893	Post Profiles	Chestnut Brown	48	0.5	121
4 x 4 x 5' STD CB	8810894	Post Profiles	Chestnut Brown	60	0.75	121
4 x 4 x 13' CB	8810895	Post Profiles	Chestnut Brown	156	0.5	12
5 x 5 x 7' RW CB	8810896	Post Profiles	Chestnut Brown	84	0.5	36
5 x 5 x 8' RW CB	8810897	Post Profiles	Chestnut Brown	96	0.5	36
5 x 5 x 9' RW CB	8810898	Post Profiles	Chestnut Brown	108	0.5	36
5 x 5 x 16' RW CB	8810899	Post Profiles	Chestnut Brown	192	1	27
5 x 5 x 7' Blank Black	8810900	Post Profiles	Black	84	0.5	36
5 x 5 x 5' 2RL Corner Black	8810901	Pre-Fabricated Profiles	Black	60	0.25	36
5 x 5 x 5' 2RL End Black	8810902	Pre-Fabricated Profiles	Black	60	0.25	36
5 x 5 x 5' 2RL Line Black	8810903	Pre-Fabricated Profiles	Black	60	0.25	36
5 x 5 x 7' 3RL Corner Black	8810904	Pre-Fabricated Profiles	Black	84	0.5	36
5 x 5 x 7' 3RL End Black	8810905	Pre-Fabricated Profiles	Black	84	0.5	36
5 x 5 x 7' 3RL Line Black	8810906	Pre-Fabricated Profiles	Black	84	0.5	36
5 x 5 x 7' 4RL Corner Black	8810907	Pre-Fabricated Profiles	Black	84	0.5	36
5 x 5 x 7' 4RL End Black	8810908	Pre-Fabricated Profiles	Black	84	0.5	36
5 x 5 x 7' 4RL Line Black	8810909	Pre-Fabricated Profiles	Black	84	0.5	36
5 x 5 Internal Cap Black	8810910	Post Accessories	Black	N/A	-	80
5 x 5 External Long Cap Black	8810911	Post Accessories	Black	N/A	-	40
5 x 5 x 5' Blank Black	8810912	Pre-Fabricated Profiles	Black	60	0.75	36
4 x 4 x 4' STD BL	8810927	Post Profiles	Black	48	0.5	121
4 x 4 x 5' STD BL	8810928	Post Profiles	Black	60	0.75	121
4 x 4 Classic Cap BL	8810930	Post Accessories	Black	N/A	-	32
4 x 4 Classic Trim BL	8810931	Post Accessories	Black	N/A	-	32
4 x 4 Decorative Cap BL	8810932	Post Accessories	Black	N/A	-	80
4 x 4 Internal Cap BL	8810933	Post Accessories	Black	N/A	-	108
5 x 5 x 8' RW CB	8810934	PreFab Privacy	Chestnut Brown	96	0.5	36
5 x 5 x 8' RW CB	8810935	PreFab Privacy	Chestnut Brown	96	0.5	36
5 x 5 x 8' RW CB	8810936	PreFab Privacy	Chestnut Brown	96	0.5	36
5 x 5 (0.154)	8810955	Post Profiles	White	144	0.75	45
5 x 5 (0.154)	8810956	Post Profiles	Sandstone	144	0.75	45
5 x 5 (0.142)	8810959	Post Profiles	White	120	1	81
5 x 5 (0.142)	8810961	Post Profiles	Tan	120	1	81

# MASTER LIST

MASTER DESCRIPTION	PART NUMBER	GROUP	COLOR	LENGTH	TRUCK BUNDLE SIZE	BOX/BUNDLE QTY
4 x 4 External Long Cap STD	8810962	Post Accessories	Chestnut Brown	-	0	125
5 x 5 GS C030 Line	8810963	Routed Privacy Posts	White	96	1	48
4 x 4 Internal Cap	8810984	Post Accessories	Aged Cedar	N/A	-	108
4 x 4 Decorative Cap	8810985	Post Accessories	Aged Cedar	N/A	-	125
4 x 4 Classic Cap	8810986	Post Accessories	Aged Cedar	N/A	-	32
4 x 4 Classic Trim	8810987	Post Accessories	Aged Cedar	N/A	-	32
5 x 5 External Long Cap	8810988	Post Accessories	Aged Cedar	N/A	-	80
5 x 5 Internal Cap	8810989	Post Accessories	Aged Cedar	N/A	-	50
5 x 5 Classic Cap & Trim	8810990	Post Accessories	Aged Cedar	N/A	-	54
4 x 4 (0.145)	8810993	Post Profiles	Aged Cedar	156	0.5	12
5 x 5 (0.154)	8810994	Post Profiles	Aged Cedar	84	0.5	36
5 x 5 (0.154)	8810995	Post Profiles	Aged Cedar	96	0.5	36
5 x 5 (0.154)	8810996	Post Profiles	Aged Cedar	108	0.5	36
5 x 5 (0.154)	8810997	Post Profiles	Aged Cedar	192	1	27
5 x 5 x 8' Line Post	8811017	PreFab Privacy	Aged Cedar	N/A	-	36
5 x 5 x 8' End Post	8811018	PreFab Privacy	Aged Cedar	N/A	-	36
5 x 5 x 8' Corner Post	8811019	PreFab Privacy	Aged Cedar	N/A	-	36
5 x 5 3RL Line	8811030	Routed Privacy Posts	Chestnut Brown	84	0.5	36
5 x 5 3RL End	8811031	Routed Privacy Posts	Chestnut Brown	84	0.5	36
5 x 5 3RL Corner	8811032	Routed Privacy Posts	Chestnut Brown	84	0.5	36
5 x 5 x 9' Alum Insr	8811121	Post Accessories	N/A	109	1	20
5 x 5 (0.142)	8811130	Post Profiles	Almond	78	1	81
5 x 5 x 7' Blank GS AM	8811131	Pre-Fabricated Profiles	Almond	84	1	81
5 x 5 x 8' Blank GS AM	8811132	Pre-Fabricated Profiles	Almond	96	1	81
4 x 4 x 16' RW AM	8811135	Post Profiles	Almond	192	0.75	33
5 x 5 x 9' Blank GS AM	8811136	Pre-Fabricated Profiles	Almond	108	1	81
5 x 5 x 16' RW AM	8811138	Post Profiles	Almond	192	1	27
5 x 5 x 9' RW AM	8811139	Post Profiles	Almond	108	1	36
5 x 5 x 8' RW AM	8811140	Post Profiles	Almond	96	1	36
5 x 5 x 7' RW AM	8811141	Post Profiles	Almond	84	1	36
5 x 5 x 8' 68" CPriv Line GS AM	8811142	Post Profiles	Almond	96	1	81
5 x 5 x 8' 68" CPriv End GS AM	8811143	Post Profiles	Almond	96	1	81
5 x 5 x 8' 68" CPriv Cmr GS AM	8811144	Post Profiles	Almond	96	1	81
5 x 5 x 9' 68" CPriv Line GS AM	8811145	Post Profiles	Almond	108	1	81
5 x 5 x 9' 68" CPriv End GS AM	8811146	Post Profiles	Almond	108	1	81
5 x 5 x 9' 68" CPriv Cmr GS AM	8811147	Post Profiles	Almond	108	1	81
6 x 6 x 9' POST AM	8811148	Post Profiles	Almond	108	1	28
4 x 4 x 7' STD AM	8811149	Post Profiles	Almond	84	1	121
4 x 4 x 8' STD AM	8811150	Post Profiles	Almond	96	1	121
5 x 5 (0.142)	8811152	Post Profiles	Almond	72	1	81
5 x 5 GS 70" Priv End	8811154	Routed Privacy Posts	Almond	96	1	81
5 x 5 GS 70" Priv Line	8811155	Routed Privacy Posts	Almond	96	1	81
5 x 5 x 9' 72" CPriv Line GS AM	8811157	Pre-Fabricated Profiles	Almond	108	1	81
5 x 5 x 9' 72" CPriv End GS AM	8811158	Pre-Fabricated Profiles	Almond	108	1	81
5 x 5 x 9' 72" CPriv Cmr GS AM	8811159	Pre-Fabricated Profiles	Almond	108	1	81
5 x 5 x 8' 72" CPriv Line GS AM	8811160	Pre-Fabricated Profiles	Almond	96	1	81
5 x 5 x 8' 72" CPriv End GS AM	8811161	Pre-Fabricated Profiles	Almond	96	1	81
5 x 5 x 8' 72" CPriv Cmr GS AM	8811162	Pre-Fabricated Profiles	Almond	96	1	81
5 x 5 x 7' 60" CPriv Line GS AM	8811163	Pre-Fabricated Profiles	Almond	84	1	81

# MASTER LIST

MASTER DESCRIPTION	PART NUMBER	GROUP	COLOR	LENGTH	TRUCK BUNDLE SIZE	BOX/BUNDLE QTY
5 x 5 x 7' 60" CPriv End GS AM	8811164	Pre-Fabricated Profiles	Almond	84	1	81
5 x 5 x 7' 60" CPriv Cmr GS AM	8811165	Pre-Fabricated Profiles	Almond	84	1	81
5 x 5 x 7' 3RL Corner GS AM	8811168	Pre-Fabricated Profiles	Almond	84	1	81
5 x 5 x 7' 3RL End GS AM	8811169	Pre-Fabricated Profiles	Almond	84	1	81
5 x 5 x 6 1/2' 3RL Line GS AM	8811170	Pre-Fabricated Profiles	Almond	78	1	81
5 x 5 x 6 1/2' 3RL Cornr GS AM	8811171	Pre-Fabricated Profiles	Almond	78	1	81
5 x 5 x 6 1/2' 3RL End GS AM	8811172	Pre-Fabricated Profiles	Almond	78	1	81
4 x 4 x 10' STD AM	8811173	Post Profiles	Almond	120	1	121
4 x 4 x 5' STD AM	8811174	Post Profiles	Almond	60	1	121
5 x 5 x 10' RW AM	8811175	Post Profiles	Almond	120	1	36
5 x 5 External Long Cap AM	8811181	Post Accessories	Almond	N/A	-	50
5 x 5 Classic Cap & Trim AM	8811182	Post Accessories	Almond	N/A	-	54
5 x 5 Classic Trim R2 AM	8811183	Post Accessories	Almond	N/A	-	74
4 x 4 Decorative Cap AM	8811184	Post Accessories	Almond	N/A	-	36
4 x 4 Classic Cap AM	8811185	Post Accessories	Almond	N/A	-	32
4 x 4 Classic Trim AM	8811186	Post Accessories	Almond	N/A	-	32
4 x 4 External Long Cap STD	8811224	Post Accessories	Tan	-	0	125
4 x 4 External Long Cap STD	8811225	Post Accessories	White	-	0	125
4 x 4 External Long Cap STD	8811226	Post Accessories	Khaki	-	0	125
4 x 4 External Long Cap STD	8811227	Post Accessories	Sandstone	-	0	125
4 x 4 External Long Cap STD	8811228	Post Accessories	Weathered Cedar	-	0	125
4 x 4 External Long Cap STD	8811229	Post Accessories	Natural Cedar	-	0	125
4 x 4 External Long Cap STD	8811230	Post Accessories	Redwood	-	0	125
4 x 4 External Long Cap STD	8811231	Post Accessories	Black	-	0	125
4 x 4 External Long Cap STD	8811232	Post Accessories	Almond	-	0	125
1 1/2 x 5 1/2 Rail Pocket WH	8820021	Rail Accessories	White	N/A	-	100
1 1/2 x 5 1/2 Ribbed Cap WH	8820024	Rail Accessories	White	N/A	-	50
1 1/2 x 5 1/2 C Cnl	8820042	Rail Accessories	N/A	-	0	100
1 3/4 x 3 1/2 x 12' Opn STD WH	8820064	Rail Profiles	White	144	0.75	60
1 3/4 x 3 1/2 x 16' Opn STD WH	8820067	Rail Profiles	White	192	1	60
1 x 3 1/2 x 24' Alum Insert	8820077	Rail Accessories	N/A	288	0.25	24
1 x 12' Spacer Stock WH	8820080	Rail Accessories	White	N/A	-	40
2 1/4 Bracket & Trim	8820091	Rail Accessories	Tan	36	0	32
2 1/4 Bracket & Trim	8820092	Rail Accessories	White	36	0	32
2 x 3 1/2 45 Bracket 8" Fluted Column	8820104	Rail Accessories	White	N/A	-	20
2 x 3 1/2 45 Bracket 8" Smooth Column	8820105	Rail Accessories	White	N/A	-	20
2 x 3 1/2 DEC Trim & Mod Base TN	8820112	Rail Accessories	Tan	N/A	-	80
2 x 3 1/2 DEC Trim & Mod Base WH	8820113	Rail Accessories	White	N/A	-	80
2 x 3 1/2 Open Cap TN	8820115	Rail Accessories	Tan	N/A	-	50
2 x 3 1/2 Open Cap WH	8820116	Rail Accessories	White	N/A	-	50
2 x 3 1/2 Rail Pocket TN	8820118	Rail Accessories	Tan	N/A	-	40
2 x 3 1/2 Rail Pocket WH	8820119	Rail Accessories	White	N/A	-	40
2 x 3 1/2 x 12' Open TN	8820125	Rail Profiles	Tan	144	0.5	66
2 x 3 1/2 x 12' Open WH	8820126	Rail Profiles	White	144	0.75	132
2 x 3 1/2 x 16' Open KH	8820134	Rail Profiles	Khaki	192	0.75	66
2 x 3 1/2 x 16' Open TN	8820135	Rail Profiles	Tan	192	0.75	66
2 x 3 1/2 x 16' Open WH	8820136	Rail Profiles	White	192	1	132
2 x 3 1/2 x 47 1/2" Scallop WH	8820141	Specialty Products	White	-	-	1
2 x 3 1/2 - 4' Radius Corner WH	8820143	Specialty Products	White	-	-	1



# MASTER LIST

MASTER DESCRIPTION	PART NUMBER	GROUP	COLOR	LENGTH	TRUCK BUNDLE SIZE	BOX/BUNDLE QTY
2 x 3 1/2 x 5' Arbor Arch WH	8820145	Specialty Products	White	-	-	1
2 x 3 1/2 x 6' 18" Drop WH	8820146	Specialty Products	White	-	-	1
2 x 3 1/2 x 5' Arbor Arch TN	8820147	Specialty Products	Tan	-	-	1
2 x 3 1/2 x 8' 12" Drop WH	8820150	Specialty Products	White	-	-	1
2 x 3 1/2 x 8' 6" Drop WH	8820151	Specialty Products	White	-	-	1
2 x 6 1/2 x 16' Slotted KH	8820156	Rail Profiles	Khaki	192	0.5	30
2 x 6 1/2 x 16' Slotted TN	8820157	Rail Profiles	Tan	192	0.5	30
2 x 6 1/2 x 16' Slotted WH	8820158	Rail Profiles	White	192	1	66
2 x 6 1/2 x 8' 6" Drop WH	8820159	Specialty Products	White	-	-	1
2 x 6 1/2 x 8' 6" Rise WH	8820160	Specialty Products	White	-	-	1
2 x 6 Open Cap WH	8820167	Rail Accessories	White	N/A	-	60
2 x 6 Rail Pocket TN	8820168	Rail Accessories	Tan	N/A	-	40
2 x 6 Rail Pocket WH	8820169	Rail Accessories	White	N/A	-	72
2 x 6 x 16' Open TN	8820173	Rail Profiles	Tan	192	0.5	77
2 x 6 x 16' Open WH	8820174	Rail Profiles	White	192	1	77
2 x 6 x 16' Ribbed TN	8820176	Rail Profiles	Tan	192	0.5	77
2 x 6 x 16' Ribbed WH	8820177	Rail Profiles	White	192	1	77
2 x 6 - 4' Radius Corner WH	8820179	Specialty Products	White	-	-	1
2 x 8 Universal Cap WH	8820187	Rail Accessories	White	N/A	-	60
3 1/2 x 3 1/2 x 40 1/2" Arbor WH	8820221	Specialty Products	White	-	-	1
3 1/2 x 3 1/2 x 51 1/2" Arbor WH	8820222	Specialty Products	White	-	-	1
3 x 3 x 16' Open WH RW	8820226	Rail Profiles	White	192	1	120
3 x 3 Open (0.120)	8820228	Pre-Fabricated Profiles	White	144	1	120
2 x 3 1/2 KBP Stair Trim & Base KH	8820245	Rail Accessories	Khaki	N/A	-	20
2 x 3 1/2 KBP Stair Trim & Base TN	8820249	Rail Accessories	Tan	N/A	-	20
2 x 3 1/2 KBP Stair Trim & Base WH	8820253	Rail Accessories	White	N/A	-	20
2 x 3 1/2 x 24' Alum Insert L BX	8820335	Rail Accessories	N/A	288	1	48
2 x 3 1/2 45° Bracket Adapter	8820336	Rail Accessories	White	N/A	-	20
2 x 3 1/2 22 1/2° Bracket Adapter	8820338	Rail Accessories	White	N/A	-	20
1 3/4 x 3 1/2 x 16' Open STD KH	8820347	Rail Profiles	Khaki	192	1	60
3 1/2 x 3 1/2 x 12' T-Rail WH	8820349	Rail Profiles	White	144	0.75	60
3 1/2 x 3 1/2 x 16' T-Rail WH	8820350	Rail Profiles	White	192	0.75	60
2 x 3 1/2 x 5' Arbor Arch KH	8820377	Specialty Products	Khaki	-	-	1
2 x 3 1/2 x 6' 18" Drop KH	8820378	Specialty Products	Khaki	-	-	1
2 x 3 1/2 x 8' 6" Drop TN	8820385	Specialty Products	Tan	-	-	1
2 x 3 1/2 22 1/2° Bracket Adapter	8820405	Rail Accessories	Khaki	N/A	-	20
2 x 3 1/2 - 4' Radius Corner TN	8820409	Specialty Products	Tan	-	-	1
2 x 8 x 16' Rail Open WH	8820431	Rail Profiles	White	192	1	50
2 x 8 Rail Open (0.120)	8820433	Rail Profiles	White	288	1.5	50
2 x 3 1/2 45° Bracket Adapter	8820483	Rail Accessories	Khaki	N/A	-	20
2 x 3 1/2 22 1/2° Bracket Adapter	8820485	Rail Accessories	Tan	N/A	-	20
2 x 3 1/2 x 8' 6" Drop KH	8820491	Specialty Products	Khaki	-	-	1
2 x 6 1/2 x 8' 6" Rise TN	8820497	Specialty Products	Tan	-	-	1
1 3/4 x 3 1/2 x 16' Open STD TN	8820511	Rail Profiles	Tan	192	0.5	60
2 x 6 1/2 x 8' 6" Drop TN	8820525	Specialty Products	Tan	-	-	1
2 x 3 1/2 OEM Trim & MOD Base WH	8820528	Rail Accessories	White	N/A	-	80
2 x 3 1/2 x 6' 18" Drop TN	8820531	Specialty Products	Tan	-	-	1
2 x 3 1/2 x 47 1/2" Scalloped Routed WH	8820535	Specialty Products	White	-	-	1
2 x 3 1/2 x 12' STD WH	8820538	Rail Profiles	White	144	0.75	132

# MASTER LIST

MASTER DESCRIPTION	PART NUMBER	GROUP	COLOR	LENGTH	TRUCK BUNDLE SIZE	BOX/BUNDLE QTY
2x31/2x16' STD WH	8820539	Rail Profiles	White	192	1	132
21/4 Bracket & Trim	8820542	Rail Accessories	Khaki	36	0	32
2x31/2 45 Bracket 8" Smooth Column	8820546	Rail Accessories	Tan	N/A	-	20
2x31/2x24' Alum Insert H-C	8820561	Rail Accessories	N/A	288	1	48
2x31/2x71 3/4" STD WH	8820612	Rail Profiles	White	71.75	0.5	132
2x31/2x95 3/4" STD WH	8820613	Rail Profiles	White	95.75	0.5	132
2x31/2x119 3/4" STD WH	8820614	Rail Profiles	White	119.75	0.75	132
2x31/2 OEM Trim & Mod Base TN	8820712	Rail Accessories	Tan	N/A	-	80
2x31/2 OEM Trim & Mod Base KH	8820714	Rail Accessories	Khaki	N/A	-	80
2x31/2 OEM Trim & Base WH	8820742	Rail Accessories	White	N/A	-	80
2x31/2 OEM Trim & Base TN	8820762	Rail Accessories	Tan	N/A	-	80
2x31/2 OEM Trim & Base KH	8820764	Rail Accessories	Khaki	N/A	-	80
2x31/2 OEM Stair Trim & Base TN	8820766	Rail Accessories	Tan	N/A	-	20
2x31/2 OEM Stair Trim & Base KH	8820768	Rail Accessories	Khaki	N/A	-	20
2x31/2 OEM 32 Stair Trim/Base WH	8820778	Rail Accessories	White	N/A	-	20
2x31/2 DEC Trim & Mod Base KH	8820809	Rail Accessories	Khaki	N/A	-	80
2x31/2x16' Open STD TN	8820840	Rail Profiles	Tan	192	1	66
2x31/2x16' Open STD KH	8820841	Rail Profiles	Khaki	192	1	66
2x31/2 Open STD	8820843	Pre-Fabricated Profiles	Tan	144	0.5	66
2x31/2x12' STD KH	8820844	Rail Profiles	Khaki	144	0.75	66
31/2 T-Rail Stair Brkt	8820847	Rail Accessories	White	-	0	24
31/2 T-Rail OEM Trim & Base	8820855	Rail Accessories	White	-	0	50
31/2x31/2x12' T-Rail KH	8820877	Rail Profiles	Khaki	144	0.75	60
31/2x31/2x16' T-Rail KH	8820880	Rail Profiles	Khaki	192	0.75	60
2x31/2x71.75" STD KH	8820908	Rail Profiles	Khaki	71.75	0.5	66
2x31/2x95.75" STD KH	8820909	Rail Profiles	Khaki	95.75	0.5	66
2x31/2x119.75 STD KH	8820910	Rail Profiles	Khaki	119.75	0.75	66
2x31/2x71.75" STD TN	8820911	Rail Profiles	Tan	71.75	0.5	66
2x31/2x95.75" STD TN	8820912	Rail Profiles	Tan	95.75	0.5	66
2x31/2 STD	8820913	Pre-Fabricated Profiles	Tan	119.75	0.5	66
2x31/2x8' 12" Drop TN	8820939	Specialty Products	Tan	-	-	1
23/4x31/4 Alum Ins	8820940	Rail Accessories	N/A	288	0.75	32
23/4x31/4 Bracket	8820941	Rail Accessories	White	-	0	32
23/4x31/4 Stair Bracket	8820942	Rail Accessories	White	-	0	32
23/4x31/4 Bracket	8820943	Rail Accessories	Tan	-	0	32
23/4x31/4 Stair Bracket	8820944	Rail Accessories	Tan	-	0	32
23/4x31/4 Bracket	8820945	Rail Accessories	Khaki	-	0	32
23/4x31/4 Stair Bracket	8820946	Rail Accessories	Khaki	-	0	32
2x61/2x92" Slotted WH	8821005	Rail Profiles	White	92	0.5	66
2x61/2x92" Slotted KH	8821006	Rail Profiles	Khaki	92	0.25	66
2x61/2x92" Slotted TN	8821007	Rail Profiles	Tan	92	0.25	66
2x61/2x8' 6" Rise KH	8821009	Specialty Products	Khaki	-	-	1
2x61/2x8' 6" Drop KH	8821010	Specialty Products	Khaki	-	-	1
2x61/2 Slotted (0.120)	8821024	Pre-Fabricated Profiles	White	95	0	66
2x31/2 Al Ins H-C	8821025	Rail Accessories	N/A	71.75	0	132
2x31/2 Al Ins H-C	8821026	Rail Accessories	N/A	95.75	0	132
2x61/2x92" Slotted SD	8821050	Rail Profiles	Sandstone	92	0.5	66
2x61/2x16' Slotted SD	8821051	Rail Profiles	Sandstone	192	0.5	30
11/2x51/2 Ribbed (.075)	8821055	Pre-Fabricated Profiles	White	144	0.1	112

# MASTER LIST

MASTER DESCRIPTION	PART NUMBER	GROUP	COLOR	LENGTH	TRUCK BUNDLE SIZE	BOX/BUNDLE QTY
2x3 1/2 DEC Trim&Mod Base SD	8821060	Rail Accessories	Sandstone	N/A	99	80
1 1/2" x 5 1/2" Aluminum Insert	8821061	Post Accessories	N/A	94.5	0.08	56
2x3 1/2 x 9' STD WH	8821062	Rail Profiles	White	108	0.75	132
2x3 1/2 x 7' STD WH	8821063	Rail Profiles	White	84	0.5	132
2x3 1/2 x 12' Open SD	8821064	Rail Profiles	Sandstone	144	0.5	66
2x3 1/2 x 16' Open SD	8821065	Rail Profiles	Sandstone	192	0.75	66
1 3/4 x 3 1/2 x 16' Open ST SD	8821072	Rail Profiles	Sandstone	192	0.5	60
2x3 1/2 Open Cap SD	8821080	Rail Accessories	Sandstone	N/A	-	50
2x3 1/2 Rail Pocket SD	8821081	Rail Accessories	Sandstone	N/A	-	40
1 1/2 x 5 1/2 Rail Pocket SD	8821082	Rail Accessories	Sandstone	N/A	-	25
2x6 Rail Pocket SD	8821083	Rail Accessories	Sandstone	N/A	-	40
2x3 1/2 OEM Trim & MOD Base SD	8821086	Rail Accessories	Sandstone	N/A	99	80
2x3 1/2 OEM 32 Stair Trim/Base SD	8821087	Rail Accessories	Sandstone	N/A	99	20
1 1/2 x 5 1/2 Ribbed (0.075) NOTCH	8821088	Pre-Fabricated Profiles	White	192	1	112
1 1/2 x 5 1/2 x 16' Ribbed Std TN nt	8821089	Pre-Fabricated Profiles	Tan	192	1	112
2x3 1/2 x 5' Arbor Arch SD	8821091	Specialty Products	Sandstone	-	-	1
2x3 1/2 x 8' 6" Drop SD	8821092	Specialty Products	Sandstone	-	-	1
2x6 1/2 x 8' 6" Drop SD	8821093	Specialty Products	Sandstone	-	-	1
2x6 1/2 x 8' 6" Rise SD	8821094	Specialty Products	Sandstone	-	-	1
2x6 Ribbed (0.095)	8821099	Pre-Fabricated Profiles	Tan	91.5	0	77
2x6 Ribbed (0.095)	8821104	Pre-Fabricated Profiles	White	91.5	0.5	77
2x3 1/2 x 12' Open WC	8821130	Rail Profiles	Weathered Cedar	144	0.08	22
2x3 1/2 x 12' Open NC	8821131	Rail Profiles	Natural Cedar	144	0.08	22
2x3 1/2 x 16' Open WC	8821132	Rail Profiles	Weathered Cedar	192	0.1	22
2x3 1/2 x 16' Open NC	8821133	Rail Profiles	Natural Cedar	192	0.1	22
2x6 1/2 x 92" Slotted WC	8821134	Rail Profiles	Weathered Cedar	92	0.25	66
2x6 1/2 x 92" Slotted NC	8821135	Rail Profiles	Natural Cedar	92	0.25	66
2x6 1/2 x 16' Slotted WC	8821136	Rail Profiles	Weathered Cedar	192	0.5	30
2x6 1/2 x 16' Slotted NC	8821137	Rail Profiles	Natural Cedar	192	0.5	30
2x6 x 12' Ribbed SD	8821143	Rail Profiles	Sandstone	144	0.5	77
2x6 x 16' Ribbed SD	8821146	Rail Profiles	Sandstone	192	0.5	77
1 1/2 x 5 1/2 x 16' Ribbed (.075) WC nt	8821148	Pre-Fabricated Profiles	Weathered Cedar	192	1	112
2 1/4 x 3 1/2 Rail WH	8821149	Rail Profiles	White	156	0.5	120
2 1/4 x 3 1/2 Rail TN	8821150	Rail Profiles	Tan	156	0.5	120
2 1/4 x 3 1/2 Rail SD	8821151	Rail Profiles	Sandstone	156	0.5	120
2 1/4 x 3 1/2 Open	8821152	Rail Profiles	Weathered Cedar	156	0.5	20
2 1/4 x 3 1/2 Open	8821153	Rail Profiles	Redwood	156	0.5	20
2 1/4 x 3 1/2 Open	8821154	Rail Profiles	Natural Cedar	156	0.5	20
2 1/4 x 3 1/2 Open	8821155	Rail Profiles	Chestnut Brown	156	0.5	20
2x3 1/2 x 16' Open RD	8821173	Rail Profiles	Redwood	192	0.1	22
1 1/2 x 5 1/2 x 16' Ribbed TN	8821174	Rail Profiles	Tan	192	0.75	56
1 1/2 x 5 1/2 x 16' Ribbed WH	8821175	Rail Profiles	White	192	1	56
2x6 1/2 x 92" Slotted RD	8821182	Rail Profiles	Redwood	92	0.25	66
2x6 1/2 x 16' Slotted RD	8821183	Rail Profiles	Redwood	192	0.5	30
3 1/2 x 3 1/2 x 12' T-Rail SD	8821186	Rail Profiles	Sandstone	144	0.75	60
3 1/2 x 3 1/2 x 16' T-Rail SD	8821187	Rail Profiles	Sandstone	192	0.75	60
T-Rail Flanged PVC Bracket Kit WH	8821190	Rail Accessories	PVC White	N/A	N/A	30
T-Rail Flanged PVC Bracket Kit KH	8821191	Rail Accessories	PVC Khaki	N/A	N/A	30
T-Rail Flanged PVC Bracket Kit SD	8821192	Rail Accessories	Sandstone	N/A	N/A	30

# MASTER LIST

MASTER DESCRIPTION	PART NUMBER	GROUP	COLOR	LENGTH	TRUCK BUNDLE SIZE	BOX/BUNDLE QTY
2" x 3 1/2" PVC Rail Bracket Kit WH	8821193	Rail Accessories	White	N/A	N/A	30
2" x 3 1/2" PVC Rail Bracket Kit KH	8821194	Rail Accessories	Khaki	N/A	N/A	30
2" x 3 1/2" PVC Rail Bracket Kit SD	8821195	Rail Accessories	Sandstone	N/A	N/A	30
T-Rail Flanged Stair Bracket WH	8821196	Rail Accessories	White	N/A	N/A	30
T-Rail Flanged Stair Bracket KH	8821197	Rail Accessories	Khaki	N/A	N/A	30
T-Rail Flanged Stair Bracket SD	8821198	Rail Accessories	Sandstone	N/A	N/A	30
2" x 3 1/2" Stair Rail Bracket Kit WH	8821199	Rail Accessories	White	N/A	N/A	30
2" x 3 1/2" Stair Rail Bracket Kit KH	8821200	Rail Accessories	Khaki	N/A	N/A	30
2" x 3 1/2" Stair Rail Bracket Kit SD	8821201	Rail Accessories	Sandstone	N/A	N/A	30
1 1/2 x 5 1/2 x 16' Ribbed SD	8821204	Rail Profiles	Sandstone	192	0.75	56
2 x 3 1/2 x 12' Open RD	8821205	Rail Profiles	Redwood	144	0.08	22
2 x 6 1/2 x 8' 6" DROP WC	8821210	Specialty Products	Weathered Cedar	N/A	-	1
2 x 6 1/2 x 8' 6" RISE WC	8821211	Specialty Products	Weathered Cedar	N/A	-	1
2 x 6 1/2 x 8' 6" DROP NC	8821212	Specialty Products	Natural Cedar	N/A	-	1
2 x 6 1/2 x 8' 6" RISE NC	8821213	Specialty Products	Natural Cedar	N/A	-	1
2 x 6 1/2 x 8' 6" DROP RD	8821214	Specialty Products	Redwood	N/A	-	1
2 x 6 1/2 x 8' 6" RISE RD	8821215	Specialty Products	Redwood	N/A	-	1
2 3/4 x 3 1/4 Bracket	8821219	Rail Accessories	Sandstone	-	0	32
2 3/4 x 3 1/4 Stair Bracket	8821220	Rail Accessories	Sandstone	-	0	32
1 3/4 x 3 1/2 Open (0.110)	8821221	Pre-Fabricated Profiles	Sandstone	144	0.75	60
1 1/2 x 5 1/2 Ribbed (0.075) NOTCH	8821224	Pre-Fabricated Profiles	Redwood	192	1	112
3 1/2 T-Rail Stair Brkt	8821225	Rail Accessories	Khaki	-	0	24
3 1/2 T-Rail OEM Trim & Base	8821226	Rail Accessories	Khaki	-	0	50
3 1/2 T-Rail Stair Brkt	8821227	Rail Accessories	Sandstone	-	0	24
3 1/2 T-Rail OEM Trim & Base	8821228	Rail Accessories	Sandstone	-	0	50
2 x 6 External Cap	8821231	Rail Accessories	Sandstone	N/A	-	100
1 1/2 x 5 1/2 x 16' Ribbed (.075) Black	8821239	Pre-Fabricated Profiles	Black	192	1	112
1 1/2 x 5 1/2 Ribbed (0.075) NOTCH	8821240	Pre-Fabricated Profiles	Natural Cedar	192	1	112
2" x 3 1/2" Nylon Rail Bracket Kit WH	8821242	Rail Accessories	White	N/A	-	20
2" x 3 1/2" Nylon Rail Bracket Kit KH	8821243	Rail Accessories	Khaki	N/A	-	20
2" x 3 1/2" Nylon Rail Bracket Kit SD	8821244	Rail Accessories	Sandstone	N/A	-	20
2" x 3 1/2" Nylon Stair Rail Bracket Kit WH	8821245	Rail Accessories	White	N/A	-	30
2" x 3 1/2" Nylon Stair Rail Bracket Kit KH	8821246	Rail Accessories	Khaki	N/A	-	30
2" x 3 1/2" Nylon Stair Rail Bracket Kit SD	8821247	Rail Accessories	Sandstone	N/A	-	30
T-Rail Flanged Nylon Bracket Kit WH	8821248	Rail Accessories	White	N/A	-	20
T-Rail Flanged Nylon Bracket Kit KH	8821249	Rail Accessories	Khaki	N/A	-	20
T-Rail Flanged Nylon Bracket Kit SD	8821250	Rail Accessories	Sandstone	N/A	-	20
T-Rail Flanged Nylon Stair Rail Bracket Kit WH	8821251	Rail Accessories	White	N/A	-	30
T-Rail Flanged Nylon Stair Rail Bracket Kit KH	8821252	Rail Accessories	Khaki	N/A	-	30
T-Rail Flanged Nylon Stair Rail Bracket Kit SD	8821253	Rail Accessories	Sandstone	N/A	-	30
T-Rail and 2" x 3-1/2" 45° Bracket Adapter WH	8821254	Rail Accessories	White	N/A	1	24
T-Rail and 2" x 3-1/2" 45° Bracket Adapter TN	8821255	Rail Accessories	Tan	N/A	2	24
T-Rail and 2" x 3 1/2 45° Bracket Adapter KH	8821256	Rail Accessories	Khaki	N/A	3	24
T-Rail and 2 x 3 1/2 Bracket 8" Smooth Column WH	8821257	Rail Accessories	White	N/A	4	24
T-Rail and 2 x 3 1/2 Bracket 8" Smooth Column TN	8821258	Rail Accessories	Tan	N/A	5	24
T-Rail and 2 x 3 1/2 Bracket 8" Smooth Column KH	8821259	Rail Accessories	Khaki	N/A	6	24
T-Rail and 2 x 3-1/2 Stair 8" Column Adapter WH	8821260	Rail Accessories	White	N/A	7	24
2 x 3 1/2 x 12' STD SD	8821261	Rail Profiles	Sandstone	144	0.75	66
2 x 3 1/2 x 16' Open STD SD	8821262	Rail Profiles	Sandstone	192	1	66

# MASTER LIST

MASTER DESCRIPTION	PART NUMBER	GROUP	COLOR	LENGTH	TRUCK BUNDLE SIZE	BOX/BUNDLE QTY
1 1/2 x 5 1/2 Bracket for Ranch Rail/Columns WC	8821263	Rail Accessories	Weathered Cedar	N/A	-	100
1 1/2 x 5 1/2 Bracket for Ranch Rail/Columns BL	8821264	Rail Accessories	Black	N/A	-	100
1 1/2 x 5 1/2 Ribbed (0.075) NOTCH	8821266	Pre-Fabricated Profiles	Sandstone	192	1	112
1 1/2 x 5 1/2 Ribbed (0.075) NOTCH	8821267	Pre-Fabricated Profiles	Black	96	0	112
1 1/2 x 5 1/2 Ribbed (.075)	8821269	Pre-Fabricated Profiles	Weathered Cedar	96	1	112
1 1/2 x 5 1/2 Bracket for Ranch Rail/Columns WH	8821270	Rail Accessories	White	N/A	-	100
1 1/2 x 5 1/2 Ribbed (0.075) NOTCH	8821274	Pre-Fabricated Profiles	Chestnut Brown	192	1	112
2 x 3 1/2 x 12' STD BL	8821280	Rail Profiles	Black	144	0.75	66
2 x 3 1/2 x 16' Open STD BL	8821281	Rail Profiles	Black	192	1	66
2 x 3 1/2 x 12' Open CB	8821282	Rail Profiles	Chestnut Brown	144	0.75	22
2 x 3 1/2 x 16' Open CB	8821283	Rail Profiles	Chestnut Brown	192	0.1	22
2 x 6 1/2 x 92" Slotted CB	8821285	Rail Profiles	Chestnut Brown	92	0.25	66
2 x 6 1/2 x 16' Slotted CB	8821286	Rail Profiles	Chestnut Brown	192	0.5	30
2 x 3 1/2 22 1/2" Bracket Adapter	8821287	Rail Accessories	Black	N/A	-	20
2 x 3 1/2 45° Bracket Adapter	8821288	Rail Accessories	Black	N/A	-	20
2 x 3 1/2 OEM Trim & Mod Base BL	8821289	Rail Accessories	Black	N/A	-	80
2 x 3 1/2 KBP Stair Trim & Base BL	8821290	Rail Accessories	Black	N/A	-	20
2 x 3 1/2 Bracket Adapter Smooth Column BL	8821291	Rail Accessories	Black	N/A	6	20
2 x 3 1/2 22 1/2" Bracket Adapter	8821292	Rail Accessories	Chestnut Brown	N/A	-	20
T-Rail and 2"x 3 1/2 45 Deg Brckt Adptr	8821293	Rail Accessories	Chestnut Brown	-	0	20
2 x 3 1/2 OEM Trim & Mod Base CB	8821294	Rail Accessories	Chestnut Brown	N/A	-	80
2 x 3 1/2 KBP Stair Trim & Base CB	8821295	Rail Accessories	Chestnut Brown	N/A	-	20
T-Rail and 2 x 3 1/2 Brkt 8" Smooth Column	8821296	Rail Accessories	Chestnut Brown	-	6	20
2 x 6 1/2 Slotted (0.120)	8821301	Pre-Fabricated Profiles	White	96	0.5	66
2 x 6 1/2 Slotted (0.120)	8821302	Pre-Fabricated Profiles	Tan	96	0	66
2 x 6 1/2 Slotted (0.120)	8821303	Pre-Fabricated Profiles	Sandstone	96	0.5	66
2 x 6 1/2 Slotted (0.120)	8821304	Pre-Fabricated Profiles	Weathered Cedar	96	0.5	66
2 x 6 1/2 Slotted (0.120)	8821306	Pre-Fabricated Profiles	Redwood	96	0.5	66
2 x 6 1/2 Slotted (0.120)	8821308	Pre-Fabricated Profiles	Chestnut Brown	96	0.5	66
2 x 3 1/2" External Cap	8821309	Rail Accessories	Weathered Cedar	N/A	-	114
2 x 3 1/2" External Cap	8821310	Rail Accessories	White	N/A	-	114
2 x 3 1/2" External Cap	8821311	Rail Accessories	Tan	N/A	-	114
2 x 3 1/2" External Cap	8821312	Rail Accessories	Khaki	N/A	-	114
2 x 3 1/2" External Cap	8821313	Rail Accessories	Sandstone	N/A	-	114
2 x 3 1/2" External Cap	8821314	Rail Accessories	Redwood	N/A	-	114
2 x 3 1/2" External Cap	8821315	Rail Accessories	Natural Cedar	N/A	-	114
2 x 3 1/2" External Cap	8821316	Rail Accessories	Chestnut Brown	N/A	-	114
2 x 3 1/2" External Cap	8821317	Rail Accessories	Black	N/A	-	114
2 x 6 External Cap	8821318	Rail Accessories	White	N/A	-	100
2 x 6 External Cap	8821319	Rail Accessories	Tan	N/A	-	100
2 1/4" x 3 1/2" External Cap	8821320	Rail Accessories	White	N/A	-	54
2 1/4" x 3 1/2" External Cap	8821321	Rail Accessories	Tan	N/A	-	54
2 1/4" x 3 1/2" External Cap	8821322	Rail Accessories	Khaki	N/A	-	54
2 1/4" x 3 1/2" External Cap	8821323	Rail Accessories	Sandstone	N/A	-	54
2 1/4" x 3 1/2" External Cap	8821324	Rail Accessories	Redwood	N/A	-	54
2 1/4" x 3 1/2" External Cap	8821325	Rail Accessories	Natural Cedar	N/A	-	54
2 1/4" x 3 1/2" External Cap	8821326	Rail Accessories	Chestnut Brown	N/A	-	54
2 1/4" x 3 1/2" External Cap	8821327	Rail Accessories	Black	N/A	-	54
2 1/4" x 3 1/2" External Cap	8821328	Rail Accessories	Weathered Cedar	N/A	-	54



# MASTER LIST

MASTER DESCRIPTION	PART NUMBER	GROUP	COLOR	LENGTH	TRUCK BUNDLE SIZE	BOX/BUNDLE QTY
2 1/4" x 3 1/2" External Cap	8821329	Rail Accessories	Aged Cedar	N/A	-	54
2 x 3 1/2" Opn STD	8821331	Pre-Fabricated Profiles	White	92	0.5	132
2 x 3 1/2" Opn STD	8821332	Pre-Fabricated Profiles	White	96	0.5	132
2 x 6 1/2 x 75" Slotted WH	8821341	Rail Profiles	White	76	0.5	66
2 x 6 1/2 x 75" Slotted SD	8821342	Rail Profiles	Sandstone	76	0.5	66
2 x 6 1/2 x 75" Slotted TN	8821343	Rail Profiles	Tan	76	0.5	66
2 x 6 1/2 Slotted (0.120)	8821344	Pre-Fabricated Profiles	Sandstone	76	0.5	66
2 x 6 1/2 x 75" Slotted WC	8821345	Rail Profiles	Weathered Cedar	76	0.5	66
2 x 6 1/2 x 75" Slotted NC	8821346	Rail Profiles	Natural Cedar	76	0.5	66
2 x 6 1/2 x 75" Slotted RD	8821347	Rail Profiles	Redwood	76	0.5	66
2 x 6 1/2 x 75" Slotted CB	8821348	Rail Profiles	Chestnut Brown	76	0.5	66
2 x 3 1/2" Open RW	8821360	Rail Profiles	Aged Cedar	144	0.075	22
2 x 3 1/2" Open RW	8821361	Rail Profiles	Aged Cedar	196	0.75	22
2 x 6 1/2 Slotted (0.110)	8821362	Rail Profiles	Aged Cedar	76	0.5	66
2 x 6 1/2 Slotted (0.110)	8821363	Rail Profiles	Aged Cedar	92	0.25	66
2 x 6 1/2 Slotted (0.110)	8821364	Rail Profiles	Aged Cedar	192	0.5	30
2 1/4 x 3 1/2" Open (0.095)	8821379	Rail Profiles	Aged Cedar	156	0.5	20
1 1/2 x 5 1/2 Ribbed (0.075) NOTCH	8821382	Pre-Fabricated Profiles	Aged Cedar	192	1	112
2 1/4 x 3 1/2" Open (0.095)	8821384	Rail Profiles	Khaki	156	0.5	120
2 x 3 1/2" External Cap	8821389	Rail Accessories	Aged Cedar	N/A	-	114
1 1/2 x 5 1/2 x 288 Alum. Insert	8821401	Rail Accessories	N/A	288	1	48
1 1/2 x 5 1/2 Bracket for Ranch Rail/Columns	8821402	Rail Accessories	Redwood	-	0	100
1 1/2 x 5 1/2 Bracket for Ranch Rail/Columns	8821403	Rail Accessories	Chestnut Brown	-	0	100
2 x 3 1/2 x 12' STD AM	8821416	Railing Profiles	Almond	144	1	66
2 x 3 1/2 x 16' Open STD AM	8821417	Railing Profiles	Almond	192	1	66
2 x 6 x 16' Open AM	8821425	Railing Profiles	Almond	192	1	77
1.75 x 8 x 72" slotted blank	8821426	Rail Accessories	White	72	65	65
1 3/4 x 8 x 192 Slotted Blank	8821430	Rail Accessories	White	192	65	60
1 3/4 x 8 x 72 Slotted Blank	8821431	Rail Accessories	Sandstone	72	65	60
1 3/4 x 8 x 192 Slotted Blank	8821435	Rail Accessories	Sandstone	192	65	60
1 3/4 x 8 x 72 Slotted Blank	8821436	Rail Accessories	Almond	72	65	60
1 3/4 x 8 x 192 Slotted Blank	8821440	Rail Accessories	Almond	192	65	60
1 3/4 x 8 x 72 Slotted Blank	8821441	Rail Accessories	Khaki	72	65	60
1.75 x 8 x 192" slotted blank	8821445	Rail Accessories	Khaki	192	65	65
1 1/2 x 5 1/2 Rail Pocket	8821449	Rail Profiles	Almond	N/A	-	25
2 1/4 x 3 1/2 External Cap	8821450	Rail Accessories	Almond	N/A	-	54
1 1/2 x 5 1/2 Ribbed (0.075) NOTCH	8821451	Pre-Fabricated Profiles	Almond	192	0	112
1 3/4 x 3 1/2 Open (0.110)	8821452	Rail Profiles	Almond	144	0.75	60
2 1/4 x 3 1/2 x 156" AM	8821453	Pre-Fabricated Profiles	Almond	156	1	120
2 x 3 1/2 22 1/2" Bracket Adapter	8821454	Rail Accessories	Almond	N/A	-	54
2 x 6 1/2 Slotted (0.120)	8821455	Rail Profiles	Almond	76	0.5	66
2 x 6 1/2 Slotted (0.120)	8821456	Rail Profiles	Almond	96	0.5	66
2 x 6 1/2 x 92" Slotted AM	8821457	Railing Profiles	Almond	92	1	66
2 x 6 1/2 x 16' Slotted AM	8821458	Railing Profiles	Almond	192	1	30
2 x 3 1/2 x 12' Open AM	8821460	Railing Profiles	Almond	144	1	66
2 x 3 1/2 x 16' Open AM	8821461	Railing Profiles	Almond	192	1	66
1 3/4 x 3 1/2 x 16' Open ST AM	8821462	Railing Profiles	Almond	192	1	60
2 x 6 x 12' Ribbed AM	8821463	Railing Profiles	Almond	144	1	77
2 x 6 x 16' Ribbed AM	8821464	Railing Profiles	Almond	192	1	77

# MASTER LIST

MASTER DESCRIPTION	PART NUMBER	GROUP	COLOR	LENGTH	TRUCK BUNDLE SIZE	BOX/BUNDLE QTY
3 1/2 x 3 1/2 x 12' T-Rail AM	8821465	Railing Profiles	Almond	144	1	60
3 1/2 x 3 1/2 x 16' T-Rail AM	8821466	Railing Profiles	Almond	192	1	60
1 1/2 x 5 1/2 x 16' Ribbed AM	8821467	Railing Profiles	Almond	192	1	56
2 x 3 1/2 x 71.75" STD AM	8821471	Railing Profiles	Almond	72	1	66
2 x 3 1/2 Open STD	8821472	Rail Profiles	Almond	95.75	0.5	66
2 x 3 1/2 STD	8821473	Rail Profiles	Almond	120	0.5	66
2 x 3.5 Eclipse Bracket-WH	8821476	Rail Accessories	White	N/A	-	48
2 x 3.5 Eclipse Bracket-SD	8821477	Rail Accessories	Sandstone	N/A	-	48
2 x 3.5 Eclipse Bracket-KH	8821478	Rail Accessories	Khaki	N/A	-	48
2 x 3.5 Eclipse Bracket-TN	8821479	Rail Accessories	Tan	N/A	-	48
2 x 3.5 Eclipse Bracket-AM	8821480	Rail Accessories	Almond	N/A	-	48
2 x 3.5 Eclipse Bracket-CB	8821481	Rail Accessories	Chestnut Brown	N/A	-	48
2 x 3.5 Eclipse Bracket-BLK	8821482	Rail Accessories	Black	N/A	-	48
2 x 3.5 Eclipse Str Brack-WH	8821483	Rail Accessories	White	N/A	-	48
2 x 3.5 Eclipse Str Brack-SD	8821484	Rail Accessories	Sandstone	N/A	-	48
2 x 3.5 Eclipse Str Brack-KH	8821485	Rail Accessories	Khaki	N/A	-	48
2 x 3.5 Eclipse Str Brack-TN	8821486	Rail Accessories	Tan	N/A	-	48
2 x 3.5 Eclipse Str Brack-AM	8821487	Rail Accessories	Almond	N/A	-	48
2 x 3.5 Eclipse Str Brack-CB	8821488	Rail Accessories	Chestnut Brown	N/A	-	48
2 x 3.5 Eclipse Str Brack-BLK	8821489	Rail Accessories	Black	N/A	-	48
Eclipse T-Rail Bracket - WH	8821490	Rail Accessories	White	N/A	-	48
Eclipse T-Rail Bracket - SD	8821491	Rail Accessories	Sandstone	N/A	-	48
Eclipse T-Rail Bracket - KH	8821492	Rail Accessories	Khaki	N/A	-	48
Eclipse T-Rail Bracket - TN	8821493	Rail Accessories	Tan	N/A	-	48
Eclipse T-Rail Bracket - AM	8821494	Rail Accessories	Almond	N/A	-	48
Eclipse T-Rail Str Bracket-WH	8821495	Rail Accessories	White	N/A	-	48
Eclipse T-Rail Str Bracket-SD	8821496	Rail Accessories	Sandstone	N/A	-	48
Eclipse T-Rail Str Bracket-KH	8821497	Rail Accessories	Khaki	N/A	-	48
Eclipse T-Rail Str Bracket-TN	8821498	Rail Accessories	Tan	N/A	-	48
Eclipse T-Rail Str Bracket-AM	8821499	Rail Accessories	Almond	N/A	-	48
1.5 x 5.5 Slotted - NOTCH - 7/8	8822000	Rail Profiles	White	70.5	0.5	112
1.5 x 5.5 Slotted - NOTCH - 7/8	8822001	Rail Profiles	White	72	0.5	112
1.5 x 5.5 Slotted - NOTCH - 7/8	8822002	Rail Profiles	White	94.5	0.5	112
1.5 x 5.5 Slotted - NOTCH - 7/8	8822003	Rail Profiles	Sandstone	70.5	0.5	112
1.5 x 5.5 Slotted - NOTCH - 7/8	8822004	Rail Profiles	Sandstone	72	0.5	112
1.5 x 5.5 Slotted - NOTCH - 7/8	8822005	Rail Profiles	Sandstone	94.5	0.5	112
1.5 x 5.5 Slotted - NOTCH - 7/8	8822006	Rail Profiles	Khaki	70.5	0.5	112
1.5 x 5.5 Slotted - NOTCH - 7/8	8822007	Rail Profiles	Khaki	72	0.5	112
1.5 x 5.5 Slotted - NOTCH - 7/8	8822008	Rail Profiles	Khaki	94.5	0.5	112
1.5 x 5.5 Slotted - NOTCH - 7/8	8822009	Rail Profiles	Weathered Cedar	70.5	0.5	112
1.5 x 5.5 Slotted - NOTCH - 7/8	8822010	Rail Profiles	Weathered Cedar	72	0.5	112
1.5 x 5.5 Slotted - NOTCH - 7/8	8822011	Rail Profiles	Weathered Cedar	94.5	0.5	112
1.5 x 5.5 Slotted - NOTCH - 7/8	8822012	Rail Profiles	Natural Cedar	70.5	0.5	112
1.5 x 5.5 Slotted - NOTCH - 7/8	8822013	Rail Profiles	Natural Cedar	72	0.5	112
1.5 x 5.5 Slotted - NOTCH - 7/8	8822014	Rail Profiles	Natural Cedar	94.5	0.5	112
1.5 x 5.5 Slotted - NOTCH - 7/8	8822015	Rail Profiles	Redwood	70.5	0.5	112
1.5 x 5.5 Slotted - NOTCH - 7/8	8822016	Rail Profiles	Redwood	72	0.5	112
1.5 x 5.5 Slotted - NOTCH - 7/8	8822017	Rail Profiles	Redwood	94.5	0.5	112
1.5 x 5.5 Slotted - NOTCH - 7/8	8822018	Rail Profiles	Chestnut Brown	70.5	0.5	112

# MASTER LIST

MASTER DESCRIPTION	PART NUMBER	GROUP	COLOR	LENGTH	TRUCK BUNDLE SIZE	BOX/BUNDLE QTY
1.5" x 5.5" x 72" Slit CB NOTCH	8822019	Rail Profiles	Chestnut Brown	72	0.5	112
1.5" x 5.5" x 94.5" Slit CB NOTCH	8822020	Rail Profiles	Chestnut Brown	94.5	0.5	112
1.5" x 5.5" x 70.5" Slit AC NOTCH	8822021	Rail Profiles	Aged Cedar	70.5	0.5	112
1.5" x 5.5" x 72" Slit AC NOTCH	8822022	Rail Profiles	Aged Cedar	72	0.5	112
1.5" x 5.5" x 94.5" Slit AC NOTCH	8822023	Rail Profiles	Aged Cedar	94.5	0.5	112
2 x 7 x 70.5" Slotted WH	8822024	Rail Profiles	White	70.5	0.5	66
2 x 7 x 72" Slotted WH	8822025	Rail Profiles	White	72	0.5	66
2 x 7 x 94.5" Slotted WH	8822026	Rail Profiles	White	94.5	0.5	66
2 x 7 x 192" Slotted WH	8822027	Rail Profiles	White	192	0.25	42
2 x 7 x 70.5" Slotted SD	8822028	Rail Profiles	Sandstone	70.5	0.5	66
2 x 7 x 72" Slotted SD	8822029	Rail Profiles	Sandstone	72	0.5	66
2 x 7 x 94.5" Slotted SD	8822030	Rail Profiles	Sandstone	94.5	0.5	66
2 x 7 x 192" Slotted SD	8822031	Rail Profiles	Sandstone	192	1	42
2 x 7 x 70.5" Slotted KH	8822032	Rail Profiles	Khaki	70.5	0.5	66
2 x 7 x 72" Slotted KH	8822033	Rail Profiles	Khaki	72	0.5	66
2 x 7 x 94.5" Slotted KH	8822034	Rail Profiles	Khaki	94.5	0.5	66
2 x 7 x 192" Slotted KH	8822035	Rail Profiles	Khaki	192	0.25	42
2 x 7 x 70.5" Slotted WC	8822036	Rail Profiles	Weathered Cedar	70.5	0.5	66
2 x 7 x 72" Slotted WC	8822037	Rail Profiles	Weathered Cedar	72	0.5	66
2 x 7 x 94.5" Slotted WC	8822038	Rail Profiles	Weathered Cedar	94.5	0.5	66
2 x 7 x 192" Slotted WC	8822039	Rail Profiles	Weathered Cedar	192	0.25	42
2 x 7 x 70.5" Slotted NC	8822040	Rail Profiles	Natural Cedar	70.5	0.5	66
2 x 7 x 72" Slotted NC	8822041	Rail Profiles	Natural Cedar	72	0.5	66
2 x 7 x 94.5" Slotted NC	8822042	Rail Profiles	Natural Cedar	94.5	0.5	66
2 x 7 x 192" Slotted NC	8822043	Rail Profiles	Natural Cedar	192	0.25	42
2 x 7 x 70.5" Slotted RD	8822044	Rail Profiles	Redwood	70.5	0.5	66
2 x 7 x 72" Slotted RD	8822045	Rail Profiles	Redwood	72	0.5	66
2 x 7 x 94.5" Slotted RD	8822046	Rail Profiles	Redwood	94.5	0.5	66
2 x 7 x 192" Slotted RD	8822047	Rail Profiles	Redwood	192	0.25	42
2 x 7 x 70.5" Slotted CB	8822048	Rail Profiles	Chestnut Brown	70.5	0.5	66
2 x 7 x 72" Slotted CB	8822049	Rail Profiles	Chestnut Brown	72	0.5	66
2 x 7 x 94.5" Slotted CB	8822050	Rail Profiles	Chestnut Brown	94.5	0.5	66
2 x 7 x 192" Slotted CB	8822051	Rail Profiles	Chestnut Brown	192	0.5	42
2 x 7 x 70.5" Slotted AC	8822052	Rail Profiles	Aged Cedar	70.5	0.5	66
2 x 7 x 72" Slotted AC	8822053	Rail Profiles	Aged Cedar	72	0.5	66
2 x 7 x 94.5" Slotted AC	8822054	Rail Profiles	Aged Cedar	94.5	0.5	66
2 x 7 x 192" Slotted AC	8822055	Rail Profiles	Aged Cedar	192	0.25	42
2 x 7 x 16' Alum Insr H-Chan	8822057	Rail Profiles	N/A	192	0.25	36
1.5" x 5.5" x 192" Slit WH NOTCH	8822058	Rail Profiles	White	192	1	112
1.5" x 5.5" x 192" Slit SD NOTCH	8822059	Rail Profiles	Sandstone	192	1	112
1.5" x 5.5" x 192" Slit KH NOTCH	8822060	Rail Profiles	Khaki	192	1	112
1.5" x 5.5" x 192" Slit WC NOTCH	8822061	Rail Profiles	Weathered Cedar	192	1	112
1.5" x 5.5" x 192" Slit NC NOTCH	8822062	Rail Profiles	Natural Cedar	192	1	112
1.5" x 5.5" x 192" Slit RD NOTCH	8822063	Rail Profiles	Redwood	192	1	112
1.5" x 5.5" x 192" Slit CB NOTCH	8822064	Rail Profiles	Chestnut Brown	192	1	112
1.5" x 5.5" x 192" Slit AC-7/8	8822065	Rail Profiles	Aged Cedar	192	1	112
1.5" x 5.5" x 70.5" Slit TN NOTCH	8822066	Rail Profiles	Tan	70.5	0.5	112
1.5" x 5.5" x 72" Slit TN NOTCH	8822067	Rail Profiles	Tan	72	0.5	112
1.5" x 5.5" x 94.5" Slit TN NOTCH	8822068	Rail Profiles	Tan	94.5	0.5	112



# MASTER LIST

MASTER DESCRIPTION	PART NUMBER	GROUP	COLOR	LENGTH	TRUCK BUNDLE SIZE	BOX/BUNDLE QTY
1.5" x 5.5" x 192" Slit TN NOTCH	8822069	Rail Profiles	Tan	192	1	112
2x7x70.5" Slotted TN	8822070	Rail Profiles	Tan	70.5	0.5	66
2x7x72" Slotted TN	8822071	Rail Profiles	Tan	72	0.5	66
2x7x94.5" Slotted TN	8822072	Rail Profiles	Tan	94.5	0.5	66
2x7x192" Slotted TN	8822073	Rail Profiles	Tan	192	0.5	42
2x7x242 Alum Instrt H-Chan	8822074	Rail Accessories	N/A	288	0	21
1.5x5.5x70.5" Slit WH-BLANK	8822075	Rail Profiles	White	70.5	0.5	112
1.5x5.5x72" Slit WH-BLANK	8822076	Rail Profiles	White	72	0.5	112
1.5x5.5x94.5" Slit WH-BLANK	8822077	Rail Profiles	White	94.5	0.5	112
1.5x5.5x70.5" Slit SD-BLANK	8822078	Rail Profiles	Sandstone	70.5	0.5	112
1.5x5.5x72" Slit SD-BLANK	8822079	Rail Profiles	Sandstone	72	0.5	112
1.5x5.5x94.5" Slit SD-BLANK	8822080	Rail Profiles	Sandstone	94.5	0.5	112
1.5x5.5x70.5" Slit KH-BLANK	8822081	Rail Profiles	Khaki	70.5	0.5	112
1.5x5.5x72" Slit KH-BLANK	8822082	Rail Profiles	Khaki	72	0.5	112
1.5x5.5x94.5" Slit KH-BLANK	8822083	Rail Profiles	Khaki	94.5	0.5	112
1.5x5.5x70.5" Slit WC-BLANK	8822084	Rail Profiles	Weathered Cedar	70.5	0.5	112
1.5x5.5x72" Slit WC-BLANK	8822085	Rail Profiles	Weathered Cedar	72	0.5	112
1.5x5.5x94.5" Slit WC-BLANK	8822086	Rail Profiles	Weathered Cedar	94.5	0.5	112
1.5x5.5x70.5" Slit NC-BLANK	8822087	Rail Profiles	Natural Cedar	70.5	0.5	112
1.5x5.5x72" Slit NC-BLANK	8822088	Rail Profiles	Natural Cedar	72	0.5	112
1.5x5.5x94.5" Slit NC-BLANK	8822089	Rail Profiles	Natural Cedar	94.5	0.5	112
1.5x5.5x70.5" Slit RD-BLANK	8822090	Rail Profiles	Redwood	70.5	0.5	112
1.5x5.5x72" Slit RD-BLANK	8822091	Rail Profiles	Redwood	72	0.5	112
1.5x5.5x94.5" Slit RD-BLANK	8822092	Rail Profiles	Redwood	94.5	0.5	112
1.5x5.5x70.5" Slit CB-BLANK	8822093	Rail Profiles	Chestnut Brown	70.5	0.5	112
1.5x5.5x72" Slit CB-BLANK	8822094	Rail Profiles	Chestnut Brown	72	0.5	112
1.5x5.5x94.5" Slit CB-BLANK	8822095	Rail Profiles	Chestnut Brown	94.5	0.5	112
1.5x5.5x70.5" Slit AC-BLANK	8822096	Rail Profiles	Aged Cedar	70.5	0.5	112
1.5x5.5x72" Slit AC-BLANK	8822097	Rail Profiles	Aged Cedar	72	0.5	112
1.5x5.5x94.5" Slit AC-BLANK	8822098	Rail Profiles	Aged Cedar	94.5	0.5	112
1.5x5.5x192" Slit WH-BLANK	8822099	Rail Profiles	White	192	1	112
1.5x5.5x192" Slit SD-BLANK	8822100	Rail Profiles	Sandstone	192	1	112
1.5x5.5x192" Slit KH-BLANK	8822101	Rail Profiles	Khaki	192	1	112
1.5x5.5x192" Slit WC-BLANK	8822102	Rail Profiles	Weathered Cedar	192	1	112
1.5x5.5x192" Slit NC-BLANK	8822103	Rail Profiles	Natural Cedar	192	1	112
1.5x5.5x192" Slit RD-BLANK	8822104	Rail Profiles	Redwood	192	1	112
1.5x5.5x192" Slit CB-BLANK	8822105	Rail Profiles	Chestnut Brown	192	1	112
1.5x5.5x192" Slit AC-BLANK	8822106	Rail Profiles	Aged Cedar	192	1	112
1.5x5.5x70.5" Slit TN-BLANK	8822107	Rail Profiles	Tan	70.5	0.5	112
1.5x5.5x72" Slit TN-BLANK	8822108	Rail Profiles	Tan	72	0.5	112
1.5x5.5x94.5" Slit TN-BLANK	8822109	Rail Profiles	Tan	94.5	0.5	112
1.5x5.5x192" Slit TN-BLANK	8822110	Rail Profiles	Tan	192	1	112
1.5x5.5 Slotted - BLANK - 7/8	8822129	Rail Profiles	Almond	72	0.5	112
1.5x5.5 Slotted - BLANK - 7/8	8822130	Rail Profiles	Almond	94.5	0.5	112
1.5x5.5 Slotted - BLANK - 7/8	8822131	Rail Profiles	Almond	192	0.5	112
1.5x5.5 Slotted - BLANK - 7/8	8822132	Rail Profiles	Almond	70.5	0.5	112
2x7x70.5" Slotted AM	8822133	7 8" Profiles	Almond	71	1	66
2x7x72" Slotted AM	8822134	7 8" Profiles	Almond	72	1	66
2x7x94.5" Slotted AM	8822135	7 8" Profiles	Almond	95	1	66

# MASTER LIST

MASTER DESCRIPTION	PART NUMBER	GROUP	COLOR	LENGTH	TRUCK BUNDLE SIZE	BOX/BUNDLE QTY
2 x 7 x 192" Slotted AM	8822136	7 8" Profiles	Almond	192	0	42
1.5" x 5.5" Rail Notch	8822137	7 8" Profiles	Almond	70.5	0.5	112
1.5" x 5.5" Rail Notch	8822138	7 8" Profiles	Almond	72	0.5	112
1.5" x 5.5" Rail Notch	8822139	7 8" Profiles	Almond	94.5	0.5	112
1.5" x 5.5" Rail Notch	8822140	7 8" Profiles	Almond	192	1	112
1 3/4 x 1 3/4 Square Cap WH	8830019	Picket Accessories	White	N/A	-	200
1 3/4 x 1 3/4 x 16' WH	8830022	Picket Profiles	White	192	0.25	78
1 3/8 x 1 3/8 Square Cap KH	8830027	Picket Accessories	Khaki	N/A	-	200
1 3/8 x 1 3/8 Square Cap TN	8830028	Picket Accessories	Tan	N/A	-	200
1 3/8 x 1 3/8 Square Cap WH	8830029	Picket Accessories	White	N/A	-	200
1 3/8 x 1 3/8 x 16' KH	8830031	Picket Profiles	Khaki	192	0.25	84
1 3/8 x 1 3/8 x 16' TN	8830032	Picket Profiles	Tan	192	0.25	84
1 3/8 x 1 3/8 x 16' WH	8830033	Picket Profiles	White	192	0.5	224
1 x 8 x 16' T&G KH	8830100	Picket Profiles	Khaki	192	1	110
1 x 8 x 16' T&G WH	8830104	Picket Profiles	White	192	1	110
1 x 8 x 46 1/4" T&G WH	8830106	Picket Profiles	White	46.25	0.25	110
1 x 8 x 57 3/4" T&G WH	8830111	Picket Profiles	White	57.75	0.33	110
1 x 8 x 59 1/2" T&G WH	8830113	Picket Profiles	White	59.5	0.33	110
7/8 x 3 Dog Ear Cap TN	8830168	Picket Accessories	Tan	N/A	-	100
7/8 x 3 Dog Ear Cap WH	8830169	Picket Accessories	White	N/A	-	400
7/8 x 3 Spade Cap TN	8830172	Picket Accessories	Tan	N/A	-	100
7/8 x 3 Spade Cap WH	8830173	Picket Accessories	White	N/A	-	400
7/8 x 3 x 12' WH	8830177	Picket Profiles	White	144	0.5	196
7/8 x 3 x 16' TN	8830179	Picket Profiles	Tan	192	0.5	98
7/8 x 3 x 16' WH	8830181	Picket Profiles	White	192	0.75	196
1 1/2 x 1 1/2 x 16' WH	8830228	Picket Profiles	White	192	0.33	140
1 x 8 x 46 1/4" T&G TN	8830239	Picket Profiles	Tan	46.25	0.25	110
1 x 8 x 16' T&G TN	8830240	Picket Profiles	Tan	192	1	110
1 x 8 x 57 3/4" T&G TN	8830268	Picket Profiles	Tan	57.75	0.33	110
1 x 8 x 59 1/2" T&G TN	8830293	Picket Profiles	Tan	59.5	0.33	110
1 x 8 x 42 1/4" T&G WH	8830407	Picket Profiles	White	42.25	0.25	110
1 x 8 x 47 1/2" T&G WH	8830408	Picket Profiles	White	47.5	0.25	110
1 x 8 x 57 3/4" T&G KH	8830410	Picket Profiles	Khaki	57.75	0.33	110
1 x 8 T&G (0.070)	8830411	Picket Profiles	Khaki	55.5	0.33	110
1 3/8 x 1 3/8 Gothic Cap WH	8830412	Picket Accessories	White	N/A	-	300
1 x 8 x 61 1/2" T&G WH	8830425	Picket Profiles	White	61.5	0.33	110
1 x 8 x 61 1/2" T&G TN	8830426	Picket Profiles	Tan	61.5	0.33	110
7/8 x 3 Dog Ear Cap KH	8830449	Picket Accessories	Khaki	N/A	-	100
7/8 x 3 Spade Cap KH	8830450	Picket Accessories	Khaki	N/A	-	100
7/8 x 3 x 16' RW KH	8830453	Picket Profiles	Khaki	192	0.5	98
1 x 8 x 57 3/4" T&G SD	8830510	Picket Profiles	Sandstone	57.75	0.33	110
1 x 8 x 16' T&G SD	8830511	Picket Profiles	Sandstone	192	1	110
1 x 8 x 59 1/2" T&G SD	8830512	Picket Profiles	Sandstone	59.5	0.33	110
1 x 8 x 46 1/4" T&G SD	8830523	Picket Profiles	Sandstone	46.25	0.25	110
7/8 x 3 x 16' SD	8830525	Picket Profiles	Sandstone	192	0.5	98
1 3/8 x 1 3/8 x 16' SD	8830526	Picket Profiles	Sandstone	192	0.25	84
7/8 x 3 x 12' RW KH	8830532	Picket Profiles	Khaki	144	0.33	98
7/8 x 3 Dog Ear Cap SD	8830533	Picket Accessories	Sandstone	N/A	-	100
7/8 x 3 Spade Cap SD	8830534	Picket Accessories	Sandstone	N/A	-	100

# MASTER LIST

MASTER DESCRIPTION	PART NUMBER	GROUP	COLOR	LENGTH	TRUCK BUNDLE SIZE	BOX/BUNDLE QTY
1 3/8 x 1 3/8 Square Cap SD	8830536	Picket Accessories	Sandstone	N/A	-	200
1 x 8 T&G (0.070)	8830558	Picket Profiles	Sandstone	55.5	0.33	110
1 x 8 x 57 3/4" T&G WC	8830592	Picket Profiles	Weathered Cedar	57.75	0.33	110
1 x 8 x 57 3/4" T&G NC	8830593	Picket Profiles	Natural Cedar	57.75	0.33	110
1 x 8 x 59 1/2" T&G WC	8830594	Picket Profiles	Weathered Cedar	59.5	0.33	110
1 x 8 x 59 1/2" T&G NC	8830595	Picket Profiles	Natural Cedar	59.5	0.33	110
1 x 8 x 16' T&G WC	8830596	Picket Profiles	Weathered Cedar	192	1	110
1 x 8 x 16' T&G NC	8830597	Picket Profiles	Natural Cedar	192	1	110
1 x 8 x 61 1/2" T&G WC	8830598	Picket Profiles	Weathered Cedar	61.5	0.33	110
1 x 8 x 61 1/2" T&G NC	8830599	Picket Profiles	Natural Cedar	61.5	0.33	110
1 x 8 x 49 1/2" T&G WH	8830600	Picket Profiles	White	49.5	0.33	110
1 x 8 x 55 1/2" T&G WH	8830601	Picket Profiles	White	55.5	0.33	110
1 x 8 x 14' T&G WH	8830602	Picket Profiles	White	168	1	110
1 x 8 x 49 1/2" T&G TN	8830603	Picket Profiles	Tan	49.5	0.33	110
1 x 8 x 55 1/2" T&G TN	8830604	Picket Profiles	Tan	55.5	0.33	110
1 x 8 x 14' T&G TN	8830605	Picket Profiles	Tan	168	1	110
1 x 8 x 59 1/2" T&G KH	8830606	Picket Profiles	Khaki	59.5	0.33	110
1 x 8 x 46 1/4" T&G KH	8830607	Picket Profiles	Khaki	46.25	0.33	110
1 x 8 x 57 3/4" T&G RD	8830620	Picket Profiles	Redwood	57.75	0.33	110
1 x 8 x 59 1/2" T&G RD	8830621	Picket Profiles	Redwood	59.5	0.33	110
1 x 8 x 61 1/2" T&G RD	8830622	Picket Profiles	Redwood	61.5	0.33	110
1 x 8 x 16' T&G RD	8830623	Picket Profiles	Redwood	192	1	110
1 1/2 x 1 1/2 x 38" Colonial Spindle WH	8830625	Picket Profiles	White	38"	-	50
1 1/2 x 1 1/2 x 38" Colonial Spindle KH	8830626	Picket Profiles	Khaki	38"	-	50
1 1/2 x 1 1/2 x 38" Classic Spindle WH	8830628	Picket Profiles	White	38"	-	50
1 1/2 x 1 1/2 x 38" Classic Spindle KH	8830629	Picket Profiles	Khaki	38"	-	50
1 3/8 x 1 3/8 x 38" Colonial Spindle WH	8830631	Picket Profiles	White	38"	-	50
1 3/8 x 1 3/8 x 38" Colonial Spindle KH	8830632	Picket Profiles	Khaki	38"	-	50
7/8 x 3 x 16' (.070) WC	8830643	Picket Profiles	Weathered Cedar	192	0.5	98
7/8 x 3 DOG EAR CAP WC	8830644	Picket Accessories	Weathered Cedar	N/A	-	100
7/8 x 3 SPADE CAP WC	8830645	Picket Accessories	Weathered Cedar	N/A	-	100
7/8 x 3 x 16' (.070) RD	8830646	Picket Profiles	Redwood	192	0.5	98
7/8 x 3 DOG EAR CAP RD	8830647	Picket Accessories	Redwood	N/A	-	100
7/8 x 3 SPADE CAP RD	8830648	Picket Accessories	Redwood	N/A	-	100
7/8 x 3 x 16' (.070) NC	8830649	Picket Profiles	Natural Cedar	192	0.5	98
7/8 x 3 DOG EAR CAP NC	8830650	Picket Accessories	Natural Cedar	N/A	-	100
7/8 x 3 SPADE CAP NC	8830651	Picket Accessories	Natural Cedar	N/A	-	100
1 x 8 T&G (0.070)	8830661	Picket Profiles	Weathered Cedar	55.5	0.33	110
1 3/8 x 1 3/8 x 16' BL	8830692	Picket Profiles	Black	192	0.25	84
1 3/8 x 1 3/8 x 16' WC	8830693	Picket Profiles	Weathered Cedar	192	0.25	84
1 3/8 x 1 3/8 x 16' CB	8830694	Picket Profiles	Chestnut Brown	192	0.25	84
1 x 8 x 57 3/4" T&G CB	8830695	Picket Profiles	Chestnut Brown	57.75	0.33	110
1 x 8 x 59 1/2" T&G CB	8830696	Picket Profiles	Chestnut Brown	59.5	0.33	110
1 x 8 x 61 1/2" T&G CB	8830697	Picket Profiles	Chestnut Brown	61.5	0.33	110
1 x 8 x 16' T&G CB	8830698	Picket Profiles	Chestnut Brown	192	1	110
7/8 x 3 x 16' (.070) CB	8830700	Picket Profiles	Chestnut Brown	192	0.5	98
7/8 x 3 DOG EAR CAP CB	8830701	Picket Accessories	Chestnut Brown	N/A	-	100
7/8 x 3 SPADE CAP CB	8830702	Picket Accessories	Chestnut Brown	N/A	-	100
1 3/8 x 1 3/8 x 16' RD	8830703	Picket Profiles	Redwood	192	0.25	84

# MASTER LIST

MASTER DESCRIPTION	PART NUMBER	GROUP	COLOR	LENGTH	TRUCK BUNDLE SIZE	BOX/BUNDLE QTY
1 3/8 x 1 3/8 x 16' NC	8830704	Picket Profiles	Natural Cedar	192	0.25	84
1 3/8 x 1 3/8 Square Cap WC	8830711	Picket Accessories	Weathered Cedar	N/A	-	200
1 3/8 x 1 3/8 Square Cap NC	8830712	Picket Accessories	Natural Cedar	N/A	-	200
1 3/8 x 1 3/8 Square Cap RD	8830713	Picket Accessories	Redwood	N/A	-	200
1 3/8 x 1 3/8 Square Cap CB	8830714	Picket Accessories	Chestnut Brown	N/A	-	200
1 3/8 x 1 3/8 Square Cap BK	8830715	Picket Accessories	Black	N/A	-	200
1 x 8 T&G (0.070)	8830717	Picket Profiles	Chestnut Brown	55.5	0.33	110
7/8 x 3 Dog Ear Cap	8830731	Picket Accessories	Aged Cedar	N/A	-	100
7/8 x 3 Spade Cap	8830732	Picket Accessories	Aged Cedar	N/A	-	100
1 3/8 x 1 3/8 Square Cap	8830733	Picket Accessories	Aged Cedar	N/A	-	200
1 3/8 x 1 3/8 (0.080)	8830734	Picket Accessories	Aged Cedar	192	0.25	84
1 x 8 T&G (0.060)	8830735	Picket Accessories	Aged Cedar	57.75	0.333	110
1 x 8 T&G (0.060)	8830736	Picket Accessories	Aged Cedar	59.5	0.333	110
1 x 8 T&G (0.060)	8830737	Picket Profiles	Aged Cedar	61.5	0.333	110
1 x 8 T&G (0.060)	8830738	Picket Profiles	Aged Cedar	192	1	110
1 x 8 T&G (0.060)	8830739	Picket Profiles	Aged Cedar	192	0.5	98
7/8 x 3 x 16' AM	8830752	Picket Profiles	Almond	192	1	196
1 x 8 x 57 3/4" T&G AM	8830753	Picket Profiles	Almond	58	0	110
1 x 8 x 16' T&G AM	8830754	Picket Profiles	Almond	192	1	110
1 x 8 x 59 1/2" T&G AM	8830755	Picket Profiles	Almond	60	0	110
1 x 8 x 46 1/4" T&G AM	8830756	Picket Profiles	Almond	46	0	110
1 3/8 x 1 3/8 x 16' AM	8830758	Picket Profiles	Almond	192	0	84
1 x 8 T&G (0.070)	8830759	Picket Profiles	Almond	49.5	0.33	110
1 x 8 T&G (0.070)	8830760	Picket Profiles	Almond	55.5	0.33	110
1 x 8 T&G (0.070)	8830763	Picket Profiles	Almond	61.5	0.33	110
7/8 x 11 1/4 x 57.25" T&G - WH	8831000	Picket Profiles	White	57.25	0.333	100
7/8 x 11 1/4 x 59.25" T&G - WH	8831001	Picket Profiles	White	59.25	0.333	100
7/8 x 11 1/4 x 60.25" T&G - WH	8831002	Picket Profiles	White	60.25	0.333	100
7/8 x 11 1/4 x 192" T&G - WH	8831003	Picket Profiles	White	192	1	50
7/8 x 11 1/4 x 57.25" T&G - SD	8831004	Picket Profiles	Sandstone	57.25	0.333	100
7/8 x 11 1/4 x 59.25" T&G - SD	8831005	Picket Profiles	Sandstone	59.25	0.333	100
7/8 x 11 1/4 x 60.25" T&G - SD	8831006	Picket Profiles	Sandstone	60.25	0.333	100
7/8 x 11 1/4 x 192" T&G - SD	8831007	Picket Profiles	Sandstone	192	1	50
7/8 x 11 1/4 x 57.25" T&G - KH	8831008	Picket Profiles	Khaki	57.25	0.333	100
7/8 x 11 1/4 x 59.25" T&G - KH	8831009	Picket Profiles	Khaki	59.25	0.333	100
7/8 x 11 1/4 x 60.25" T&G - KH	8831010	Picket Profiles	Khaki	60.25	0.333	100
7/8 x 11 1/4 x 192" T&G - KH	8831011	Picket Profiles	Khaki	192	1	50
7/8 x 11 1/4 x 61.25" T&G - KH	8831012	Picket Profiles	Khaki	61.25	0.333	100
7/8 x 11 1/4 x 62.25" T&G - KH	8831013	Picket Profiles	Khaki	62.25	0.333	100
7/8 x 11 1/4 x 64.25" T&G - KH	8831014	Picket Profiles	Khaki	64.25	0.333	100
7/8 x 11 1/4 x 57.25" T&G - TN	8831015	Picket Profiles	Tan	57.25	0.333	100
7/8 x 11 1/4 x 59.25" T&G - TN	8831016	Picket Profiles	Tan	59.25	0.333	100
7/8 x 11 1/4 x 60.25" T&G - TN	8831017	Picket Profiles	Tan	60.25	0.333	100
7/8 x 11 1/4 x 61.25" T&G - TN	8831018	Picket Profiles	Tan	61.25	0.333	100
7/8 x 11 1/4 x 62.25" T&G - TN	8831019	Picket Profiles	Tan	62.25	0.333	100
7/8 x 11 1/4 x 64.25" T&G - TN	8831020	Picket Profiles	Tan	64.25	0.333	100
7/8 x 11 1/4 x 192" T&G - TN	8831021	Picket Profiles	Tan	192	1	50
7/8 x 11 1/4 x 57.25" T&G - WC	8831022	Picket Profiles	Weathered Cedar	57.25	0.333	100
7/8 x 11 1/4 x 59.25" T&G - WC	8831023	Picket Profiles	Weathered Cedar	59.25	0.333	100

# MASTER LIST

MASTER DESCRIPTION	PART NUMBER	GROUP	COLOR	LENGTH	TRUCK BUNDLE SIZE	BOX/BUNDLE QTY
7/8 x 11 1/4 x 60.25" T&G - WC	8831024	Picket Profiles	Weathered Cedar	60.25	0.333	100
7/8 x 11 1/4 x 61.25" T&G - WC	8831025	Picket Profiles	Weathered Cedar	61.25	0.333	100
7/8 x 11 1/4 x 62.25" T&G - WC	8831026	Picket Profiles	Weathered Cedar	62.25	0.333	100
7/8 x 11 1/4 x 64.25" T&G - WC	8831027	Picket Profiles	Weathered Cedar	64.25	0.333	100
7/8 x 11 1/4 x 57.25" T&G - NC	8831028	Picket Profiles	Natural Cedar	57.25	0.333	100
7/8 x 11 1/4 x 59.25" T&G - NC	8831029	Picket Profiles	Natural Cedar	59.25	0.333	100
7/8 x 11 1/4 x 60.25" T&G - NC	8831030	Picket Profiles	Natural Cedar	60.25	0.333	100
7/8 x 11 1/4 x 61.25" T&G - NC	8831031	Picket Profiles	Natural Cedar	61.25	0.333	100
7/8 x 11 1/4 x 62.25" T&G - NC	8831032	Picket Profiles	Natural Cedar	62.25	0.333	100
7/8 x 11 1/4 x 64.25" T&G - NC	8831033	Picket Profiles	Natural Cedar	64.25	0.333	100
7/8 x 11 1/4 x 192" T&G - NC	8831034	Picket Profiles	Natural Cedar	192	1	50
7/8 x 11 1/4 x 57.25" T&G - RD	8831035	Picket Profiles	Redwood	57.25	0.333	100
7/8 x 11 1/4 x 59.25" T&G - RD	8831036	Picket Profiles	Redwood	59.25	0.333	100
7/8 x 11 1/4 x 60.25" T&G - RD	8831037	Picket Profiles	Redwood	60.25	0.333	100
7/8 x 11 1/4 x 61.25" T&G - RD	8831038	Picket Profiles	Redwood	61.25	0.333	100
7/8 x 11 1/4 x 62.25" T&G - RD	8831039	Picket Profiles	Redwood	62.25	0.333	100
7/8 x 11 1/4 x 64.25" T&G - RD	8831040	Picket Profiles	Redwood	64.25	0.333	100
7/8 x 11 1/4 x 192" T&G - WC	8831041	Picket Profiles	Weathered Cedar	192	1	50
7/8 x 11 1/4 x 192" T&G - RD	8831042	Picket Profiles	Redwood	192	1	50
7/8 x 11 1/4 x 57.25" T&G - CB	8831043	Picket Profiles	Chestnut Brown	57.25	0.333	100
7/8 x 11 1/4 x 192" T&G - CB	8831044	Picket Profiles	Chestnut Brown	192	1	50
7/8 x 11 1/4 x 59.25" T&G - CB	8831045	Picket Profiles	Chestnut Brown	59.25	0.333	100
7/8 x 11 1/4 x 60.25" T&G - CB	8831046	Picket Profiles	Chestnut Brown	60.25	0.333	100
7/8 x 11 1/4 x 61.25" T&G - CB	8831047	Picket Profiles	Chestnut Brown	61.25	0.333	100
7/8 x 11 1/4 x 62.25" T&G - CB	8831048	Picket Profiles	Chestnut Brown	62.25	0.333	100
7/8 x 11 1/4 x 64.25" T&G - CB	8831049	Picket Profiles	Chestnut Brown	64.25	0.333	100
7/8 x 11 1/4 x 57.25" T&G - AC	8831050	Picket Profiles	Aged Cedar	57.25	0.333	100
7/8 x 11 1/4 x 59.25" T&G - AC	8831051	Picket Profiles	Aged Cedar	59.25	0.333	100
7/8 x 11 1/4 x 60.25" T&G - AC	8831052	Picket Profiles	Aged Cedar	60.25	0.333	100
7/8 x 11 1/4 x 61.25" T&G - AC	8831053	Picket Profiles	Aged Cedar	61.25	0.333	100
7/8 x 11 1/4 x 62.25" T&G - AC	8831054	Picket Profiles	Aged Cedar	62.25	0.333	100
7/8 x 11 1/4 x 64.25" T&G - AC	8831055	Picket Profiles	Aged Cedar	64.25	0.333	100
7/8 x 11 1/4 x 192" T&G - AC	8831056	Picket Profiles	Aged Cedar	192	1	50
7/8 x 6 x 57.25" T&G - WH	8831057	Picket Profiles	White	57.25	0.333	175
7/8 x 6 x 59.25" T&G - WH	8831058	Picket Profiles	White	59.25	0.333	175
7/8 x 6 x 60.25" T&G - WH	8831059	Picket Profiles	White	60.25	0.333	175
7/8 x 6 x 61.25" T&G - WH	8831060	Picket Profiles	White	61.25	0.333	175
7/8 x 6 x 62.25" T&G - WH	8831061	Picket Profiles	White	62.25	0.333	175
7/8 x 6 x 64.25" T&G - WH	8831062	Picket Profiles	White	64.25	0.333	175
7/8 x 6 x 192" T&G - WH	8831063	Picket Profiles	White	192	1	175
7/8 x 6 x 57.25" T&G - SD	8831064	Picket Profiles	Sandstone	57.25	0.333	175
7/8 x 6 x 59.25" T&G - SD	8831065	Picket Profiles	Sandstone	59.25	0.333	175
7/8 x 6 x 60.25" T&G - SD	8831066	Picket Profiles	Sandstone	60.25	0.333	175
7/8 x 6 x 61.25" T&G - SD	8831067	Picket Profiles	Sandstone	61.25	0.333	175
7/8 x 6 x 62.25" T&G - SD	8831068	Picket Profiles	Sandstone	62.25	0.333	175
7/8 x 6 x 64.25" T&G - SD	8831069	Picket Profiles	Sandstone	64.25	0.333	175
7/8 x 6 x 192" T&G - SD	8831070	Picket Profiles	Sandstone	192	1	175
7/8 x 6 x 57.25" T&G - KH	8831071	Picket Profiles	Khaki	57.25	0.333	175
7/8 x 6 x 59.25" T&G - KH	8831072	Picket Profiles	Khaki	59.25	0.333	175



# MASTER LIST

MASTER DESCRIPTION	PART NUMBER	GROUP	COLOR	LENGTH	TRUCK BUNDLE SIZE	BOX/BUNDLE QTY
7/8 x 6 x 60.25" T&G - KH	8831073	Picket Profiles	Khaki	60.25	0.333	175
7/8 x 6 x 61.25" T&G - KH	8831074	Picket Profiles	Khaki	61.25	0.333	175
7/8 x 6 x 62.25" T&G - KH	8831075	Picket Profiles	Khaki	62.25	0.333	175
7/8 x 6 x 64.25" T&G - KH	8831076	Picket Profiles	Khaki	64.25	0.333	175
7/8 x 6 x 192" T&G - KH	8831077	Picket Profiles	Khaki	192	1	175
7/8 x 6 x 57.25" T&G - TN	8831078	Picket Profiles	Tan	57.25	0.333	175
7/8 x 6 x 59.25" T&G - TN	8831079	Picket Profiles	Tan	59.25	0.333	175
7/8 x 6 x 60.25" T&G - TN	8831080	Picket Profiles	Tan	60.25	0.333	175
7/8 x 6 x 61.25" T&G - TN	8831081	Picket Profiles	Tan	61.25	0.333	175
7/8 x 6 x 62.25" T&G - TN	8831082	Picket Profiles	Tan	62.25	0.333	175
7/8 x 6 x 64.25" T&G - TN	8831083	Picket Profiles	Tan	64.25	0.333	175
7/8 x 6 x 192" T&G - TN	8831084	Picket Profiles	Tan	192	1	175
7/8 x 6 x 57.25" T&G - WC	8831085	Picket Profiles	Weathered Cedar	57.25	0.333	175
7/8 x 6 x 59.25" T&G - WC	8831086	Picket Profiles	Weathered Cedar	59.25	0.333	175
7/8 x 6 x 60.25" T&G - WC	8831087	Picket Profiles	Weathered Cedar	60.25	0.333	175
7/8 x 6 T&G - 7/8	8831088	Picket Profiles	Weathered Cedar	61.25	0.333	175
7/8 x 6 x 62.25" T&G - WC	8831089	Picket Profiles	Weathered Cedar	62.25	0.333	175
7/8 x 6 x 64.25" T&G - WC	8831090	Picket Profiles	Weathered Cedar	64.25	0.333	175
7/8 x 6 x 192" T&G - WC	8831091	Picket Profiles	Weathered Cedar	192	1	175
7/8 x 6 x 57.25" T&G - NC	8831092	Picket Profiles	Natural Cedar	57.25	0.333	175
7/8 x 6 x 59.25" T&G - NC	8831093	Picket Profiles	Natural Cedar	59.25	0.333	175
7/8 x 6 x 60.25" T&G - NC	8831094	Picket Profiles	Natural Cedar	60.25	0.333	175
7/8 x 6 x 61.25" T&G - NC	8831095	Picket Profiles	Natural Cedar	61.25	0.333	175
7/8 x 6 x 62.25" T&G - NC	8831096	Picket Profiles	Natural Cedar	62.25	0.333	175
7/8 x 6 x 64.25" T&G - NC	8831097	Picket Profiles	Natural Cedar	64.25	0.333	175
7/8 x 6 x 192" T&G - NC	8831098	Picket Profiles	Natural Cedar	192	1	175
7/8 x 6 x 57.25" T&G - RD	8831099	Picket Profiles	Redwood	57.25	0.333	175
7/8 x 6 x 59.25" T&G - RD	8831100	Picket Profiles	Redwood	59.25	0.333	175
7/8 x 6 x 60.25" T&G - RD	8831101	Picket Profiles	Redwood	60.25	0.333	175
7/8 x 6 x 61.25" T&G - RD	8831102	Picket Profiles	Redwood	61.25	0.333	175
7/8 x 6 x 62.25" T&G - RD	8831103	Picket Profiles	Redwood	62.25	0.333	175
7/8 x 6 x 64.25" T&G - RD	8831104	Picket Profiles	Redwood	64.25	0.333	175
7/8 x 6 x 192" T&G - RD	8831105	Picket Profiles	Redwood	192	1	175
7/8 x 6 x 57.25" T&G - CB	8831106	Picket Profiles	Chestnut Brown	57.25	0.333	175
7/8 x 6 x 59.25" T&G - CB	8831107	Picket Profiles	Chestnut Brown	59.25	0.333	175
7/8 x 6 x 60.25" T&G - CB	8831108	Picket Profiles	Chestnut Brown	60.25	0.333	175
7/8 x 6 x 61.25" T&G - CB	8831109	Picket Profiles	Chestnut Brown	61.25	0.333	175
7/8 x 6 x 62.25" T&G - CB	8831110	Picket Profiles	Chestnut Brown	62.25	0.333	175
7/8 x 6 x 64.25" T&G - CB	8831111	Picket Profiles	Chestnut Brown	64.25	0.333	175
7/8 x 6 x 192" T&G - CB	8831112	Picket Profiles	Chestnut Brown	192	1	175
7/8 x 6 x 57.25" T&G - AC	8831113	Picket Profiles	Aged Cedar	57.25	0.333	175
7/8 x 6 x 59.25" T&G - AC	8831114	Picket Profiles	Aged Cedar	59.25	0.333	175
7/8 x 6 x 60.25" T&G - AC	8831115	Picket Profiles	Aged Cedar	60.25	0.333	175
7/8 x 6 x 61.25" T&G - AC	8831116	Picket Profiles	Aged Cedar	61.25	0.333	175
7/8 x 6 x 62.25" T&G - AC	8831117	Picket Profiles	Aged Cedar	62.25	0.333	175
7/8 x 6 x 64.25" T&G - AC	8831118	Picket Profiles	Aged Cedar	64.25	0.333	175
7/8 x 6 x 192" T&G - AC	8831119	Picket Profiles	Aged Cedar	192	1	175
7/8 x 11 1/4 x 61.25" T&G - WH	8831120	Picket Profiles	White	61.25	0.333	100
7/8 x 11 1/4 x 62.25" T&G - WH	8831121	Picket Profiles	White	62.25	0.333	100

# MASTER LIST

MASTER DESCRIPTION	PART NUMBER	GROUP	COLOR	LENGTH	TRUCK BUNDLE SIZE	BOX/BUNDLE QTY
7/8 x 11 1/4 x 64.25" T&G - WH	8831122	Picket Profiles	White	64.25	0.333	100
7/8 x 11 1/4 x 61.25" T&G - SD	8831123	Picket Profiles	Sandstone	61.25	0.333	100
7/8 x 11 1/4 x 62.25" T&G - SD	8831124	Picket Profiles	Sandstone	62.25	0.333	100
7/8 x 11 1/4 x 64.25" T&G - SD	8831125	Picket Profiles	Sandstone	64.25	0.333	100
7/8 x 11 1/4 x 55" T&G	8831137	Picket Profiles	White	100	-	100
7/8 x 6 x 144" RB PLANK	8831138	Picket Profiles	White	144	1	98
7/8 x 6 x 144" RB PLANK	8831139	Picket Profiles	Sandstone	144	1	98
7/8 x 6 x 144" RB PLANK	8831140	Picket Profiles	Khaki	144	0.333	98
7/8 x 6 x 144" RB PLANK	8831141	Picket Profiles	Tan	144	0.333	98
7/8 x 6 x 144" RB PLANK	8831142	Picket Profiles	Weathered Cedar	144	0.333	98
7/8 x 6 x 144" RB PLANK	8831143	Picket Profiles	Natural Cedar	144	1	98
7/8 x 6 x 144" RB PLANK	8831144	Picket Profiles	Redwood	144	1	98
7/8 x 6 x 144" RB PLANK	8831145	Picket Profiles	Chestnut Brown	144	1	98
7/8 x 6 x 144" RB PLANK	8831146	Picket Profiles	Aged Cedar	144	1	98
7/8 x 6 x 192" RB PLANK	8831147	Picket Profiles	White	192	1	98
7/8 x 6 x 192" RB PLANK	8831148	Picket Profiles	Sandstone	192	0	98
7/8 x 6 x 192" RB PLANK	8831149	Picket Profiles	Khaki	192	1	98
7/8 x 6 x 192" RB PLANK	8831150	Picket Profiles	Tan	192	1	98
7/8 x 6 x 192" RB PLANK	8831151	Picket Profiles	Weathered Cedar	192	1	98
7/8 x 6 x 192" RB PLANK	8831152	Picket Profiles	Natural Cedar	192	1	98
7/8 x 6 x 192" RB PLANK	8831153	Picket Profiles	Redwood	192	1	98
7/8 x 6 x 192" RB PLANK	8831154	Picket Profiles	Chestnut Brown	192	1	98
7/8 x 6 x 192" RB PLANK	8831155	Picket Profiles	Aged Cedar	192	1	98
7/8 x 6 Cap	8831156	Picket Accessories	White	-	0	125
7/8 x 6 Cap	8831157	Picket Accessories	Sandstone	-	0	125
7/8 x 6 Cap	8831158	Picket Accessories	Khaki	-	0	125
7/8 x 6 Cap	8831159	Picket Accessories	Tan	-	0	125
7/8 x 6 Cap	8831160	Picket Accessories	Weathered Cedar	-	0	125
7/8 x 6 Cap	8831161	Picket Accessories	Natural Cedar	-	0	125
7/8 x 6 Cap	8831162	Picket Accessories	Redwood	-	0	125
7/8 x 6 Cap	8831163	Picket Accessories	Chestnut Brown	-	0	125
7/8 x 6 Cap	8831164	Picket Accessories	Aged Cedar	-	0	125
7/8 x 11/2 x 192	8831165	Picket Profiles	White	192	1	240
7/8 x 11/2 x 192	8831166	Picket Profiles	Sandstone	192	1	120
7/8 x 11/2 x 192	8831167	Picket Profiles	Khaki	192	1	120
7/8 x 11/2 x 192	8831168	Picket Profiles	Tan	192	1	120
7/8 x 11/2 x 192	8831169	Picket Profiles	Weathered Cedar	192	1	120
7/8 x 11/2 x 192	8831170	Picket Profiles	Natural Cedar	192	1	120
7/8 x 11/2 x 192	8831171	Picket Profiles	Redwood	192	1	120
7/8 x 11/2 x 192	8831172	Picket Profiles	Chestnut Brown	192	1	120
7/8 x 11/2 x 192	8831173	Picket Profiles	Aged Cedar	192	1	120
7/8 x 11/2" Cap	8831174	Picket Accessories	White	-	0	400
7/8 x 11/2" Cap	8831175	Picket Accessories	Sandstone	-	0	400
7/8 x 11/2" Cap	8831176	Picket Accessories	Khaki	-	0	400
7/8 x 11/2" Cap	8831177	Picket Accessories	Tan	-	0	400
7/8 x 11/2" Cap	8831178	Picket Accessories	Weathered Cedar	-	0	400
7/8 x 11/2" Cap	8831179	Picket Accessories	Natural Cedar	-	0	400
7/8 x 11/2" Cap	8831180	Picket Accessories	Redwood	-	0	400
7/8 x 11/2" Cap	8831181	Picket Accessories	Chestnut Brown	-	0	400

# MASTER LIST

MASTER DESCRIPTION	PART NUMBER	GROUP	COLOR	LENGTH	TRUCK BUNDLE SIZE	BOX/BUNDLE QTY
7/8 x 1 1/2" Cap	8831182	Picket Accessories	Aged Cedar	-	0	400
7/8 x 11 1/4 x 60.25" T&G - AM	8831185	Picket Profiles	Almond	60	0	100
7/8 x 11 1/4 x 64.25" T&G - AM	8831186	Picket Profiles	Almond	64	0	100
7/8 x 11 1/4 x 192" T&G - AM	8831187	Picket Profiles	Almond	192	1	50
7/8 x 11 1/4 x 55" T&G - AM	8831188	Picket Profiles	Almond	55	0	100
7/8 x 1 1/2 x 192" AM	8831189	Picket Profiles	Almond	192	1	240
7/8 x 11 1/4 x 55" T&G	8831197	Picket Profiles	Khaki	100	-	100
7/8 x 11 1/4 x 55" T&G	8831198	Picket Profiles	Sandstone	100	-	100
7/8 x 11 1/4 T&G - 7/8	8831198	Picket Profiles	Khaki	55	0.333	100
7/8 x 6 x 144" RB PLANK AM	8831204	Picket Profiles	Almond	144	1	196
7/8 x 6 x 192" RB PLANK AM	8831205	Picket Profiles	Almond	192	1	196
7/8 x 6 Cap AM	8831206	Picket Accessories	Almond	N/A	-	400
7/8 x 1 1/2" Cap AM	8831207	Picket Accessories	Almond	N/A	-	400
7/8 x 11 1/4 x 57.25" T&G - AM	8831220	Picket Profiles	Almond	57	0	100
7/8 x 11 1/4 x 59.25" T&G - AM	8831221	Picket Profiles	Almond	59	0	100
7/8 x 11 1/4 x 61.25" T&G - AM	8831222	Picket Profiles	Almond	61	0	100
7/8 x 11 1/4 x 62.25" T&G - AM	8831223	Picket Profiles	Almond	62	0	100
7/8 x 6 x 57.25" (0.060)	8831224	Picket Profiles	Almond	57.25	0	175
7/8 x 6 x 57.25" (0.060)	8831225	Picket Profiles	Almond	59.25	0	175
7/8 x 6 x 57.25" (0.060)	8831226	Picket Profiles	Almond	60.25	0	175
7/8 x 6 x 57.25" (0.060)	8831227	Picket Profiles	Almond	61.25	0	175
7/8 x 6 x 57.25" (0.060)	8831228	Picket Profiles	Almond	62.25	0	175
7/8 x 6 x 57.25" (0.060)	8831229	Picket Profiles	Almond	64.25	0	175
7/8 x 6 x 57.25" (0.060)	8831230	Picket Profiles	Almond	192	1	175
7/8 x 11 1/4 x 55" T&G	8831238	Picket Profiles	Tan	100	-	100
7/8 x 6 Non-Lk T&G (0.042)	8831248	Picket Profiles	White	192	0	175
7/8 x 6 Non-Lk T&G (0.042)	8831249	Picket Profiles	Tan	192	0	175
7/8 x 6 Non-Lk T&G (0.042)	8831250	Picket Profiles	Almond	192	0	175
7/8 x 6 Non-Lk T&G (0.042)	8831251	Picket Profiles	Khaki	192	0	175
7/8 x 6 Non-Lk T&G (0.042)	8831252	Picket Profiles	Sandstone	192	0	175
7/8 x 6 Non-Lk T&G (0.042)	8831255	Picket Profiles	White	62.25	0	175
7/8 x 6 Non-Lk T&G (0.042)	8831256	Picket Profiles	Almond	62.25	0	175
7/8 x 6 Non-Lk T&G (0.042)	8831257	Picket Profiles	White	55	0	175
7/8 x 6 Non-Lk T&G (0.042)	8831258	Picket Profiles	White	57.25	0	175
7/8 x 6 Non-Lk T&G (0.042)	8831259	Picket Profiles	White	59.25	0	175
7/8 x 6 Non-Lk T&G (0.042)	8831260	Picket Profiles	White	60.25	0	175
7/8 x 6 Non-Lk T&G (0.042)	8831261	Picket Profiles	White	61.25	0	175
7/8 x 6 Non-Lk T&G (0.042)	8831262	Picket Profiles	White	64.25	0	175
7/8 x 6 Non-Lk T&G (0.042)	8831263	Picket Profiles	Almond	55	0	175
7/8 x 6 Non-Lk T&G (0.042)	8831264	Picket Profiles	Almond	57.25	0	175
7/8 x 6 Non-Lk T&G (0.042)	8831265	Picket Profiles	Almond	59.25	0	175
7/8 x 6 Non-Lk T&G (0.042)	8831266	Picket Profiles	Almond	60.25	0	175
7/8 x 6 Non-Lk T&G (0.042)	8831267	Picket Profiles	Almond	61.25	0	175
7/8 x 6 Non-Lk T&G (0.042)	8831268	Picket Profiles	Almond	64.25	0	175
7/8 x 6 Non-Lk T&G (0.042)	8831269	Picket Profiles	Sandstone	55	0	175
7/8 x 6 Non-Lk T&G (0.042)	8831270	Picket Profiles	Sandstone	57.25	0	175
7/8 x 6 Non-Lk T&G (0.042)	8831271	Picket Profiles	Sandstone	59.25	0	175
7/8 x 6 Non-Lk T&G (0.042)	8831272	Picket Profiles	Sandstone	60.25	0	175
7/8 x 6 Non-Lk T&G (0.042)	8831273	Picket Profiles	Sandstone	61.25	0	175



# MASTER LIST

MASTER DESCRIPTION	PART NUMBER	GROUP	COLOR	LENGTH	TRUCK BUNDLE SIZE	BOX/BUNDLE QTY
7/8 x 6 Non-Lk T&G (0.042)	8831274	Picket Profiles	Sandstone	62.25	0	175
7/8 x 6 Non-Lk T&G (0.042)	8831275	Picket Profiles	Sandstone	64.25	0	175
7/8 x 6 Non-Lk T&G (0.042)	8831276	Picket Profiles	Khaki	55	0	175
7/8 x 6 Non-Lk T&G (0.042)	8831277	Picket Profiles	Khaki	57.25	0	175
7/8 x 6 Non-Lk T&G (0.042)	8831278	Picket Profiles	Khaki	59.25	0	175
7/8 x 6 Non-Lk T&G (0.042)	8831279	Picket Profiles	Khaki	60.25	0	175
7/8 x 6 Non-Lk T&G (0.042)	8831280	Picket Profiles	Khaki	61.25	0	175
7/8 x 6 Non-Lk T&G (0.042)	8831281	Picket Profiles	Khaki	62.25	0	175
7/8 x 6 Non-Lk T&G (0.042)	8831282	Picket Profiles	Khaki	64.25	0	175
7/8 x 6 Non-Lk T&G (0.042)	8831283	Picket Profiles	Tan	55	0	175
7/8 x 6 Non-Lk T&G (0.042)	8831284	Picket Profiles	Tan	57.25	0	175
7/8 x 6 Non-Lk T&G (0.042)	8831285	Picket Profiles	Tan	59.25	0	175
7/8 x 6 Non-Lk T&G (0.042)	8831286	Picket Profiles	Tan	60.25	0	175
7/8 x 6 Non-Lk T&G (0.042)	8831287	Picket Profiles	Tan	61.25	0	175
7/8 x 6 Non-Lk T&G (0.042)	8831288	Picket Profiles	Tan	62.25	0	175
7/8 x 6 Non-Lk T&G (0.042)	8831289	Picket Profiles	Tan	64.25	0	175
1" U-Channel x 12' KH	8840005	Specialty Products	Khaki	144	0.05	50
1" U-Channel x 12' TN	8840006	Specialty Products	Tan	144	0.05	50
1" U-Channel x 16' WH	8840008	Specialty Products	White	192	0.05	50
1" U-Channel x 16' SD	8840133	Specialty Products	Sandstone	192	0.05	50
1" U-Channel	8840139	Picket Profiles	Tan	192	0.05	50
1" U-Channel	8840140	Picket Profiles	Khaki	192	0.05	50
1" U-Channel x 16' WC	8840142	Specialty Products	Weathered Cedar	192	0.05	50
1" U-Channel x 16' NC	8840143	Specialty Products	Natural Cedar	192	0.05	50
1" U-Channel x 16' RD	8840153	Specialty Products	Redwood	192	0.05	50
1" U-Channel	8840164	Specialty Products	Aged Cedar	192	0.05	50
1" U-Channel x 16' CB	8840165	Specialty Products	Chestnut Brown	192	0.05	50
1" U-Channel	8840183	Specialty Products	Almond	144	0.5	50
1" U-Channel	8840184	Picket Profiles	Almond	192	0	50
7/8 x 1 3/8 x 56.875" UChan WH	8841000	Specialty Products	White	56.875	0.05	72
7/8 x 1 3/8 x 60.875" UChan WH	8841001	Specialty Products	White	60.875	0.05	72
7/8 x 1 3/8 x 192" UChan WH	8841002	Specialty Products	White	192	0.05	72
7/8 x 1 3/8 x 56.875" UChan SD	8841003	Specialty Products	Sandstone	56.875	0.05	72
7/8 x 1 3/8 x 60.875" UChan SD	8841004	Specialty Products	Sandstone	60.875	0.05	72
7/8 x 1 3/8 x 192" UChan SD	8841005	Specialty Products	Sandstone	192	0.05	72
7/8 x 1 3/8 x 56.875" UChan KH	8841006	Specialty Products	Khaki	56.875	0.05	72
7/8 x 1 3/8 x 60.875" UChan KH	8841007	Specialty Products	Khaki	60.875	0.05	72
7/8 x 1 3/8 x 192" UChan KH	8841008	Specialty Products	Khaki	192	0.05	72
7/8 x 1 3/8 x 53.875" UChan KH	8841009	Specialty Products	Khaki	53.875	0.05	72
7/8 x 1 3/8 x 55.875" UChan KH	8841010	Specialty Products	Khaki	55.875	0.05	72
7/8 x 1 3/8 x 57.875" UChan KH	8841011	Specialty Products	Khaki	57.875	0.05	72
7/8 x 1 3/8 x 192" UChan CB	8841012	Specialty Products	Chestnut Brown	192	0.05	72
7/8 x 1 3/8 x 58.875" UChan KH	8841013	Specialty Products	Khaki	58.875	0.05	72
7/8 x 1 3/8 x 53.875" UChan WH	8841014	Specialty Products	White	53.875	0.05	72
7/8 x 1 3/8 x 55.875" UChan WH	8841015	Specialty Products	White	55.875	0.05	72
7/8 x 1 3/8 x 57.875" UChan WH	8841016	Specialty Products	White	57.875	0.05	72
7/8 x 1 3/8 x 58.875" UChan WH	8841017	Specialty Products	White	58.875	0.05	72
7/8 x 1 3/8 x 53.875" UChan SD	8841018	Specialty Products	Sandstone	53.875	0.05	72
7/8 x 1 3/8 x 55.875" UChan SD	8841019	Specialty Products	Sandstone	55.875	0.05	72

# MASTER LIST

MASTER DESCRIPTION	PART NUMBER	GROUP	COLOR	LENGTH	TRUCK BUNDLE SIZE	BOX/BUNDLE QTY
7/8 x 13/8 x 57.875" UChan SD	8841020	Specialty Products	Sandstone	57.875	0.05	72
7/8 x 13/8 x 58.875" UChan SD	8841021	Specialty Products	Sandstone	58.875	0.05	72
7/8 x 13/8 x 53.875" UChan TN	8841022	Specialty Products	Tan	53.875	0.05	72
7/8 x 13/8 x 55.875" UChan TN	8841023	Specialty Products	Tan	55.875	0.05	72
7/8 x 13/8 x 56.875" UChan TN	8841024	Specialty Products	Tan	56.875	0.05	72
7/8 x 13/8 x 57.875" UChan TN	8841025	Specialty Products	Tan	57.875	0.05	72
7/8 x 13/8 x 58.875" UChan TN	8841026	Specialty Products	Tan	58.875	0.05	72
7/8 x 13/8 x 60.875" UChan TN	8841027	Specialty Products	Tan	60.875	0.05	72
7/8 x 13/8 x 192" UChan TN	8841028	Specialty Products	Tan	192	0.05	72
7/8 x 13/8 x 53.875" UChan WC	8841029	Specialty Products	Weathered Cedar	53.875	0.05	72
7/8 x 13/8 x 55.875" UChan WC	8841030	Specialty Products	Weathered Cedar	55.875	0.05	72
7/8 x 13/8 x 56.875" UChan WC	8841031	Specialty Products	Weathered Cedar	56.875	0.05	72
7/8 x 13/8 x 57.875" UChan WC	8841032	Specialty Products	Weathered Cedar	57.875	0.05	72
7/8 x 13/8 x 58.875" UChan WC	8841033	Specialty Products	Weathered Cedar	58.875	0.05	72
7/8 x 13/8 x 60.875" UChan WC	8841034	Specialty Products	Weathered Cedar	60.875	0.05	72
7/8 x 13/8 x 192" UChan WC	8841035	Specialty Products	Weathered Cedar	192	0.05	72
7/8 x 13/8 x 53.875" UChan NC	8841036	Specialty Products	Natural Cedar	53.875	0.05	72
7/8 x 13/8 x 55.875" UChan NC	8841037	Specialty Products	Natural Cedar	55.875	0.05	72
7/8 x 13/8 x 56.875" UChan NC	8841038	Specialty Products	Natural Cedar	56.875	0.05	72
7/8 x 13/8 x 57.875" UChan NC	8841039	Specialty Products	Natural Cedar	57.875	0.05	72
7/8 x 13/8 x 58.875" UChan NC	8841040	Specialty Products	Natural Cedar	58.875	0.05	72
7/8 x 13/8 x 60.875" UChan NC	8841041	Specialty Products	Natural Cedar	60.875	0.05	72
7/8 x 13/8 x 192" UChan NC	8841042	Specialty Products	Natural Cedar	192	0.05	72
7/8 x 13/8 x 53.875" UChan RD	8841043	Specialty Products	Redwood	53.875	0.05	72
7/8 x 13/8 x 55.875" UChan RD	8841044	Specialty Products	Redwood	55.875	0.05	72
7/8 x 13/8 x 56.875" UChan RD	8841045	Specialty Products	Redwood	56.875	0.05	72
7/8 x 13/8 x 57.875" UChan RD	8841046	Specialty Products	Redwood	57.875	0.05	72
7/8 x 13/8 x 58.875" UChan RD	8841047	Specialty Products	Redwood	58.875	0.05	72
7/8 x 13/8 x 60.875" UChan RD	8841048	Specialty Products	Redwood	60.875	0.05	72
7/8 x 13/8 x 192" UChan RD	8841049	Specialty Products	Redwood	192	0.05	72
7/8 x 13/8 x 53.875" UChan CB	8841050	Specialty Products	Chestnut Brown	53.875	0.05	72
7/8 x 13/8 x 55.875" UChan CB	8841051	Specialty Products	Chestnut Brown	55.875	0.05	72
7/8 x 13/8 x 56.875" UChan CB	8841052	Specialty Products	Chestnut Brown	56.875	0.05	72
7/8 x 13/8 x 57.875" UChan CB	8841053	Specialty Products	Chestnut Brown	57.875	0.05	72
7/8 x 13/8 x 58.875" UChan CB	8841054	Specialty Products	Chestnut Brown	58.875	0.05	72
7/8 x 13/8 x 60.875" UChan CB	8841055	Specialty Products	Chestnut Brown	60.875	0.05	72
7/8 x 13/8 x 53.875" UChan AC	8841056	Specialty Products	Aged Cedar	53.875	0.05	72
7/8 x 13/8 x 55.875" UChan AC	8841057	Specialty Products	Aged Cedar	55.875	0.05	72
7/8 x 13/8 x 56.875" UChan AC	8841058	Specialty Products	Aged Cedar	56.875	0.05	72
7/8 x 13/8 x 57.875" UChan AC	8841059	Specialty Products	Aged Cedar	57.875	0.05	72
7/8 x 13/8 x 58.875" UChan AC	8841060	Specialty Products	Aged Cedar	58.875	0.05	72
7/8 x 13/8 x 60.875" UChan AC	8841061	Specialty Products	Aged Cedar	60.875	0.05	72
7/8 x 13/8 x 192" UChan AC	8841062	Specialty Products	Aged Cedar	192	0.05	72
7/8 x 13/8 x 56.875" UChan	8841079	Picket Profiles	Almond	56.875	0	72
7/8 x 13/8 x 56.875" UChan	8841080	Picket Profiles	Almond	61	0	72
7/8 x 13/8 x 56.875" UChan	8841081	Picket Profiles	Almond	192	0	72
7/8 x 13/8 x 56.875" UChan	8841082	Picket Profiles	Almond	54	0	72
7/8 x 13/8 x 56.875" UChan	8841083	Picket Profiles	Almond	56	0	72
7/8 x 13/8 x 56.875" UChan	8841084	Picket Profiles	Almond	58	0	72

# MASTER LIST

MASTER DESCRIPTION	PART NUMBER	GROUP	COLOR	LENGTH	TRUCK BUNDLE SIZE	BOX/BUNDLE QTY
7/8 x 1 3/8 x 56.875" UChan	8841085	Picket Profiles	Almond	59	0	72
1/4" x 6" Timber Screw	8850002	Gate Blocks	N/A	N/A	0.05	1
1/4" x 8" Timber Screw	8850003	Gate Blocks	N/A	N/A	-	1
1/4" x 10" Timber Screw	8850004	Gate Blocks	N/A	N/A	-	1
3/16" W Balbex Rivot 1/4" Grp	8850043	Tools and Hardware	N/A	N/A	-	2,500
5/8" Cap Plug KH	8850048	Tools and Hardware	Khaki	N/A	-	500
5/8" Cap Plug TN	8850049	Tools and Hardware	Tan	N/A	-	500
5/8" Cap Plug WH	8850050	Tools and Hardware	White	N/A	-	500
RH10 Snap Cap TN	8850091	Tools and Hardware	Tan	N/A	-	500
RH10 Snap Cap WH	8850092	Tools and Hardware	White	N/A	-	500
RHW-103 Snap Washer	8850093	Tools and Hardware	N/A	N/A	-	5,000
Screw Cove Cap Plug WH	8850115	Tools and Hardware	White	N/A	-	7,200
Poly MLatch Top Pull BK	8850139	D&D Hardware	Black	MLTPS2BGA	-	10
Poly MLatch Top Pull WH	8850140	D&D Hardware	White	MLTPS2WTBGA	-	10
Poly TopPull Ltch&Hinge Kit BK	8850141	D&D Hardware	Black	MTSTDKS2*	-	10
Poly MLatch Vertical Pull BK	8850142	D&D Hardware	Black	MLVPS2BGA	-	10
Poly MLatch Vertical Pull WH	8850143	D&D Hardware	White	MLVPS2WTBGA	-	10
Poly MLatch Side Pull BK	8850144	D&D Hardware	Black	MLSPBX	-	10
Poly MLatch Side Pull WH	8850145	D&D Hardware	White	MLSPWTBX	-	10
Poly MLatch RDPost Adap Kit BK	8850146	D&D Hardware	Black	MLS2RPAKA	-	10
Poly L&M Latch Spare Key	8850148	D&D Hardware	Stainless	MLDUPKEY	-	10
Poly LLatch Sys 1 BK	8850149	D&D Hardware	Black	LLAA	-	10
Poly LLatch Sys 1 WH	8850150	D&D Hardware	White	LLAAW	-	10
Poly Gate Handle	8850164	D&D Hardware	White	-	0	10
Poly TC Hinge-Reg-0Leg BK	8850167	D&D Hardware	Black	TCA1-MK2	-	10
Poly TC Hinge-Reg-2Leg BK	8850168	D&D Hardware	Black	TCA1L2-MK2	-	10
Poly TC Hinge-Reg-0Leg WH	8850169	D&D Hardware	White	TCA1WT-MK2	-	10
Poly TC Hinge-Reg-2Leg WH	8850170	D&D Hardware	White	TCA1L2WT-MK2	-	10
Poly TC Hinge-Tstyle-0Leg BK	8850171	D&D Hardware	Black	TCA2-MK2	-	10
Poly TC Hinge-Tstyle-2Leg BK	8850172	D&D Hardware	Black	TCA2L2-MK2	-	10
Poly TC Hinge-Strap-0Leg BK	8850173	D&D Hardware	Black	TCA3-MK2	-	10
Poly TC Hinge-Strap-2Leg WH	8850176	D&D Hardware	White	TCA3L2WT-MK2	-	10
Poly TC Hinge-Butt-0Leg BK	8850177	D&D Hardware	Black	TCP	-	10
Poly TC Hinge-HD-Metal-0Leg BK	8850178	D&D Hardware	Black	TCHD1A-MK2	-	10
Poly TC Hinge-HD-Metal-1Leg BK	8850179	D&D Hardware	Black	TCHD1A1L1-MK2	-	10
Poly TC Hinge-HD_Metal-2Leg BK	8850180	D&D Hardware	Black	TCHD1A1L2-MK2	-	10
Poly TC Hinge-HD_Metal-0Leg WH	8850181	D&D Hardware	White	TCHD1AWT-MK2	-	10
Poly TC Hinge-HD-Metal-2Leg WH	8850183	D&D Hardware	White	TCHD1AWTL2-MK2	-	10
Poly TC Hinge-HD-Reg-0Leg BK	8850184	D&D Hardware	Black	TCHD1-MK2	-	10
Poly TC Hinge-HD-Reg-2Leg BK	8850186	D&D Hardware	Black	TCHD1L2-MK2	-	10
Poly TC Hinge-HD-Slotted-1Leg BK	8850188	D&D Hardware	Black	TCHD2L1S-MK2	-	10
Poly TC Hinge-HD-Decor-2Leg BK	8850189	D&D Hardware	Black	TCHD2L2-MK2	-	10
Poly TC Hinge-HD-Sltd-1Leg WH-PR	8850190	D&D Hardware	White	-	0	10
Poly TC Hinge-HD-Decor-2Leg-PR	8850191	D&D Hardware	White	-	0	10
Poly TC Hinge-MAdjust_2Leg BK	8850195	D&D Hardware	Black	TCHDMA1	-	15
Poly TC Hinge-MAdjust-2Leg WH	8850196	D&D Hardware	White	TCHDMA1WT	-	10
Poly Gen Hinge-Fixed-2Leg BK	8850200	D&D Hardware	Black	KFS	-	10
Poly Gen Hinge-Adjust-2Leg BK-PR	8850201	D&D Hardware	Black	-	0	10
Poly Gate Stop-Vinyl Gate BK	8850206	D&D Hardware	Black	TCGS1	-	10

# MASTER LIST

MASTER DESCRIPTION	PART NUMBER	GROUP	COLOR	LENGTH	TRUCK BUNDLE SIZE	BOX/BUNDLE QTY
Poly Gate Stop -Wood Gate BK	8850207	D&D Hardware	Black	TCGS2	-	10
Poly Gate Stop -Metal Gate BK	8850208	D&D Hardware	Black	TCGS3	-	10
Poly Gate Stop -Vinyl Gate WH	8850209	D&D Hardware	White	TCGS1WT	-	10
Screw Cove Cap Plug TN	8850230	Tools and Hardware	Tan	N/A	-	7,200
Screw Cove Cap Plug KH	8850232	Tools and Hardware	Khaki	N/A	-	7,200
Poly TC Hinge-Strap-2Leg BK	8850258	D&D Hardware	Black	TC3L2SBT	-	10
Poly Gate Handle	8850259	D&D Hardware	Black	-	0	10
Lokk Bolt Molded Base BK	8850326	D&D Hardware	Black	LBBPBG	-	6
2 x 3 1/2 x 8' 12" Drop Routed TN	8850348	Specialty Products	Tan	N/A	-	1
Poly TC Hinge-Ornate-T-0Leg-BK	8850376	D&D Hardware	Black	TCA4	-	10
Poly TC Hinge-Multi-Adjust1 BK	8850380	D&D Hardware	Black	TCAMA1	-	10
Poly TC Hinge-Multi-Adjust2 BK	8850382	D&D Hardware	Black	TCAMA2	-	10
Poly TC Hinge-Multi-Adjust2 WH	8850383	D&D Hardware	White	TCAMA2WT	-	10
RH10 Snap Cap KH	8850394	Tools and Hardware	Khaki	N/A	-	500
RH10 Snap Cap SD	8850395	Tools and Hardware	Sandstone	N/A	-	500
3 1/2 Self Close SS Hinge BK	8850396	Stainless Hardware	Black	NW171N/ASC-SSB	-	12
3 1/2 Self Close SS Hinge WH	8850397	Stainless Hardware	White	NW171N/ASC-SSW	-	12
5/8" Cap Plug SD	8850398	Tools and Hardware	Sandstone	N/A	-	500
Z-Lokk Mag Gate Lock 1 5/8" BK	8850399	D&D Hardware	Black	-	0	10
Z-Lokk Mag Gate Lock 2 1/2" BK	8850400	D&D Hardware	Black	-	0	10
3 1/4 Res SS Hinge BK	8850402	Stainless Hardware	Black	NW38951NSSB	-	12
3 1/4 Res SS Hinge WH	8850403	Stainless Hardware	White	NW38951NSSW	-	12
2-Sided Activated SS Latch BK	8850404	Stainless Hardware	Black	NW6068-SSB	-	40
2-Sided Activated SS Latch WH	8850405	Stainless Hardware	White	NW6068SSW	-	40
3" SS Post Latch BK	8850406	Stainless Hardware	Black	NW38308NU-SSB	-	20
3" SS Post Latch WH	8850407	Stainless Hardware	White	NW38308NU-SSW	-	20
Poly Ext Access Kit Only BK	8850411	D&D Hardware	Black	LLB	-	10
Poly Ext Access Kit Only WH	8850412	D&D Hardware	White	LLBW	-	10
Poly LLatch + EAK Combo BK	8850413	D&D Hardware	Black	LLAAB	-	10
Poly LLatch + EAK Combo WH	8850414	D&D Hardware	White	LLAABW	-	10
Adjust Trim w/Std Radius R2 WH	8850420	Post Accessories	White	N/A	-	40
Adjust Trim w/Rev Radius R2 WH	8850421	Post Accessories	White	N/A	-	40
Z-Lokk Mag Lock 1 5/8" KeyLike	8850422	D&D Hardware	Black	-	0	10
Z-Lokk Mag Lock 2 1/2" KeyLike	8850423	D&D Hardware	Black	-	0	10
Poly Mlatch 2" Spacer BK	8850424	D&D Hardware	Black	MLSPACER	-	10
LLatch Pro Self Lock KeyLikeBK	8850425	D&D Hardware	Black	LLP2S-KSA	-	10
LLatch Deluxe w/EAK KeyLike BK	8850429	D&D Hardware	Black	LLDAB-KSA	-	10
LLatch Deluxe w/EAK KeyLike WH	8850430	D&D Hardware	White	LLDABW-KSA	-	10
Lokk Bolt 18" Keyed Alike BK	8850431	D&D Hardware	Black	LB218BX-KSA	-	10
Lokk Bolt 24" Keyed Alike BK	8850433	D&D Hardware	Black	LB224BX-KSA	-	6
2 PC Adjustable Foot Block WH	8850451	Rail Accessories	White	N/A	-	50
2 PC Adjustable Foot Block TN	8850452	Rail Accessories	Tan	N/A	-	50
2 PC Adjustable Foot Block SD	8850453	Rail Accessories	Sandstone	N/A	-	50
2 PC Adjustable Foot Block KH	8850454	Rail Accessories	Khaki	N/A	-	50
Snap Cap NC	8850456	Post Accessories	Natural Cedar	N/A	-	500
Snap Cap WC	8850457	Post Accessories	Weathered Cedar	N/A	-	500
5/8" Cap Plug NC	8850458	Post Accessories	Natural Cedar	N/A	-	500
5/8" Cap Plug WC	8850459	Post Accessories	Weathered Cedar	N/A	-	500
Snap Cap RD	8850460	Post Accessories	Redwood	N/A	-	500



# MASTER LIST

MASTER DESCRIPTION	PART NUMBER	GROUP	COLOR	LENGTH	TRUCK BUNDLE SIZE	BOX/BUNDLE QTY
5/8" Cap Plug RD	8850461	Post Accessories	Redwood	N/A	-	500
Post Mount for 4" post- 42" tall	8850468	Post Accessories	N/A	N/A	-	1
Post Mount for 5" post- 36" tall	8850469	Post Accessories	N/A	N/A	-	1
Post Mount for 5" Post- 42" tall	8850470	Post Accessories	N/A	N/A	-	1
Concrete Mounting Hardware	8850471	Post Accessories	N/A	N/A	-	10
Wood/ composite Mount Hardware	8850472	Post Accessories	N/A	N/A	-	10
Post Mount for 4" post- 36" tall	8850473	Post Accessories	N/A	N/A	-	1
Poly Toggle Latch - Padlockable	8850478	D&D Hardware	N/A	N/A		10
5/8" Cap Plug BK	8850480	Tools and Hardware	Black	N/A	-	500
RH10 Snap Cap BK	8850481	Tools and Hardware	Black	N/A	-	500
2 PC Adjustable Foot Block BL	8850485	Rail Accessories	Black	N/A	-	50
2 PC Adjustable Foot Block CB	8850486	Rail Accessories	Chestnut Brown	N/A	-	50
LockLatch Magnetic Keyed Alike	8850487	D&D Hardware	Black	N/A	-	1
LockLatch Magnetic Keyed Alike	8850488	D&D Hardware	Chrome	N/A	-	1
LockLatch Magnetic Keyed Alike	8850489	D&D Hardware	Brushed	N/A	-	1
LockLatch Magnetic Keyed Different	8850490	D&D Hardware	Black	N/A	-	1
LockLatch Magnetic Keyed Different	8850491	D&D Hardware	Chrome	N/A	-	1
LockLatch Magnetic Keyed Different	8850492	D&D Hardware	Brushed	N/A	-	1
Snap Cap CB	8850494	Post Accessories	Chestnut Brown	N/A	-	500
5/8" Cap Plug CB	8850495	Post Accessories	Chestnut Brown	N/A	-	500
RH10 Snap Cap	8850498	Tools and Hardware	Aged Cedar	-	0	500
5/8" Cap Plug	8850499	Tools and Hardware	Aged Cedar	-	0	500
2" x 3 1/2" x 4" Block	8850500	Gate Blocks	N/A	N/A	-	32
2" x 3 1/2" x 5" Block	8850501	Gate Blocks	N/A	N/A	-	18
1 1/2" x 5 1/2" x 4" Block	8850502	Gate Blocks	N/A	N/A	-	32
2 1/2" x 5 1/2" x 5" Block	8850503	Gate Blocks	N/A	N/A	-	18
1 1/2" x 5 1/2" x 4" Pocket Rail	8850504	Gate Blocks	N/A	N/A	-	32
1 1/2" x 5 1/2" x 5" Pocket Rail	8850505	Gate Blocks	N/A	N/A	-	18
2" x 6" x 4" Block	8850506	Gate Blocks	N/A	N/A	-	32
2" x 6" x 5" Block	8850507	Gate Blocks	N/A	N/A	-	18
2" x 6 1/2" x 4" Pocket Rail	8850508	Gate Blocks	N/A	N/A	-	32
2" x 6 1/2" x 5" Pocket Rail	8850509	Gate Blocks	N/A	N/A	-	18
4" x 4" x 4" Solid Block	8850510	Gate Blocks	N/A	N/A	-	48
2 x 7 x 4" Block	8850511	Gate Blocks	N/A	-	0	32
2 x 7 x 5" Block	8850512	Gate Blocks	N/A	-	0	18
2 x 3 1/2 x 8'6" Drop Routed WH	8890094	Specialty Products	White	N/A	-	1
2 x 3 1/2 x 5' Arbor Arch Routed WH	8890096	Specialty Products	White	N/A	-	1
2 x 3 1/2 x 5' Arbor Arch Routed TN	8890097	Specialty Products	Tan	N/A	-	1
2 x 3 1/2 x 8'6" Drop Routed TN	8890098	Specialty Products	Tan	N/A	-	1
2 x 3 1/2 x 6'18" Drop Routed WH	8890104	Specialty Products	White	N/A	-	1
2 x 3 1/2 x 60" Arbor Arch Gate WH	8890105	Specialty Products	White	N/A	-	1
2 x 3 1/2 x 8'12" Drop Routed WH	8890106	Specialty Products	White	N/A	-	1
2 x 3 1/2 -4' Radius Corner Routed 1WH	8890111	Specialty Products	White	N/A	-	1
2 x 3 1/2 -4' Radius Corner Routed 2WH	8890112	Specialty Products	White	N/A	-	1
2 x 6 - 4' Radius Corner WH	8890113	Specialty Products	White	N/A	-	1
2 x 3 1/2 x 5' Arbor Arch Routed KH	8890117	Specialty Products	Khaki	N/A	-	1
6' 18" Rail Drop Routed WH	8890131	Specialty Products	White	N/A	-	1
2 x 3 1/2 -4' Radius Corner Routed 2TN	8890382	Specialty Products	Tan	N/A	-	1
Custom Routing	8890411	Specialty Products	N/A	N/A	-	-

# MASTER LIST

MASTER DESCRIPTION	PART NUMBER	GROUP	COLOR	LENGTH	TRUCK BUNDLE SIZE	BOX/BUNDLE QTY
Classic Gate SS Hinge R2 BK	8890450	Stainless Hardware	Black	N/A	-	12
Drive Accent Kit 4ft Horiz	8890490	Corner Accent Kits	White	48	0	1
Drive Accent Kit 4ft Angled	8890491	Corner Accent Kits	White	48	0	1
Drive Accent Kit 4ft Horiz	8890492	Corner Accent Kits	Black	48	0	1
Drive Accent Kit 4ft Angled	8890493	Corner Accent Kits	Black	48	0	1
Drive Accent Kit 4ft Horiz	8890494	Corner Accent Kits	Chestnut Brown	48	0	1
Drive Accent Kit 4ft Angled	8890495	Corner Accent Kits	Chestnut Brown	48	0	1
Custom Bent Shape	8890511	Specialty Products	N/A	N/A	-	-
2 x 3 1/2 x 8' 6" Drop Routed KH	8890512	Specialty Products	Khaki	N/A	-	1
2 x 3 1/2 x 8' 6" Drop Routed SD	8890513	Specialty Products	Sandstone	N/A	-	1
2 x 3 1/2 x 5' Arbor Arch Routed SD	8890514	Specialty Products	Sandstone	N/A	-	1
7/8 x 3 w/spade cap - 44" WH	8898001	Picket Profiles	White	44	0.5	520
7/8 x 3 w/dog ear cap - 44" WH	8898002	Picket Profiles	White	44	0.5	520
Privacy Panel Enclosure	8898100	PreFab Privacy	White	95.5	0	1
6' X 8' Assembled Privacy Fence Kit	8898295	PreFab Privacy	White	-	0	1
6' x 8' Section WC	8898300	PreFab Privacy	Weathered Cedar	N/A	-	1
6' x 8' Section NC	8898305	PreFab Privacy	Natural Cedar	N/A	-	1
6' x 8' Section RD	8898310	PreFab Privacy	Redwood	N/A	-	1
6' x 8' Section CB	8898325	PreFab Privacy	Chestnut Brown	N/A	-	1
6 x 8 Privacy Section	8898330	PreFab Privacy	Aged Cedar	N/A	-	1
4 x 4 External Long Cap STD	8810962	Post Accessories	Chestnut Brown	N/A	-	125
4 x 4 External Long Cap STD	8810985	Post Accessories	Aged Cedar	N/A	-	125
4 x 4 External Long Cap STD	8811224	Post Accessories	Tan	N/A	-	125
4 x 4 External Long Cap STD	8811225	Post Accessories	White	N/A	-	125
4 x 4 External Long Cap STD	8811226	Post Accessories	Khaki	N/A	-	125
4 x 4 External Long Cap STD	8811227	Post Accessories	Sandstone	N/A	-	125
4 x 4 External Long Cap STD	8811228	Post Accessories	Weathered Cedar	N/A	-	125
4 x 4 External Long Cap STD	8811229	Post Accessories	Natural Cedar	N/A	-	125
4 x 4 External Long Cap STD	8811230	Post Accessories	Redwood	N/A	-	125
4 x 4 External Long Cap STD	8811231	Post Accessories	Black	N/A	-	125
4 x 4 External Long Cap STD	8811232	Post Accessories	Almond	N/A	-	125
Corner Accent Kit Horizontal	8890490		White	N/A	-	1
Corner Accent Kit Angled	8890491		White	N/A	-	1
Corner Accent Kit Horizontal	8890492		Black	N/A	-	1
Corner Accent Kit Angled	8890493		Black	N/A	-	1
Corner Accent Kit Horizontal	8890494		Chestnut Brown	N/A	-	1
Corner Accent Kit Angled	8890495		Chestnut Brown	N/A	-	1
Prostack Columnwrap	8851000	Stone Columns	Poinsett	N/A	N/A	4
Prostack Columnwrap	8851001	Stone Columns	Ash	N/A	N/A	4
Prostack Columnwrap	8851002	Stone Columns	Walnut	N/A	N/A	4
Prostack Columnwrap	8851003	Stone Columns	Teton Grey	N/A	N/A	4
Northern Ledge Columnwrap	8851004	Stone Columns	Harvest	N/A	N/A	4
Northern Ledge Columnwrap	8851005	Stone Columns	Mysti	N/A	N/A	4
Northern Ledge Columnwrap	8851006	Stone Columns	Niagra	N/A	N/A	4
Northern Ledge Columnwrap	8851007	Stone Columns	Shenandoah	N/A	N/A	4
Northern Ledge Columnwrap	8851008	Stone Columns	Tuscarora	N/A	N/A	4
Split Cap 4 Flat Cream 18x18	8851009	Stone Columns	Cream	N/A	N/A	2
Split Cap 4 Peak Cream 18x18	8851010	Stone Columns	Cream	N/A	N/A	2
Split Cap 6 Flat Cream 18x18	8851011	Stone Columns	Cream	N/A	N/A	2

# MASTER LIST

MASTER DESCRIPTION	PART NUMBER	GROUP	COLOR	LENGTH	TRUCK BUNDLE SIZE	BOX/BUNDLE QTY
Split Cap 6 Peak Cream 18x18	8851012	Stone Columns	Cream	N/A	N/A	2
Split Cap 8 Flat Cream 18x18	8851013	Stone Columns	Cream	N/A	N/A	2
Split Cap 8 Peak Cream 18x18	8851014	Stone Columns	Cream	N/A	N/A	2
Cap Flat Cream 18x18	8851015	Stone Columns	Cream	N/A	N/A	1
Cap Peak Cream 18x18	8851016	Stone Columns	Cream	N/A	N/A	1
Split Cap 4 Flat Smoke 18x18	8851017	Stone Columns	Smoke	N/A	N/A	2
Split Cap 4 Peak Smoke 18x18	8851018	Stone Columns	Smoke	N/A	N/A	2
Split Cap 6 Flat Smoke 18x18	8851019	Stone Columns	Smoke	N/A	N/A	2
Split Cap 6 Peak Smoke 18x18	8851020	Stone Columns	Smoke	N/A	N/A	2
Split Cap 8 Flat Smoke 18x18	8851021	Stone Columns	Smoke	N/A	N/A	2
Split Cap 8 Peak Smoke 18x18	8851022	Stone Columns	Smoke	N/A	N/A	2
Cap Flat Smoke 18x18	8851023	Stone Columns	Smoke	N/A	N/A	1
Cap Peak Smoke 18x18	8851024	Stone Columns	Smoke	N/A	N/A	1
Split Cap 4 Flat Walnut 18x18	8851025	Stone Columns	Walnut	N/A	N/A	2
Split Cap 4 Peak Walnut 18x18	8851026	Stone Columns	Walnut	N/A	N/A	2
Split Cap 6 Flat Walnut 18x18	8851027	Stone Columns	Walnut	N/A	N/A	2
Split Cap 6 Peak Walnut 18x18	8851028	Stone Columns	Walnut	N/A	N/A	2
Split Cap 8 Flat Walnut 18x18	8851029	Stone Columns	Walnut	N/A	N/A	2
Split Cap 8 Peak Walnut 18x18	8851030	Stone Columns	Walnut	N/A	N/A	2
Cap Flat Walnut 18x18	8851031	Stone Columns	Walnut	N/A	N/A	1
Cap Peak Walnut 18x18	8851032	Stone Columns	Walnut	N/A	N/A	1
Split Cap 4 Flat Black 18x18	8851033	Stone Columns	Black	N/A	N/A	2
Split Cap 4 Peak Black 18x18	8851034	Stone Columns	Black	N/A	N/A	2
Split Cap 6 Flat Black 18x18	8851035	Stone Columns	Black	N/A	N/A	2
Split Cap 6 Peak Black 18x18	8851036	Stone Columns	Black	N/A	N/A	2
Split Cap 8 Flat Black 18x18	8851037	Stone Columns	Black	N/A	N/A	2
Split Cap 8 Peak Black 18x18	8851038	Stone Columns	Black	N/A	N/A	2
Cap Flat Black 18x18	8851039	Stone Columns	Black	N/A	N/A	1
Cap Peak Black 18x18	8851040	Stone Columns	Black	N/A	N/A	1
Split Cap 4 Flat Grey 18x18	8851041	Stone Columns	Grey	N/A	N/A	2
Split Cap 4 Peak Grey 18x18	8851042	Stone Columns	Grey	N/A	N/A	2
Split Cap 6 Flat Grey 18x18	8851043	Stone Columns	Grey	N/A	N/A	2
Split Cap 6 Peak Grey 18x18	8851044	Stone Columns	Grey	N/A	N/A	2
Split Cap 8 Flat Grey 18x18	8851045	Stone Columns	Grey	N/A	N/A	2
Split Cap 8 Peak Grey 18x18	8851046	Stone Columns	Grey	N/A	N/A	2
Cap Flat Grey 18x18	8851047	Stone Columns	Grey	N/A	N/A	1
Cap Peak Grey 18x18	8851048	Stone Columns	Grey	N/A	N/A	1
4 x 4 x 7' STD TN	8810040C	Post Profiles	Tan	84	0.75	121
4 x 4 x 78" STD WH	8810041A	Post Profiles	White	78	1	121
4 x 4 x 66" STD WH	8810041B	Post Profiles	White	66	0.75	121
4 x 4 Classic Cap KH	8810048-1	Post Accessories	Khaki	N/A	-	32
4 x 4 Classic Cap TN	8810049-1	Post Accessories	Tan	N/A	-	32
4 x 4 Classic Cap WH	8810050-1	Post Accessories	White	N/A	-	32
5 x 5 x 10' RW TN	8810095A	Post Profiles	Tan	120	1.25	36
5 x 5 x 10' RW WH	8810098A	Post Profiles	White	120	1.25	81
2 x 3 1/2 x 12' Open WH	8820122F	Rail Profiles	White	96	0.5	132
2 x 6 1/2 Slotted (0.120) (44 Ct)	8820156C	Rail Profiles	Khaki	192	0	44
2 x 6 1/2 Slotted (0.120) (44 Ct)	8820158C	Rail Profiles	White	192	0	44
2 x 6 x 12' Open WH	8820170A	Rail Profiles	White	144	0.25	77

# MASTER LIST

MASTER DESCRIPTION	PART NUMBER	GROUP	COLOR	LENGTH	TRUCK BUNDLE SIZE	BOX/BUNDLE QTY
2 x 6 x 12' Ribbed WH	8820171A	Rail Profiles	White	144	0.75	77
2 x 6 x 8' Ribbed WH	8820171B	Rail Profiles	White	96	0.5	77
2 x 6 Ribbed (0.095)	8820171C	Rail Profiles	White	92	0	77
2 x 6 x 12' Ribbed TN	8820471A	Rail Profiles	Tan	144	0.5	77
1 x 8 x 61 1/2" T&G AM	8830763	Picket Profiles	Almond	61.50	0	600
3' x 6' Picket STD Rail Kit WH	81001-EX	Kroy Express-Vinyl Railing	White	N/A	0.75	24
3' x 6' Standard Rail Kit BL	81001B-EX	Express-Vinyl Railing	Black	N/A	0.75	24
3' x 6' Standard Rail Kit CB	81001CB-EX	Express-Vinyl Railing	Chestnut Brown	N/A	0.75	24
3' x 6' Picket STD Rail Kit KH	81001K-EX	Kroy Express-Vinyl Railing	Khaki	N/A	-	24
3' x 6' Spindle STD Rail Kit WH	81002-EX	Kroy Express-Vinyl Railing	White	N/A	0.75	24
3' x 6' Spindle STD Rail Kit KH	81002K-EX	Kroy Express-Vinyl Railing	Khaki	N/A	-	24
3 1/2' x 6' Picket STD Rail Kit WH	81003-EX	Kroy Express-Vinyl Railing	White	N/A	0.75	24
3 1/2' x 6' Standard Rail Kit BL	81003B-EX	Express-Vinyl Railing	Black	N/A	0.75	24
3 1/2' x 6' Standard Rail Kit CB	81003CB-EX	Express-Vinyl Railing	Chestnut Brown	N/A	0.75	24
3 1/2' x 6' Picket STD Rail Kit KH	81003K-EX	Kroy Express-Vinyl Railing	Khaki	N/A	-	24
3 1/2' x 6' Spindle STD Rail Kit WH	81004-EX	Kroy Express-Vinyl Railing	White	N/A	0.75	24
3 1/2' x 6' Spindle STD Rail Kit KH	81004K-EX	Kroy Express-Vinyl Railing	Khaki	N/A	-	24
3' x 8' Picket STD Rail Kit WH	81005-EX	Kroy Express-Vinyl Railing	White	N/A	1	24
3' x 8' Standard Rail Kit BL	81005B-EX	Express-Vinyl Railing	Black	N/A	0.75	24
3' x 8' Standard Rail Kit CB	81005CB-EX	Express-Vinyl Railing	Chestnut Brown	N/A	0.75	24
3' x 8' Picket STD Rail Kit KH	81005K-EX	Kroy Express-Vinyl Railing	Khaki	N/A	-	24
3' x 8' Spindle STD Rail Kit WH	81006-EX	Kroy Express-Vinyl Railing	White	N/A	1	24
3' x 8' Spindle STD Rail Kit KH	81006K-EX	Kroy Express-Vinyl Railing	Khaki	N/A	-	24
3 1/2' x 8' Picket STD Rail Kit WH	81007-EX	Kroy Express-Vinyl Railing	White	N/A	1	24
3 1/2' x 8' Standard Rail Kit BL	81007B-EX	Express-Vinyl Railing	Black	N/A	0.75	24
3 1/2' x 8' Standard Rail Kit CB	81007CB-EX	Express-Vinyl Railing	Chestnut Brown	N/A	0.75	24
3 1/2' x 8' Picket STD Rail Kit KH	81007K-EX	Kroy Express-Vinyl Railing	Khaki	N/A	-	24
3 1/2' x 8' Spindle STD Rail Kit WH	81008-EX	Kroy Express-Vinyl Railing	White	N/A	1	24
3 1/2' x 8' Spindle STD Rail Kit KH	81008K-EX	Kroy Express-Vinyl Railing	Khaki	N/A	-	24
3' x 6' Picket STD Rail Stair Kit WH	81013-EX	Kroy Express-Vinyl Railing	White	N/A	0.5	12
3' x 6' Standard Stair Rail Kit BL	81013B-EX	Express-Vinyl Railing	Black	N/A	0.5	12
3' x 6' Standard Stair Rail Kit CB	81013CB-EX	Express-Vinyl Railing	Chestnut Brown	N/A	0.5	12
3' x 6' Picket STD Rail Stair Kit KH	81013K-EX	Kroy Express-Vinyl Railing	Khaki	N/A	-	12
3' x 6' Spindle STD RL Stair Kit WH	81014-EX	Kroy Express-Vinyl Railing	White	N/A	0.5	12
3' x 6' Spindle STD Rail Stair Kit KH	81014K-EX	Kroy Express-Vinyl Railing	Khaki	N/A	-	12
3 1/2' x 6' Picket STD Rail Stair Kit WH	81015-EX	Kroy Express-Vinyl Railing	White	N/A	0.5	12
3 1/2' x 6' Standard Stair Rail Kit BL	81015B-EX	Express-Vinyl Railing	Black	N/A	0.5	12
3 1/2' x 6' Standard Stair Rail Kit CB	81015CB-EX	Express-Vinyl Railing	Chestnut Brown	N/A	0.5	12
3 1/2' x 6' Picket STD Rail Stair Kit KH	81015K-EX	Kroy Express-Vinyl Railing	Khaki	N/A	-	12
3 1/2' x 6' Spindle STD Rail Stair Kit WH	81016-EX	Kroy Express-Vinyl Railing	White	N/A	0.5	12
3 1/2' x 6' Spindle STD Rail Stair Kit KH	81016K-EX	Kroy Express-Vinyl Railing	Khaki	N/A	-	12
3' x 6' Picket T-Rail Kit WH	81021-EX	Kroy Express-Vinyl Railing	White	N/A	0.75	24
3' x 6' Picket T-Rail Kit KH	81021K-EX	Kroy Express-Vinyl Railing	Khaki	N/A	-	24
3' x 6' Spindle T-Rail Kit WH	81022-EX	Kroy Express-Vinyl Railing	White	N/A	0.75	24
3' x 6' Spindle T-Rail Kit KH	81022K-EX	Kroy Express-Vinyl Railing	Khaki	N/A	-	24
3 1/2' x 6' Picket T-Rail Kit WH	81023-EX	Kroy Express-Vinyl Railing	White	N/A	0.75	24
3 1/2' x 6' Picket T-Rail Kit KH	81023K-EX	Kroy Express-Vinyl Railing	Khaki	N/A	-	24
3 1/2' x 6' Spindle T-Rail Kit WH	81024-EX	Kroy Express-Vinyl Railing	White	N/A	0.75	24
3 1/2' x 6' Spindle T-Rail Kit KH	81024K-EX	Kroy Express-Vinyl Railing	Khaki	N/A	-	24



# MASTER LIST

MASTER DESCRIPTION	PART NUMBER	GROUP	COLOR	LENGTH	TRUCK BUNDLE SIZE	BOX/BUNDLE QTY
3' x 8' Picket T-Rail Kit WH	81025-EX	Kroy Express-Vinyl Railing	White	N/A	1	24
3' x 8' Picket T-Rail Kit KH	81025K-EX	Kroy Express-Vinyl Railing	Khaki	N/A	-	24
3' x 8' Spindle T-Rail Kit WH	81026-EX	Kroy Express-Vinyl Railing	White	N/A	1	24
3' x 8' Spindle T-Rail Kit KH	81026K-EX	Kroy Express-Vinyl Railing	Khaki	N/A	-	24
3 1/2' x 8' Picket T-Rail Kit WH	81027-EX	Kroy Express-Vinyl Railing	White	N/A	1	24
3 1/2' x 8' Picket T-Rail Kit KH	81027K-EX	Kroy Express-Vinyl Railing	Khaki	N/A	-	24
3 1/2' x 8' Spindle T-Rail Kit WH	81028-EX	Kroy Express-Vinyl Railing	White	N/A	1	24
3 1/2' x 8' Spindle T-Rail Kit KH	81028K-EX	Kroy Express-Vinyl Railing	Khaki	N/A	-	24
3' x 6' Picket T-Rail Stair Kit WH	81033-EX	Kroy Express-Vinyl Railing	White	N/A	0.5	12
3' x 6' Picket T-Rail Stair Kit KH	81033K-EX	Kroy Express-Vinyl Railing	Khaki	N/A	-	12
3' x 6' Spindle T-Rail Stair Kit WH	81034-EX	Kroy Express-Vinyl Railing	White	N/A	0.5	12
3' x 6' Spindle T-Rail Stair Kit KH	81034K-EX	Kroy Express-Vinyl Railing	Khaki	N/A	0.5	12
3 1/2' x 6' Picket T-Rail Stair Kit WH	81035-EX	Kroy Express-Vinyl Railing	White	N/A	0.5	12
3 1/2' x 6' Picket T-Rail Stair Kit KH	81035K-EX	Kroy Express-Vinyl Railing	Khaki	N/A	0.5	12
3 1/2' x 6' Spindle T-Rail Stair Kit WH	81036-EX	Kroy Express-Vinyl Railing	White	N/A	0.5	12
3 1/2' x 6' Spindle T-Rail Stair Kit KH	81036K-EX	Kroy Express-Vinyl Railing	Khaki	N/A	0.5	12
4 x 4 x 4' Vinyl Post WH	81041-EX	Kroy Express-Vinyl Railing	White	N/A	0.5	48
4 x 4 x 4' Vinyl Post BL	81041B-EX	Kroy Express-Vinyl Railing	Black	N/A	0.5	48
4 x 4 x 4' Vinyl Post CB	81041CB-EX	Kroy Express-Vinyl Railing	Chestnut Brown	N/A	0.5	48
4 x 4 x 4' Vinyl Post KH	81041K-EX	Kroy Express-Vinyl Railing	Khaki	N/A	0.5	48
4 x 4 x 9' Vinyl Post WH	81042-EX	Kroy Express-Vinyl Railing	White	N/A	1	40
4 x 4 x 9' Vinyl Post BL	81042B-EX	Kroy Express-Vinyl Railing	Black	N/A	1	40
4 x 4 x 9' Vinyl Post CB	81042CB-EX	Kroy Express-Vinyl Railing	Chestnut Brown	N/A	1	40
4 x 4 x 9' Vinyl Post KH	81042K-EX	Kroy Express-Vinyl Railing	Khaki	N/A	1	40
22 1/2 Deg Bracket Adapter WH	81060-EX	Kroy Express-Vinyl Railing	White	N/A	-	8
22 1/2 Deg Bracket Adapter BL	81060B-EX	Kroy Express-Vinyl Railing	Black	N/A	-	8
22 1/2 Deg Bracket Adapter CB	81060CB-EX	Kroy Express-Vinyl Railing	Chestnut Brown	N/A	-	8
22 1/2 Deg Bracket Adapter KH	81060K-EX	Kroy Express-Vinyl Railing	Khaki	N/A	-	8
45 Deg Bracket Adapter WH	81061-EX	Kroy Express-Vinyl Railing	White	N/A	-	8
45 Deg Bracket Adapter BL	81061B-EX	Kroy Express-Vinyl Railing	Black	N/A	-	8
45 Deg Bracket Adapter CB	81061CB-EX	Kroy Express-Vinyl Railing	Chestnut Brown	N/A	-	8
45 Deg Bracket Adapter KH	81061K-EX	Kroy Express-Vinyl Railing	Khaki	N/A	-	8
2 x 3 1/2 Std Rail Bracket WH	81062-EX	Kroy Express-Vinyl Railing	White	N/A	-	8
2 x 3 1/2 Std Rail Bracket BL	81062B-EX	Kroy Express-Vinyl Railing	Black	N/A	-	8
2 x 3 1/2 Std Rail Bracket CB	81062CB-EX	Kroy Express-Vinyl Railing	Chestnut Brown	N/A	-	8
2 x 3 1/2 Std Rail Bracket KH	81062K-EX	Kroy Express-Vinyl Railing	Khaki	N/A	-	8
2 x 3 1/2 Std Stair Rail Bracket WH	81063-EX	Kroy Express-Vinyl Railing	White	N/A	-	8
2 x 3 1/2 Std Stair Rail Bracket BL	81063B-EX	Kroy Express-Vinyl Railing	Black	N/A	-	8
2 x 3 1/2 Std Stair Rail Bracket CB	81063CB-EX	Kroy Express-Vinyl Railing	Chestnut Brown	N/A	-	8
2 x 3 1/2 Std Stair Rail Bracket KH	81063K-EX	Kroy Express-Vinyl Railing	Khaki	N/A	-	8
2 x 3 1/2 Column Bracket Adapter WH	81064-EX	Kroy Express-Vinyl Railing	White	N/A	-	8
2 x 3 1/2 Column Bracket Adapter BL	81064B-EX	Kroy Express-Vinyl Railing	Black	N/A	-	8
2 x 3 1/2 Column Bracket Adapter CB	81064CB-EX	Kroy Express-Vinyl Railing	Chestnut Brown	N/A	-	8
2 x 3 1/2 Column Bracket Adapter KH	81064K-EX	Kroy Express-Vinyl Railing	Khaki	N/A	-	8
3 1/2 x 3 1/2 T-Rail Bracket WH	81065-EX	Kroy Express-Vinyl Railing	White	N/A	-	8
3 1/2 x 3 1/2 T-Rail Bracket KH	81065K-EX	Kroy Express-Vinyl Railing	Khaki	N/A	-	8
3 1/2 x 3 1/2 T-Rail Stair Brk KH	81066K-EX	Kroy Express-Vinyl Railing	Khaki	N/A	-	8
6' X 4' Assembled Privacy Gate Kit	8898295G	PreFab Privacy	White	-	0	1
48.5 x 70 Assembled Privacy Gate	8898330G	PreFab Privacy	Aged Cedar	-	0	1

# MASTER LIST

MASTER DESCRIPTION	PART NUMBER	GROUP	COLOR	LENGTH	TRUCK BUNDLE SIZE	BOX/BUNDLE QTY
4" Classic Cap & Trim WH	90418-EX	Kroy Express-Vinyl Railing	White	N/A	-	6
4" Classic Cap & Trim BL	90418B-EX	Kroy Express-Vinyl Railing	Black	N/A	-	6
4" Classic Cap & Trim CB	90418CB-EX	Kroy Express-Vinyl Railing	Chestnut Brown	N/A	-	6
4" Classic Cap & Trim KH	90418K-EX	Kroy Express-Vinyl Railing	Khaki	N/A	-	6
4" Classic Base Trim WH	90420-EX	Kroy Express-Vinyl Railing	White	N/A	-	12
4" Classic Base Trim BL	90420B-EX	Kroy Express-Vinyl Railing	Black	N/A	-	12
4" Classic Base Trim CB	90420CB-EX	Kroy Express-Vinyl Railing	Chestnut Brown	N/A	-	12
4" Classic Base Trim KH	90420K-EX	Kroy Express-Vinyl Railing	Khaki	N/A	-	12
4" Decorative Cap WH	90421-EX	Kroy Express-Vinyl Railing	White	N/A	-	12
4" Decorative Cap BL	90421B-EX	Kroy Express-Vinyl Railing	Black	N/A	-	12
4" Decorative Cap CB	90421CB-EX	Kroy Express-Vinyl Railing	Chestnut Brown	N/A	-	12
4" Decorative Cap KH	90421K-EX	Kroy Express-Vinyl Railing	Khaki	N/A	-	12
Post Mount for 4" post- 42" tall	90468-EX	Kroy Express Vinyl Railing	N/A	N/A	-	1
Concrete Mounting Hardware	90471-EX	Kroy Express Vinyl Railing	N/A	N/A	-	10
Wood & Composite Hardware Kit	90472-EX	Kroy Express Vinyl Railing	N/A	N/A	-	10
Post Mount for 4" post- 36" tall	90473-EX	Kroy Express Vinyl Railing	N/A	N/A	-	1
48 1/2 x 70 Assembled Privacy Gate WC	8898300G	PreFab Privacy	Weathered Cedar	N/A	-	1
48 1/2 x 70 Assembled Privacy Gate NC	8898305G	PreFab Privacy	Natural Cedar	N/A	-	1
48 1/2 x 70 Assembled Privacy Gate RW	8898310G	PreFab Privacy	Redwood	N/A	-	1
48 1/2 x 70 Assembled Privacy Gate CB	8898325G	PreFab Privacy	Chestnut Brown	N/A	-	1
48 1/2 x 70 Assembled Privacy Gate	8898330G	PreFab Privacy	Aged Cedar	N/A	-	1
5x5 GS End Post Cust Rt	K2069EWH	Routed Privacy Posts	White	96	1	81
5x5 GS Line Post Cust Rt	K2069LSD	Routed Privacy Posts	Sandstone	96	1	81
5x5 GS Line Post Cust Rt	K2069LWH	Routed Privacy Posts	White	96	1	81
5x5 GS End Post Cust Rt	K2070EWH	Routed Privacy Posts	White	108	0	81






Ply Gem delivers the industry's most comprehensive portfolio of nationwide designed exterior solutions that are perfect for any job - and every home.

From the cladding that wraps the home down to the trim and accents that complete it, Ply Gem brands and product lines are expertly engineered to provide seamless compatibility, enduring beauty, proven protection and peace of mind.

With an unwavering dedication to customer success, Ply Gem delivers next-level partnership that empowers building professionals and homeowners to create inspired spaces they can both take pride in for generations to come.



THE TOTAL DESIGNED EXTERIOR.







## The largest manufacturer of exterior building products in North America



#1

Windows



#1

Vinyl Siding & Accessories



#1

Metal Roofing & Wall Systems



#1

Turnkey Stone Installation Solutions



**Define and accentuate homes with  
Ply Gem's ever-evolving portfolio of  
Fence & Railing solutions.**

All products are resistant to fading, warping, yellowing, chipping, peeling and cracking, and are backed by a fully transferable Limited Lifetime Warranty.



5020 Weston Parkway, Cary, NC 27513 | (888) 962-6973 | [plygemfence.com](http://plygemfence.com)

We reserve the right to alter, modify or delete items from time to time without notice. Due to printing limitations, colors may not be exactly as shown. Contact your distributor or sales representative for actual product and color samples. ALL PRODUCTS MADE IN THE U.S.A.

© 2024 Ply Gem Industries, Inc., part of Cornerstone Building Brands, Inc. ALL RIGHTS RESERVED. 6112149991101/RevG/MS/CG/0124



PART OF THE  
CORNERSTONE BUILDING BRANDS FAMILY