



Everything looks better with some Perspective™.



Building with Perspective



Building the kind of dream homes with the scenic views people fantasize about takes perspective. It's all about being able to see what will make the dream a reality, easily and affordably. So we're thrilled to introduce Perspective™ by Ply Gem®, our most advanced multi-slide vinyl patio door. With premium features designed for enhanced performance and durability, you'll find that everything looks better with some Perspective. Designed to match your building needs and your clients' budgets, our multi-slide patio doors are a smart solution for any project, big or small.



**SCAN THE QR CODE WITH YOUR
SMARTPHONE CAMERA TO WATCH
THE POSSIBILITIES COME TO LIFE.**

The cover features The New American Home® 2022 in Orlando, Florida, built by Envy Homes.



3-PANEL BYPASS DOOR IN DARK BRONZE



LEFT: 2-PANEL BYPASS DOOR IN BLACK
RIGHT: 4-PANEL BYPASS DOOR IN BLACK



4-PANEL BYPASS DOOR IN WHITE

The Possibilities Are Endless

Merging indoor and outdoor spaces not only tops the list of key homeowner trends but also offers the best way to get the most value from your new build. Our advanced multi-slide vinyl patio doors instantly enhance visibility, allowing you to bring the great outdoors in while delivering a striking element of style. These are strong and durable doors, too, built with features like integrated aluminum reinforcement, stainless steel rollers, and strong four-point welded corners to tackle your most challenging building needs. Discover the endless possibilities in style and function with our innovative multi-slide patio doors.

Unmatched Reliability and Long-lasting Performance

Everything looks better with some Perspective™. Built to perform beautifully, durably and easily, and available in a broad selection of sizes and options, Perspective top-performing multi-slide vinyl patio doors include an array of features that sets them apart from other brands.



LEFT: 3-PANEL POCKET DOOR IN WHITE
RIGHT: 6-PANEL BI-PARTING DOOR IN WHITE



STRONG & DURABLE

Perspective doors are stronger where it matters, featuring frame corners with two to three times more fasteners than most competitive doors. An offset fastening pattern creates a tighter joint for greater resistance to expansion and weather, while aluminum rolling tracks with a stainless steel cap and stainless steel tandem rollers provide years of smooth-gliding operation.



WEATHER-RESISTANT PERFORMANCE

Integrated aluminum reinforcements, heat-treated interlocks, and a unique T-Lock System increase strength and help to achieve high-performance ratings in severe weather and when under load from wind pressure.



INSULATED EFFICIENCY

Robotically installed, Super Spacer® technology helps to reduce condensation, increase energy efficiency, and provide a longer-lasting, more durable glass seal. It's also through the Super Spacer system that argon gas is injected to further enhance insulating performance.



FAST, EASY INSTALLATION

Modular packaging, clearly labeled hardware in color-coded bags, and easy-to-follow instructions simplify installation. Fastener locations are precise, and holes are pre-drilled to eliminate on-site measuring. Rollers are self-leveling and adjust into place with a turn of a screw. On stationary door panels, rollers assist with adjusting panel height to maintain an even sightline.



**SCAN THE QR CODE WITH YOUR
SMARTPHONE CAMERA TO TAKE A
CLOSER LOOK AT THE DOOR'S FEATURES.**

Customized Options for All of Your New Build Needs



SCAN THE
QR CODE WITH YOUR
SMARTPHONE CAMERA
TO SEE A DETAILED SIZE GUIDE.



6-PANEL BI-PARTING DOOR IN DARK BRONZE

Achieve a transitional living space that's as attainable as it is attractive. Perspective doors are innovatively designed to deliver a seamless indoor and outdoor living experience. They open and close effortlessly and, unlike hinged doors, won't create obstructions or the need to move furniture or decor.

Choose from seemingly endless combinations of door configurations and sizes, plus a wide array of color and design options. No matter what your building needs are, Ply Gem Perspective makes it possible.

CONFIGURATIONS

Our doors come in 1-, 2-, 3-, 4- and 6-panel options in the following configurations:

BYPASS

Panels can slide from one side to the other or can open from either end. When fully open, the panels stack at one side.

POCKET

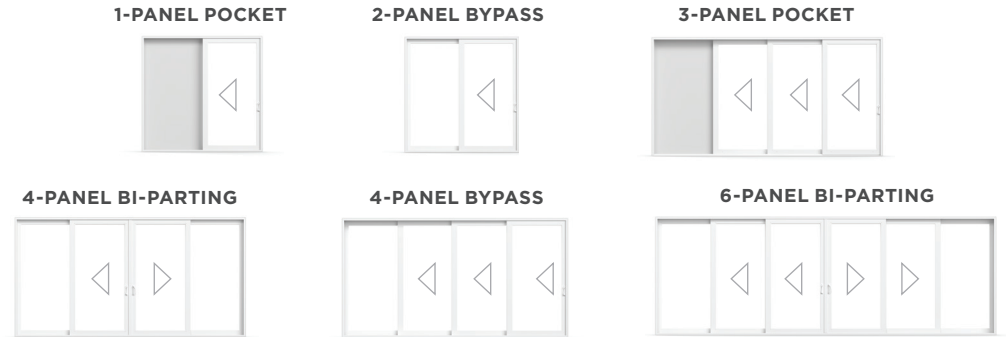
All panels slide and nest into a wall pocket, maximizing the finished opening.

BI-PART

Panels open from the center and slide to one side or the other. Door can be partially or fully open with panels stacking at their respective side.

EXAMPLE PANEL AND PRODUCT CONFIGURATIONS

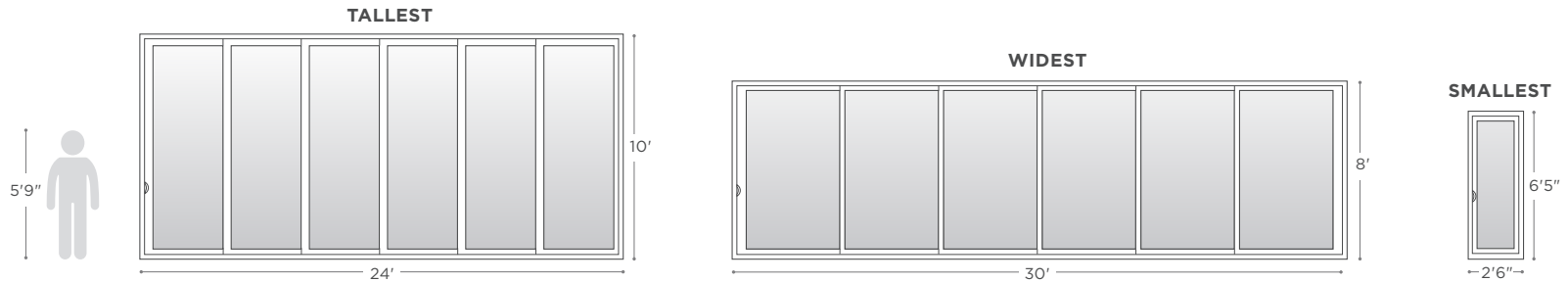
See chart below for all combinations.



SIZES

Our doors come in a variety of standard sizes, as well as custom sizes up to 10' in height or 30' in width.

	1-PANEL				2-PANEL				3-PANEL				4-PANEL				6-PANEL			
DOOR WIDTH	2'6"	3'	4'	5'	5'	6'	8'	10'	7'6"	9'	12'	15'	10'	12'	16'	20'	15'	18'	24'	30'
PANEL WIDTH	2'6"	3'	4'	5'	2'6"	3'	4'	5'	2'6"	3'	4'	5'	2'6"	3'	4'	5'	2'6"	3'	4'	5'
DOOR HEIGHT	✓	✓	✓	✓	✓	✓	✓	✓	✓	✓	✓	✓	✓	✓	✓	✓	✓	✓	✓	✓
6'8"	✓	✓	✓	✓	✓	✓	✓	✓	✓	✓	✓	✓	✓	✓	✓	✓	✓	✓	✓	✓
8'0"	✓	✓	✓	✓	✓	✓	✓	✓	✓	✓	✓	✓	✓	✓	✓	✓	✓	✓	✓	✓
10'0"	✓	✓	✓	—	✓	✓	✓	—	✓	✓	✓	—	✓	✓	✓	—	✓	✓	✓	—



When You Put Details First, You Get a Door That Lasts



Getting the details right means building a door that provides years of comfort, security and beauty. That's why we overlooked nothing when building Perspective, starting with a significant investment in highly automated and robotic manufacturing processes to ensure absolute precision and unequalled fit and finish quality. For builders, that means faster, easier installation and the pride that comes with completing a project that's perfect in every dimension. For customers, it's the enjoyment and confidence instilled by exemplary quality.

Every Perspective door features optimized glass options to maximize energy efficiency and help protect against extreme weather conditions. Low-E glass blocks harmful UV rays, preventing fading and sun damage to expensive furniture, art and rugs. Doors can even be configured to meet ENERGY STAR® certification. And with expansive sizes up to 10 feet high or 30 feet wide, Perspective multi-slide vinyl patio doors broaden your view and create dramatic transitional spaces.



**Perspective doors can
be configured to meet
ENERGY STAR certification
in all climate zones.**




Florida Product
Approval Number 41161





4-PANEL BYPASS DOOR IN WHITE

COLORS

Select from stylish exterior and interior color options.

Standard Color Options	
White	
Almond	
Clay	

White, Almond and Clay doors are the same color inside and out.

Premium Color Options	
Exterior with a White Interior	
Black	
Dark Bronze	


Black and Dark Bronze provide a dramatic and contrasting architectural statement. Coextrusion technology makes the color integral to the door for long-lasting beauty.






ACCESSORIES


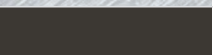

Accessorize your doors with a variety of grille profiles and patterns, and optimize ventilation and keep pests out with standard or optional heavy-duty screens.

HARDWARE

Our handles are color coordinated, comfortable and easy to grasp. Choose between three styles and standard and premium finish options, including our low-profile exterior pull handle with a recessed, contoured design for easier grasping and operation.



Standard Finish Options	
White	
Almond	
Clay	
Dark Bronze	
Black	

Premium Finish Options	
Brushed Nickel	
Oil-Rubbed Bronze	
Brass	



4-PANEL BYPASS DOOR IN WHITE




LEFT: 6-PANEL BI-PART DOOR IN BLACK
RIGHT: 3-PANEL POCKET DOOR IN BLACK

Designed to Deliver a Better Build

We know building a new home from the ground up can be a big undertaking. That's why we work to ensure the process is as smooth and rewarding as possible by designing our products purposefully for durability, ease of operation and the easiest install in the business, all backed by industry-leading warranties. We cut no corners to help you deliver a low-risk, high-reward build that satisfies both the homeowners' and your high expectations.

**Find all the information you need
to get started on your new build
today by visiting our website.**



**SCAN THE QR CODE WITH YOUR
SMARTPHONE CAMERA TO VISIT
[PLYGEM.COM/PERSPECTIVE](https://plygem.com/perspective).**

The information contained is current at the time of printing. Changes to the product(s) may have been made since publication. Not all product styles and options are available in all areas. Please consult your sales representative prior to purchasing. Due to limitations in the printing process, actual colors may vary from printed materials. Please see a sample of the product before making your final color selection. Perspective™ is a trademark of Ply Gem Windows & Doors. The New American Home® is a registered trademark of The National Association of Home Builders. Ply Gem® and the stylized “P” are trademarks of Ply Gem Industries Inc. or its affiliates. Super Spacer® is a registered trademark of Qualex Building Products. ENERGY STAR® is a registered trademark of the U.S. Environmental Protection Agency.

© 2024 Ply Gem Industries, Inc., part of **Cornerstone Building Brands**, Inc.
ALL RIGHTS RESERVED. Printed in the USA | 3704229991103/RevD/AG/CG/0624



PART OF THE CORNERSTONE BUILDING BRANDS FAMILY | SIDING + ACCESSORIES | WINDOWS + DOORS | STONE VENEER | TRIM + MOULDINGS | FENCE + RAILING

[PlyGem.com/PERSPECTIVE](https://www.plygem.com/PERSPECTIVE)