

CLIPSTONE®

Mortarless Stone Veneer

It's all about the clip. Our innovative clip system makes installation simple so there are unlimited ways to transform indoor and outdoor spaces. Another big plus? No mortar means less mess.

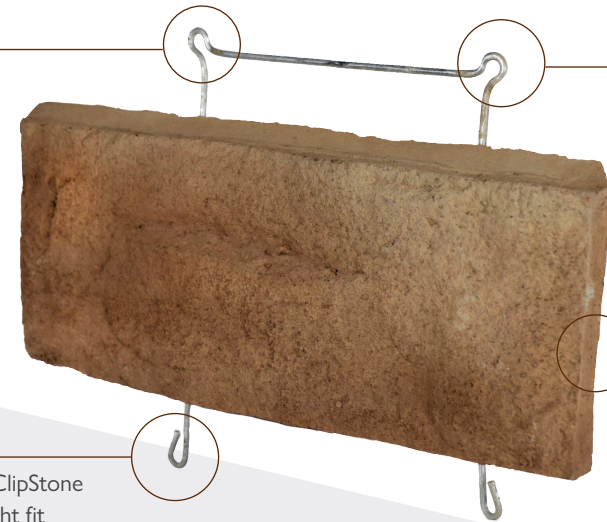


It's That Easy!™



Easy Installation

Simply put a screw in each eyelet to attach to your wall.



Patented Mounting Clips

Mounting clips are embedded within each ClipStone piece so you can simply and securely install onto the wall.

Bevel Design

The sides of each ClipStone piece are designed with a bevel. This gives you maximum flexibility to position the stone correctly during installation.

Tight Fit

Bottom clips easily guide each ClipStone piece into place and create a tight fit after it's screwed into the wall.



Designed to Breathe

Built-In Water Management System


Each ClipStone piece is automatically raised off the wall to create a built-in water management system and allows the wall to breathe in exterior applications.

Patented Flanges

ClipStone takes common errors out of installation with patented flanges so your rows look like they were perfectly stacked by a professional mason.

50
YEAR
LIMITED
PRODUCT
WARRANTY

Classic



ProPanel




ColumnWrap

ProStack



NorthernLedge



easy install
SOLUTIONS

Mortarless Stone Veneer




© 2023 Environmental Materials, LLC.
Part of the Cornerstone Building Brands family.
Lit Item #ESW-431 10/2023



CLIPSTONE®

Classic



ClipStone Classic is the no mortar, no mess easy-to-install solution for beautiful stone veneer.

- Delivers the look of natural stone without the expense
 - Variety of styles and colors available
 - The beauty of stone masonry with less hassles
 - No sealing, painting or cleaning required
- No Mortar. No Mess. No Masonry Skills Required.



1 Simply prep the wall, place a screw in each eyelet and attach ClipStone to the wall.



2 Continue putting your ClipStone piece up one at a time. Just like professional stone masons do. Except this time, it's you.



3 Keep going. When your space is complete, there's only one thing left to do. Stand back and admire your beautiful handwork.

ProPanel




Our large format ProPanel for easier and quicker installation and stairstep design that hides joints.

- Ideal for more substantial residential and commercial projects
 - No seasonal restrictions on installation
 - Discreet seams • True masonry corners
 - Work out of your existing toolbox
 - Easy jobsite cleanup



ColumnWrap



The perfect solution for beautiful columns and caps

- Simple and easy to install around a 4", 6" or 8" pressure treated post
- 3' Column installs in as little as 30 minutes
- Eliminates the need to frame around the post



CapStones

18" x 18" Flat or Peaked CapStones



Full

Split